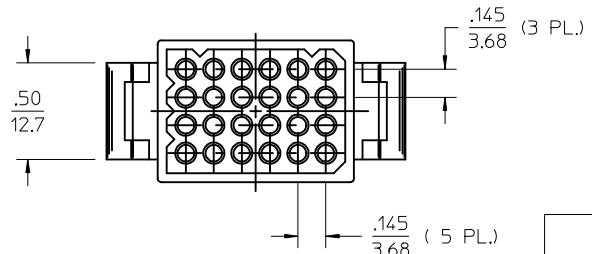
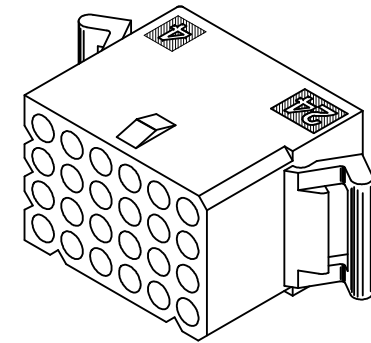
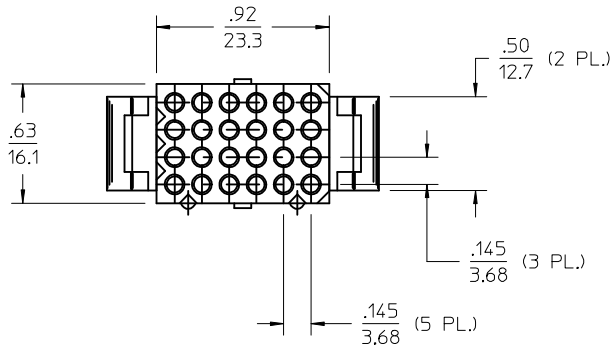
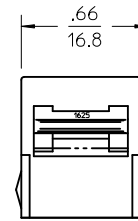
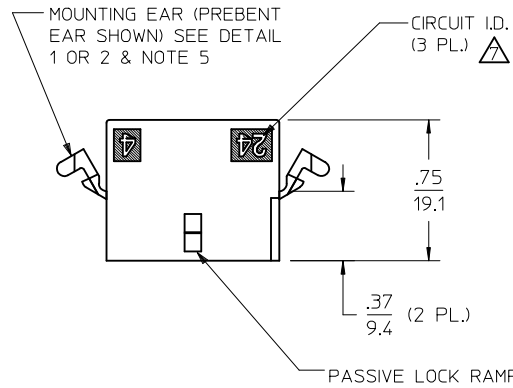
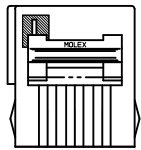
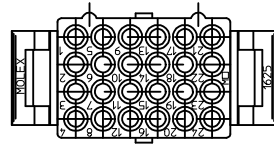


PLUG HOUSING



PK SPEC EC NO: UCP2015-0466 DRWN: JDFOX 2014/08/07 CHKD: MKIPPER 2014/08/07 APPR: FSMITH 2014/08/14	QUALITY SYMBOLS = 0 = 0 = 0	GENERAL TOLERANCES (UNLESS SPECIFIED)		DIMENSION STYLE IN/MM	SCALE 2:1	DESIGN UNITS INCH	THIRD ANGLE PROJECTION		
		4 PLACES ± --- ± --- 3 PLACES ± --- ± .010 2 PLACES ± 0.25 ± .014 1 PLACE ± 0.36 ± --- 0 PLACE ± --- ± ---	mm INCH ± --- ± --- ± .010 ± .014 ± --- ± --- ± --- ± ---	DRAWN BY JDFOX	DATE 2014/08/07	TITLE .062/(157) HOUSINGS PLUG AND RECEPTACLE 24 CIRCUIT			
		ANGULAR ±1/2°		CHECKED BY MKIPPER	DATE 2014/08/07	MATERIAL NO. SEE CHART			
		DRAFT WHERE APPLICABLE MUST REMAIN WITHIN DIMENSIONS		APPROVED BY FSMITH	DATE 2014/08/14	DOCUMENT NO. SD-1625-24*		SHEET NO. 1 OF 3	



RECEPTACLE HOUSING

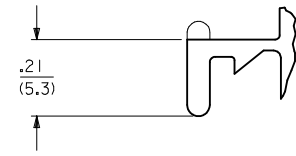
SEE SHEET 1 EC NO: UCP2015-0466 DRWN: JDOX CHKD: MKIPPER APPR: FSMITH	QUALITY SYMBOLS 	GENERAL TOLERANCES (UNLESS SPECIFIED)		DIMENSION STYLE IN/MM	SCALE 2:1	DESIGN UNITS INCH	THIRD ANGLE PROJECTION		
		4 PLACES ± --- ± --- 3 PLACES ± --- ± .010 2 PLACES ± 0.25 ± .014 1 PLACE ± 0.36 ± --- 0 PLACE ± --- ± ---	mm INCH	DRAWN BY DATE JDOX 2014/08/07	CHECKED BY DATE MKIPPER 2014/08/07	TITLE .062/(157) HOUSINGS PLUG AND RECEPTACLE 24 CIRCUIT			
		ANGULAR ±1/2°		MATERIAL NO. SEE CHART	APPROVED BY DATE FSMITH 2014/08/14	DOCUMENT NO. SD-1625-24*			
		DRAFT WHERE APPLICABLE MUST REMAIN WITHIN DIMENSIONS		SIZE 	THIS DRAWING CONTAINS INFORMATION THAT IS PROPRIETARY TO MOLEX INCORPORATED AND SHOULD NOT BE USED WITHOUT WRITTEN PERMISSION				

PLUG		RECEPTACLE	
PART NO.	ENG. NO.	PART NO.	ENG. NO.
03-06-2241	I625-24P	03-06-1241	I625-24R
03-06-2242	I625-24P I	03-06-6241	I625-24RBK
03-06-7241	I625-24PBK		
03-06-7242	I625-24P IBK		

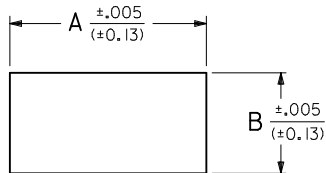
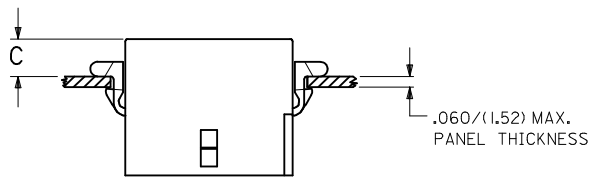
LEGEND:
 1625-24****
 CIRCUIT SIZE
 P = PLUG
 R = RECEPTACLE

BLANK = WITH MOUNTING EARS
 I = WITHOUT EARS

COLOR: _____
 BLANK = NATURAL COLOR
 AM = AMBER BK = BLACK BU = BLUE
 BN = BROWN GY = GRAY GN = GREEN
 OR = ORANGE RD = RED YW = YELLOW

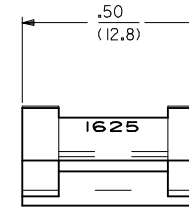


DETAIL 1
 .062/(1.57) STANDARD MOUNTING EAR
 (SCALE 4:1)



RECOMMENDED HOLE PATTERN

RECEP.	.1079 (27.41)	.715 (18.16)	.22 (5.5)	.22 (5.7)
PLUG	1.182 (30.02)	.765 (19.43)	.24 (6.0)	.24 (6.2)
PART	DIM. A	DIM. B	DIM. C (STANDARD EAR)	DIM. C (PREBEND EAR)



DETAIL 2
 .062/(1.57) PREBEND MOUNTING EAR
 (SCALE 4:1)

NOTES:

1. MATERIAL: NYLON TYPE 6/6 , UL94V-2, COLOR: SEE LEGEND.
2. FINISH: NONE.
3. MOLEX PRODUCT SPEC PS-02-06 APPLIES.
4. PACKAGING SPECIFICATION: PK-1625-003.
5. WHERE DENOTED IN CHART, TOOLS ARE BUILT WITH PREBEND MOUNTING EARS PER DETAIL 2 AND SUPERSEDE ALL TOOLS PREVIOUSLY BUILT WITH THE STANDARD MOUNTING EAR.
6. THIS HOUSING FOR USE WITH .062/(1.57) DIA. TERMINALS.
7. CIRCUIT I.D. NUMBERS ON HOUSING APPEAR ON PART FROM TOOLS BUILT AFTER 8/5/91.
8. PARTS CONFORM TO CLASS B REQUIREMENTS OF COSMETIC SPECIFICATION PS-45499-002.

SEE SHEET 1 EC NO: UCP2015-0466 DRWN: JDFOX 2014/08/07 CHKD: MKIPPER 2014/08/07 APPR: FSMITH 2014/08/14	QUALITY SYMBOLS =0 =0 =0	GENERAL TOLERANCES (UNLESS SPECIFIED)		DIMENSION STYLE IN/MM	SCALE 2:1	DESIGN UNITS INCH	THIRD ANGLE PROJECTION	
		4 PLACES ± --- ± ---	3 PLACES ± --- ± .010	DRAWN BY JDFOX	DATE 2014/08/07	.062/(1.57) HOUSINGS PLUG AND RECEPTACLE 24 CIRCUIT		
		2 PLACES ± 0.25 ± .014	1 PLACE ± 0.36 ± ---	CHECKED BY MKIPPER	DATE 2014/08/07			
		0 PLACE ± --- ± ---	ANGULAR ±1/2°		APPROVED BY FSMITH	DATE 2014/08/14	molex	
		DRAFT WHERE APPLICABLE MUST REMAIN WITHIN DIMENSIONS		MATERIAL NO. SEE CHART	DOCUMENT NO. SD-1625-24*	SHEET NO. 3 OF 3		
THIS DRAWING CONTAINS INFORMATION THAT IS PROPRIETARY TO MOLEX INCORPORATED AND SHOULD NOT BE USED WITHOUT WRITTEN PERMISSION								