

VOLUME 043 MACHINE 3705- -0080232 MODEL M81 SYSTEM 0002904 MODE

BOX SHIP 81/12/11

LOGIC TYPE -0- SYSTEMS DIAGRAMS

PAGE NUM	SH	TITLE	PART NUM	EC NUM	FEATURE B/M OR B/MS
AA000		BINDER TAB VOL 043	0008496498	344270	.W. 0001862344
DB101		CENTRAL CONTROL	0001852861	344270	.W. 0001862344
DE002		CENTRAL CONTROL	0001852862	344270	.W. 0001862344
DE003		CENTRAL CONTROL	0001852863	344270	.W. 0001862344
DE008		CENTRAL CONTROL	0001852864	344270	.W. 0001862344
DE971		CENTRAL CONTROL	0001852865	344828	.W. 0001862344
DE974		CENTRAL CONTROL	0001852866	344270	.W. 0001862344
DE975		CENTRAL CONTROL	0001852867	344270	.W. 0001862344
DE976		CENTRAL CONTROL	0001852868	344270	.W. 0001862344
DE977		CENTRAL CONTROL	0001852869	344270	.W. 0001862344
DF002		CENTRAL CONTROL	0001852870	344270	.W. 0001862344
DF003		CENTRAL CONTROL	0001852871	344270	.W. 0001862344
DF008		CENTRAL CONTROL	0001852872	344270	.W. 0001862344
DF009		CENTRAL CONTROL	0001852873	344270	.W. 0001862344
DF971		CENTRAL CONTROL	0001852874	344828	.W. 0001862344
DF974		CENTRAL CONTROL	0001852875	344270	.W. 0001862344
DF975		CENTRAL CONTROL	0001852876	344270	.W. 0001862344
DF976		CENTRAL CONTROL	0001852877	344270	.W. 0001862344
DF977		CENTRAL CONTROL	0001852878	344270	.W. 0001862344
DG002		CENTRAL CONTROL	0001852879	344270	.W. 0001862344
DG003		CENTRAL CONTROL	0001852880	344270	.W. 0001862344
DG008		CENTRAL CONTROL	0001852881	344270	.W. 0001862344
DG009		CENTRAL CONTROL	0001852882	344270	.W. 0001862344
DG971		CENTRAL CONTROL	0001852883	344828	.W. 0001862344
DG974		CENTRAL CONTROL	0001852884	344270	.W. 0001862344
DG975		CENTRAL CONTROL	0001852885	344270	.W. 0001862344
DG976		CENTRAL CONTROL	0001852886	344270	.W. 0001862344
DG977		CENTRAL CONTROL	0001852887	344270	.W. 0001862344
DH002		CENTRAL CONTROL	0001852888	344270	.W. 0001862344
DH003		CENTRAL CONTROL	0001852889	344270	.W. 0001862344
DH008		CENTRAL CONTROL	0001852890	344270	.W. 0001862344
DH009		CENTRAL CONTROL	0001852891	344270	.W. 0001862344
DH010		CENTRAL CONTROL	0001852892	344270	.W. 0001862344
DH011		CENTRAL CONTROL	0001852893	344828	.W. 0001862344
DH014		CENTRAL CONTROL	0001852894	344270	.W. 0001862344
DH015		CENTRAL CONTROL	0001852895	344270	.W. 0001862344
DH016		CENTRAL CONTROL	0001852896	344270	.W. 0001862344
DH017		CENTRAL CONTROL	0001852897	344270	.W. 0001862344
DJ002		CENTRAL CONTROL	0001859588	344270	.W. 0001862344
DJ003		CENTRAL CONTROL	0001859589	344270	.W. 0001862344
DJ008		CENTRAL CONTROL	0001859590	344270	.W. 0001862344
DJ009		CENTRAL CONTROL	0001859591	344270	.W. 0001862344

VOLUME 043 MACHINE 3705- -0080232 MODEL M81 SYSTEM 0002904 MODE

BOX SHIP 81/12/11

LOGIC TYPE -0- SYSTEMS DIAGRAMS

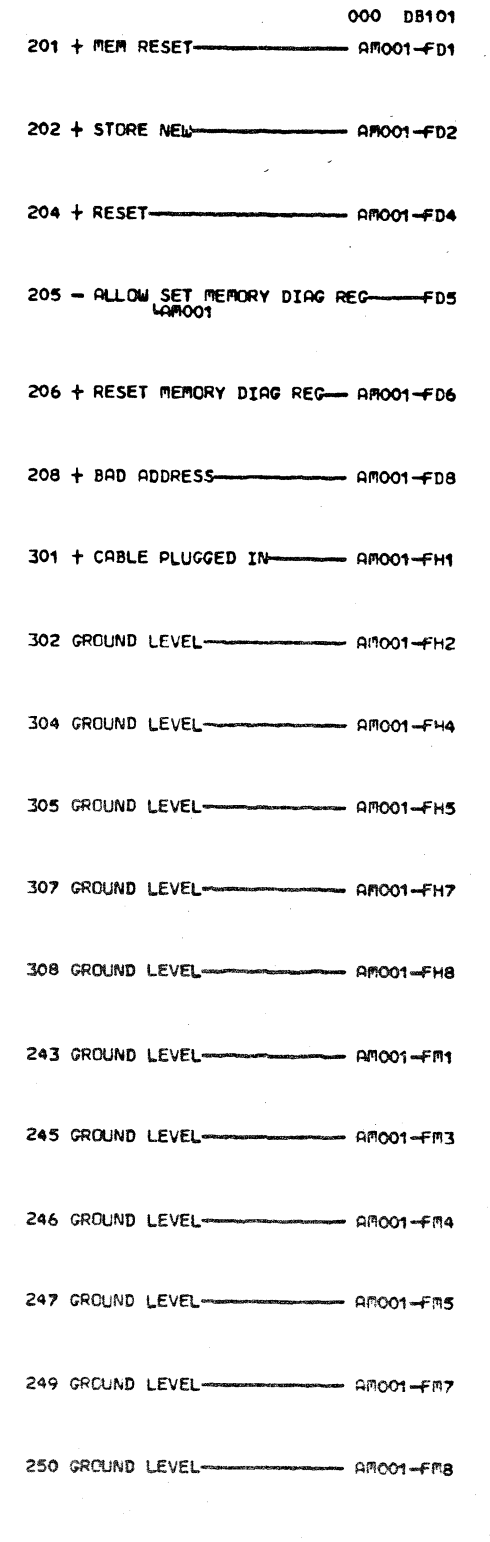

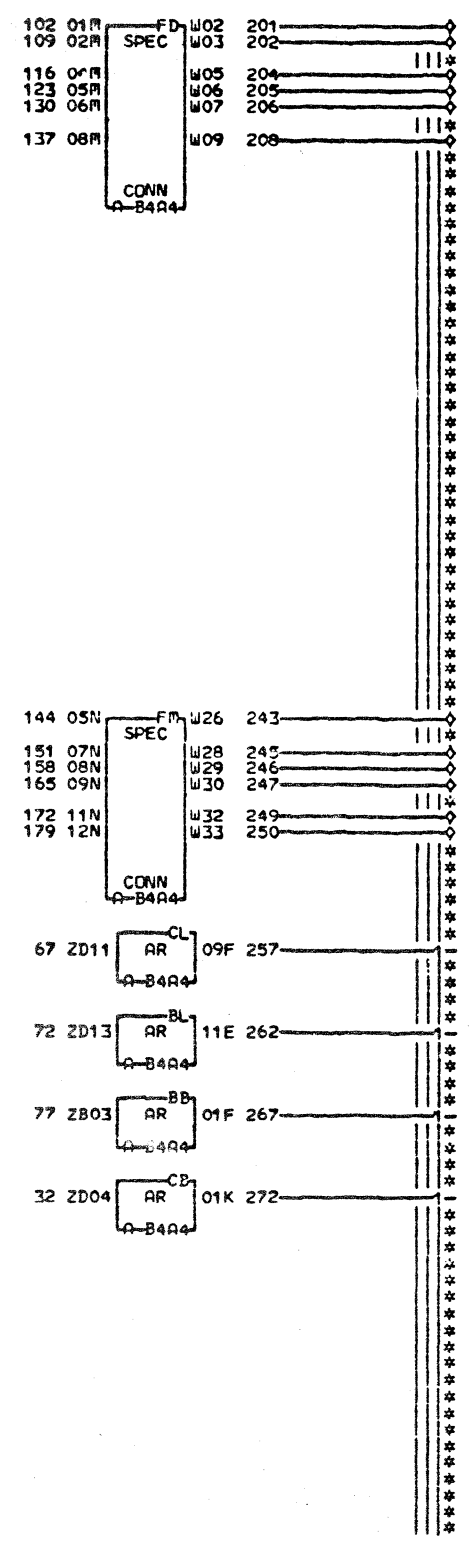
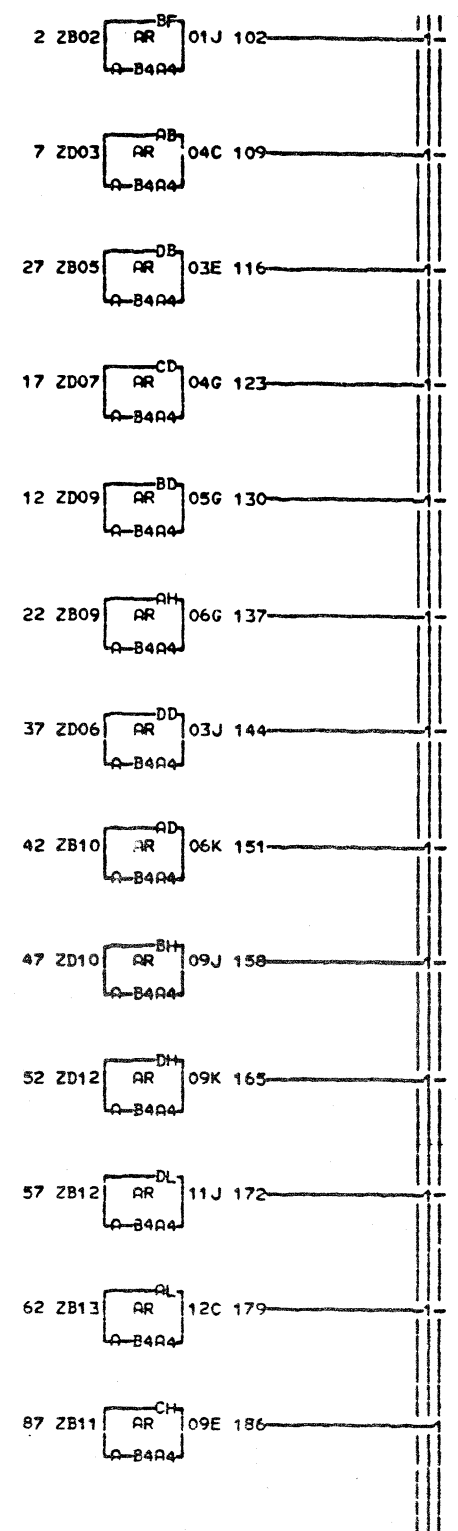
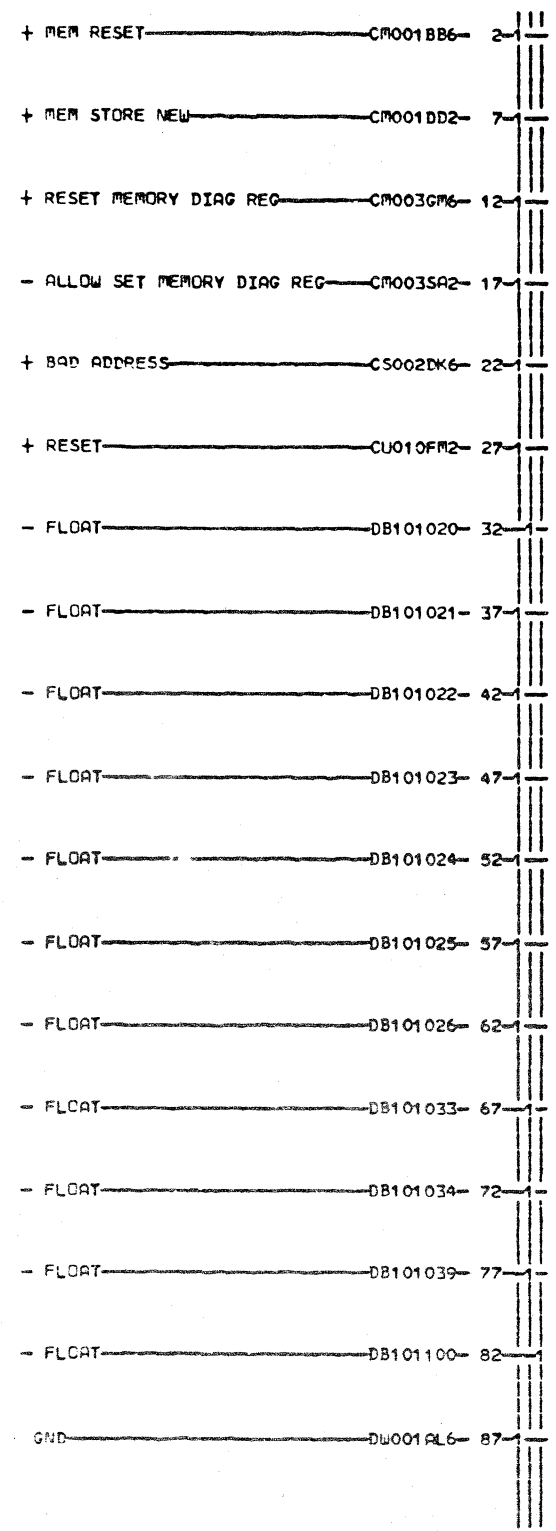
PAGE NUM	SH	TITLE	PART NUM	EC NUM	FEATURE B/M OR B/MS
DJ010		CENTRAL CONTROL	0001859592	344270	.W. 0001862344
DJ011		CENTRAL CONTROL	0001859593	344828	.W. 0001862344
DJ014		CENTRAL CONTROL	0001859594	344270	.W. 0001862344
DJ015		CENTRAL CONTROL	0001859595	344270	.W. 0001862344
DJ016		CENTRAL CONTROL	0001859596	344270	.W. 0001862344
DJ017		CENTRAL CONTROL	0001859597	344270	.W. 0001862344
DK002		CENTRAL CONTROL	0001859598	344270	.W. 0001862344
DK003		CENTRAL CONTROL	0001859599	344270	.W. 0001862344
DK008		CENTRAL CONTROL	0001859600	344270	.W. 0001862344
DK009		CENTRAL CONTROL	0001859601	344270	.W. 0001862344
DK971		CENTRAL CONTROL	0001859602	344828	.W. 0001862344
DK974		CENTRAL CONTROL	0001859603	344270	.W. 0001862344
DK975		CENTRAL CONTROL	0001859604	344270	.W. 0001862344
DK976		CENTRAL CONTROL	0001859605	344270	.W. 0001862344
DK977		CENTRAL CONTROL	0001859606	344270	.W. 0001862344
DL001		CENTRAL CONTROL	0001859607	344828	.W. 0001862344
DL002		CENTRAL CONTROL	0001859608	344270	.W. 0001862344
DL003		CENTRAL CONTROL	0001859609	344270	.W. 0001862344
DL004		CENTRAL CONTROL	0001859610	344270	.W. 0001862344
DL005		CENTRAL CONTROL	0001859611	344270	.W. 0001862344
DL006		CENTRAL CONTROL	0001859612	344270	.W. 0001862344
DL007		CENTRAL CONTROL	0001859613	344270	.W. 0001862344
DL008		CENTRAL CONTROL	0001859614	344270	.W. 0001862344
DL009		CENTRAL CONTROL	0001859615	344270	.W. 0001862344
DL010		CENTRAL CONTROL	0001859616	344270	.W. 0001862344
DM001		CENTRAL CONTROL	0001859617	344828	.W. 0001862344
DM002		CENTRAL CONTROL	0001859618	344828	.W. 0001862344
DM003		CENTRAL CONTROL	0001859619	344270	.W. 0001862344
DM004		CENTRAL CONTROL	0001859620	344270	.W. 0001862344
DM005		CENTRAL CONTROL	0001859621	344270	.W. 0001862344
DM006		CENTRAL CONTROL	0001859622	344270	.W. 0001862344
DM007		CENTRAL CONTROL	0001859623	344270	.W. 0001862344
DM008		CENTRAL CONTROL	0001859624	344270	.W. 0001862344
DM009		CENTRAL CONTROL	0001859625	344270	.W. 0001862344
DM010		CENTRAL CONTROL	0001859626	344270	.W. 0001862344
DN001		CENTRAL CONTROL	0001859627	344270	.W. 0001862344
DN002		CENTRAL CONTROL	0001859628	344270	.W. 0001862344
DN003		CENTRAL CONTROL	0001859629	344270	.W. 0001862344
DN004		CENTRAL CONTROL	0001859630	344270	.W. 0001862344
DN005		CENTRAL CONTROL	0001859631	344270	.W. 0001862344
DP991		CENTRAL CONTROL	0001859632	344270	.W. 0001862344
DP992		CENTRAL CONTROL	0001859633	344270	.W. 0001862344

VOLUME 043 MACHINE 3705- -0080232 MODEL M81 SYSTEM 0002904 MODE BOX SHIP 81/12/11

LOGIC TYPE -0- SYSTEMS DIAGRAMS

PAGE NUM	SH	TITLE	PART NUM	EC NUM	FEATURE B/M OR B/MS
DP993		CENTRAL CONTROL	0001859634	344270	.W. 0001862344
DP994		CENTRAL CONTROL	0001859635	344270	.W. 0001862344
DQ001		CENTRAL CONTROL	0001859636	344270	.W. 0001862344
DQ002		CENTRAL CONTROL	0001859637	344270	.W. 0001862344
DQ003		CENTRAL CONTROL	0001859638	344270	.W. 0001862344
DQ004		CENTRAL CONTROL	0001859639	344270	.W. 0001862344
DR991		CENTRAL CONTROL	0001859640	344270	.W. 0001862344
DR992		CENTRAL CONTROL	0001859641	344270	.W. 0001862344
DR993		CENTRAL CONTROL	0001986952	344270	.W. 0001862344
DR994		CENTRAL CONTROL	0001986953	344270	.W. 0001862344
DS001		CENTRAL CONTROL	0001986954	344270	.W. 0001862344
DS002		CENTRAL CONTROL	0001986955	344270	.W. 0001862344
DS003		CENTRAL CONTROL	0001986956	344270	.W. 0001862344
DS004		CENTRAL CONTROL	0001986957	344270	.W. 0001862344
DS005		CENTRAL CONTROL	0001986958	344270	.W. 0001862344
DT001		CENTRAL CONTROL	0001986959	344270	.W. 0001862344
DU001		CENTRAL CONTROL	0001986960	344270	.W. 0001862344
DV001		CENTRAL CONTROL	0001986961	344270	.W. 0001862344
DW001		CENTRAL CONTROL	0001986962	344828	.W. 0001862344
DY001		CENTRAL CONTROL	0001986963	344270	.W. 0001862344
DZ001		CENTRAL CONTROL	0001986966	344270	.W. 0001862344
DZ002		CENTRAL CONTROL	0001986967	344828	.W. 0001862344
DZ002A		CENTRAL CONTROL	0004499514	344828	.W. 0001862344

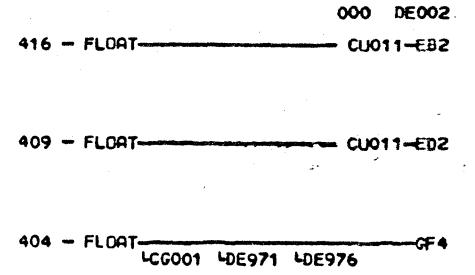

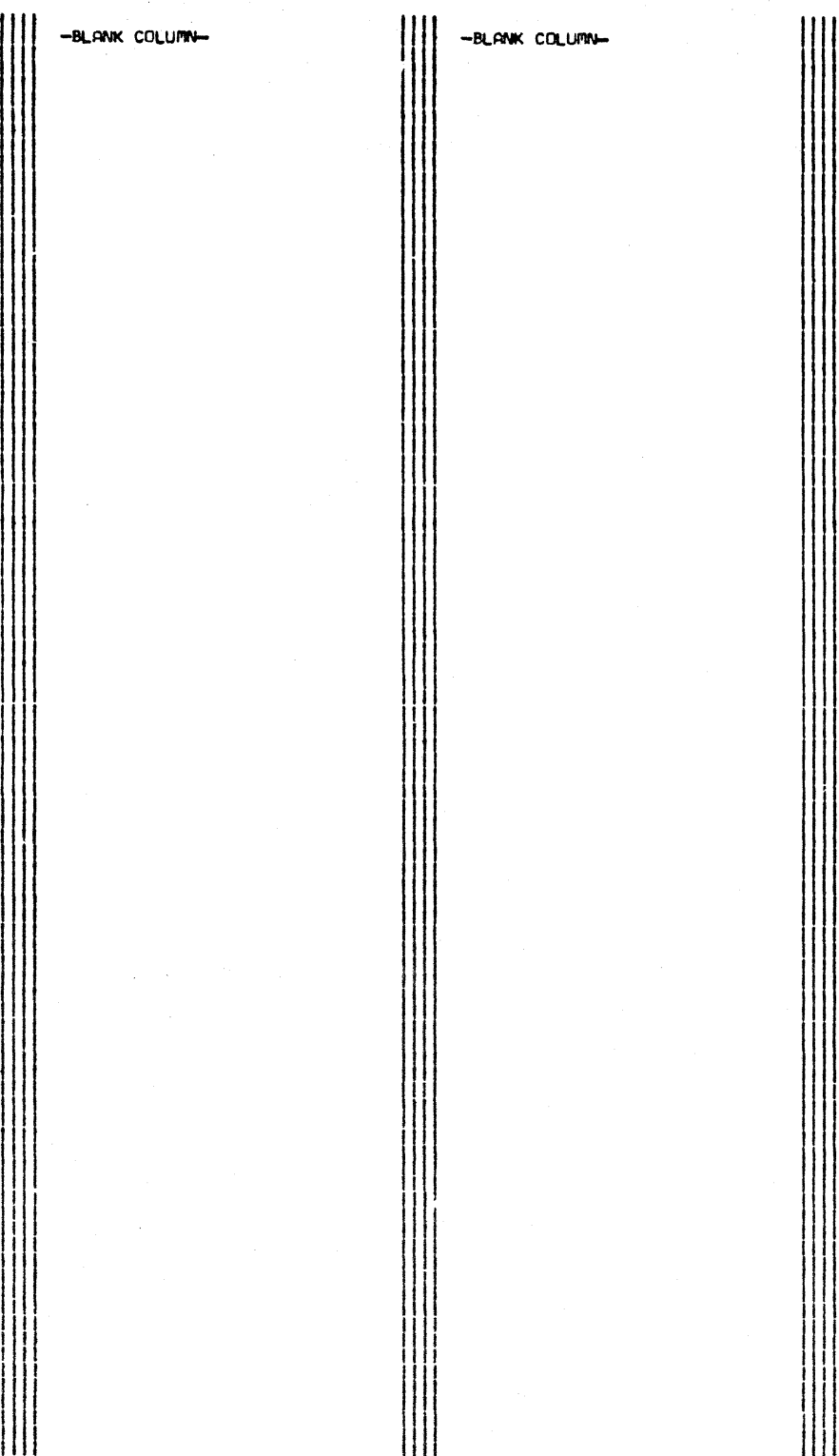
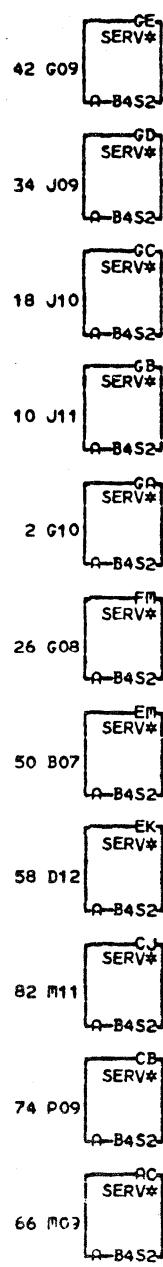
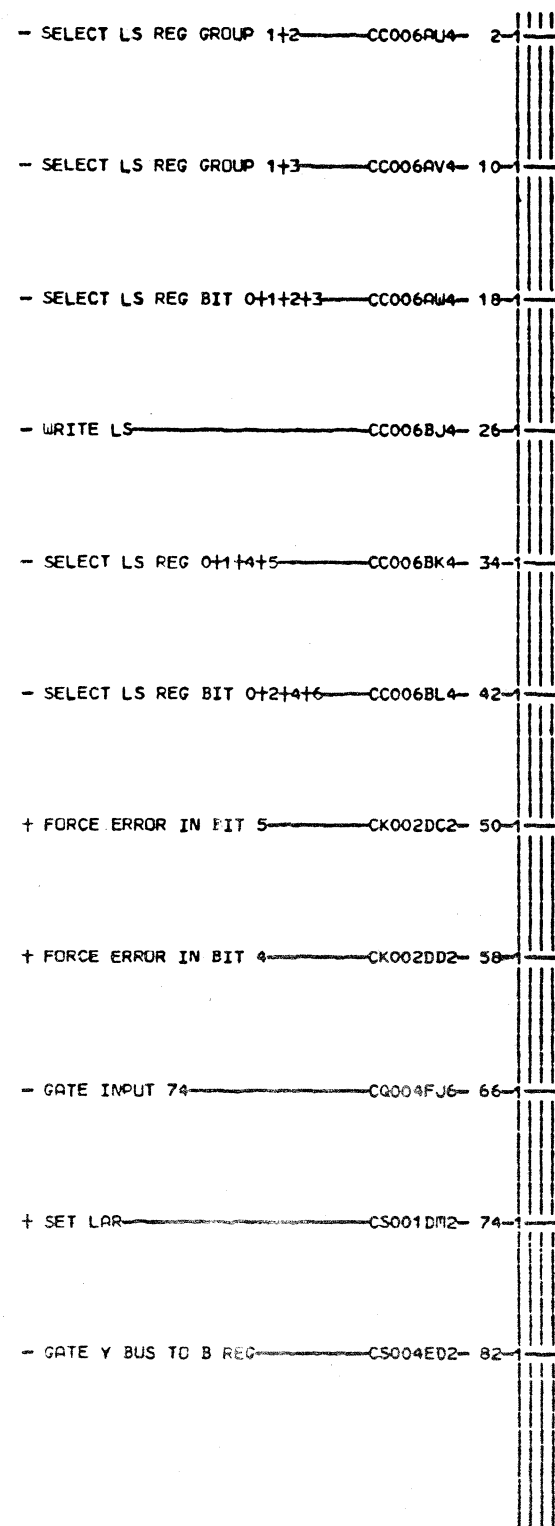
TOTAL PART NUMBERS THIS VOLUME 107



LOC. TYPE
A-B4A4 6797

DB101
000

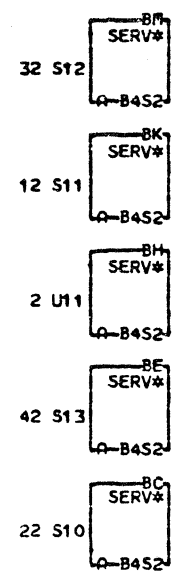
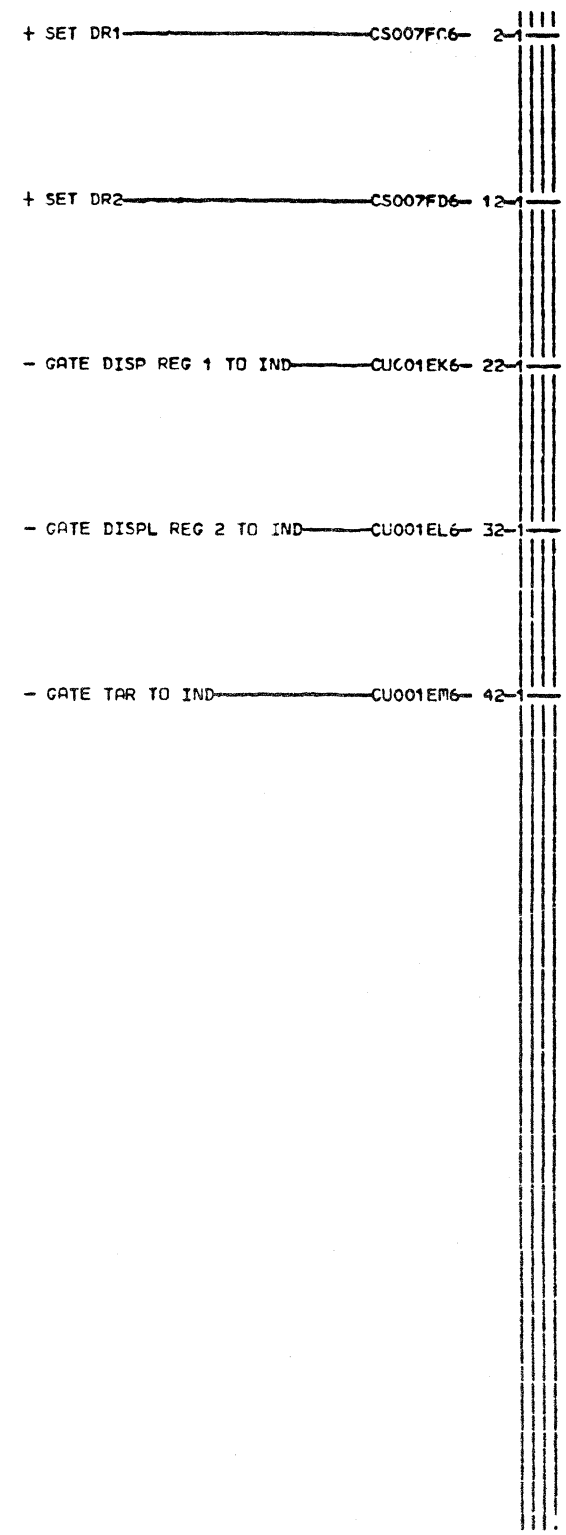
MEMORY CONTROL CABLE
E.C.-HISTORY E-MACH.3705
FRAME 01
DATE LAST EC IBM CORP.SCD DB101
10-14-80 344270 P.N. 1852861 000



LOC. TYPE


DE002
000

SERV WIRING	
E.C. HISTORY	E. FACH. 3705
DATE	FRAME 01
LAST EC	IBM CORP. SCD
10-14-80 344270	P.No. 1852862 000



-BLANK COLUMN-

-BLANK COLUMN-



000 DE003
 409 - FLOAT - AP011-DH2
 402 - FLOAT - AP011-DC2

LOC. TYPE

DE003
 000

SERV WIRING			
E.C. HISTORY	E. MACH. 3705	FRAME	01
DATE	LAST EC	IBA CORP. SCD	DE003
10-14-80	344270	P.N. 1852863	000

+ ALU AND CONTROL BYTE X — CA004BA2 — 2—

+ ALU OR CONTROL BYTE X — CA004EE6 — 12—

+ ALU ADD CONTROL BYTE X — CA004EH4 — 22—

2 D10
CN
SERV#
A-8452

12 D09
CK
SERV#
A-8452

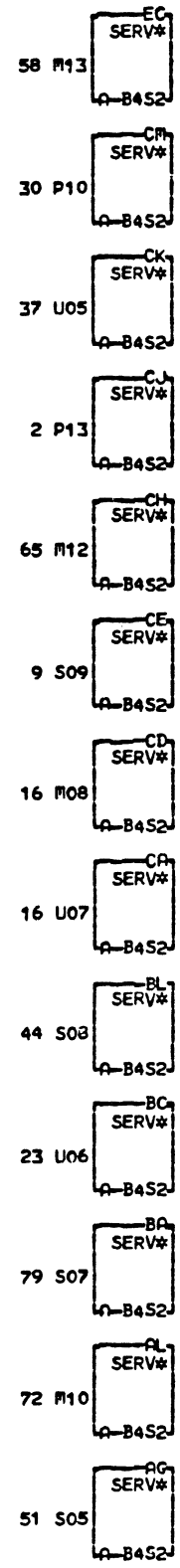
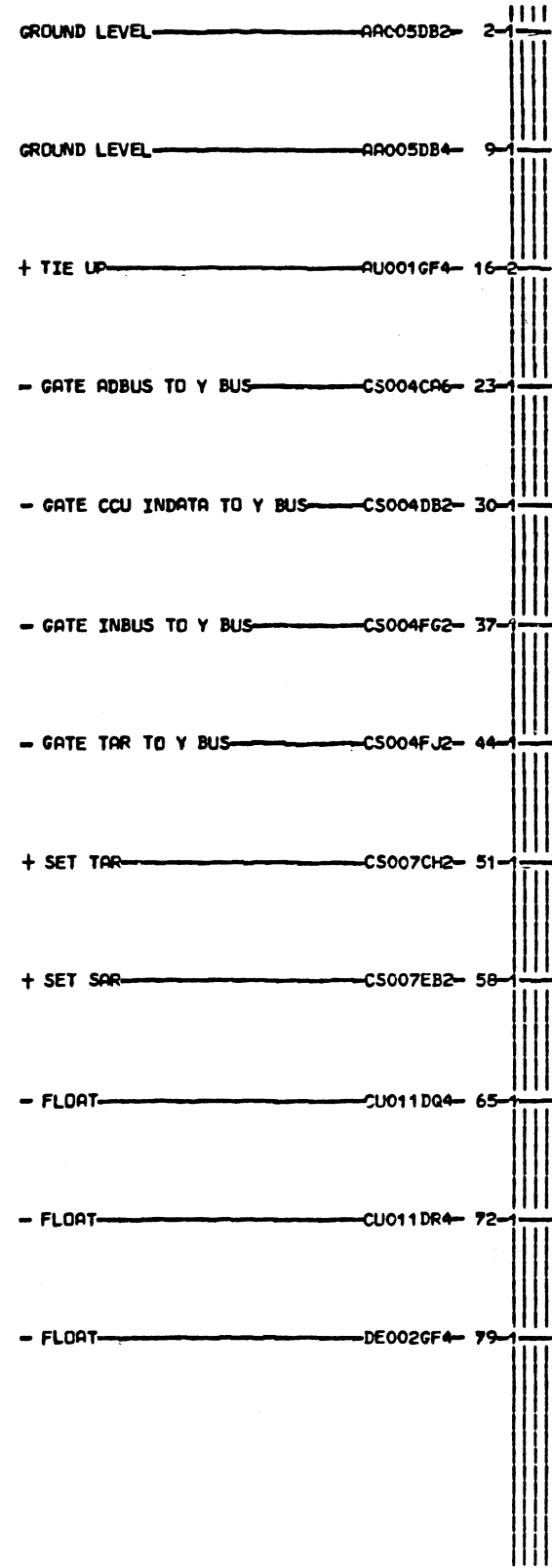
22 D07
CJ
SERV#
A-8452

000 DE008

LCC. TYPE

DE008
000


SERV WIRING	
E.C. HISTORY	E-MACH. 3705
DATE	LAST EC
10-14-80	344270
FRAME	01
IBN CORP. SCD	DE008
PN# 1852864	000



-BLANK COLUMN-

-BLANK COLUMN-

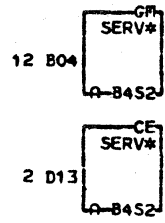
LDC. TYPE



SERV WIRING	
E.C. HISTORY 344270	E-MACH. 3705
DATE LAST EC 06-02-81 344828	FRAME 01 IBM CORP. SCD DE971 P.N. 1852865 000

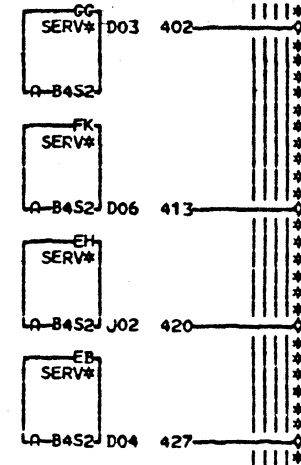
+ T2+T3 SET Z-REG BYTE X — CC006FG1 — 2 —

+ FORCE A REG PARITY ERROR — CK001GB2 — 12 —



—BLANK COLUMN—

—BLANK COLUMN—



000 DE974

427 ALWAYS MINUS — EB6
LDE976 LDF976 LDQ002

420 ALWAYS MINUS — EH6
LDE976 LDF976 LDQ002

413 ALWAYS MINUS 4V — DF974-FK6

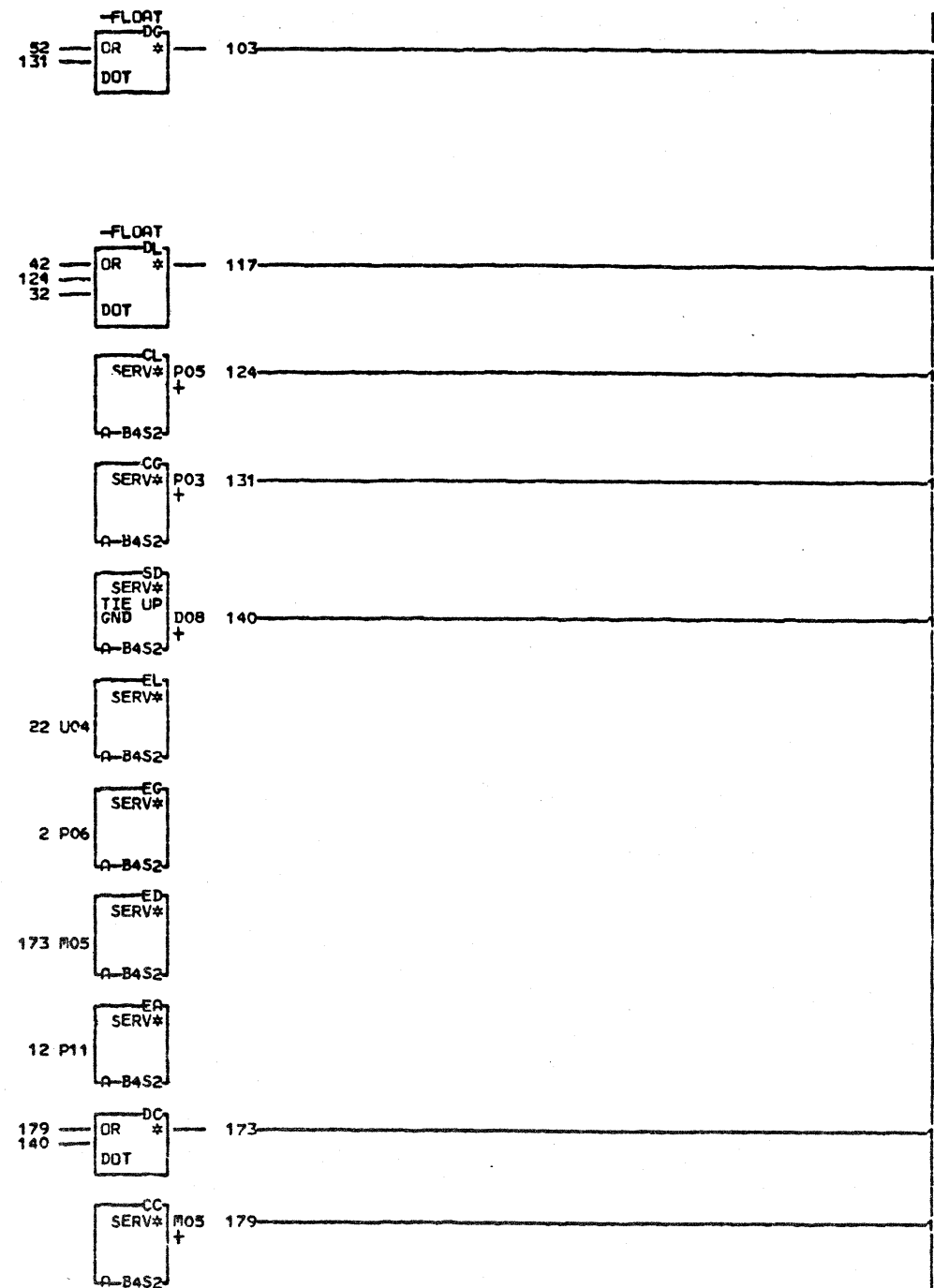
402 — FLOAT — DF974-GG2

LOC. TYPE

DE974
000

SERV WIRING	
E.C.—HISTORY—E	MACH.3705
	FRAME 01
DATE LAST EC	IBM CORP.SCD DE974
10-14-80 344270	P.N. 1852866 000

- COMPLEMENT A BUS - CA004DD2 - 2-
 - TO+T1 TIME SET A-B REGS - CC007HK4 - 12-
 - GATE SAR TO A BUS - CS004BK6 - 22-
 - FLOAT - DR994GP2 - 32-
 - FLOAT - DR994GQ2 - 42-
 - FLOAT - DR994GR2 - 52-

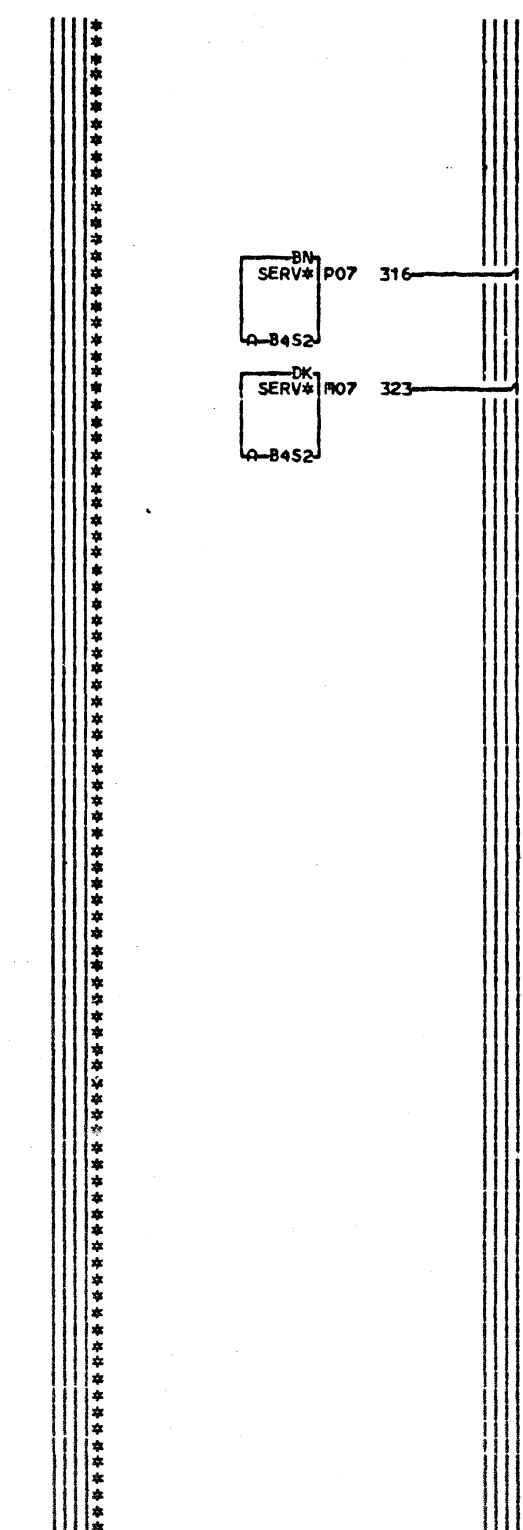
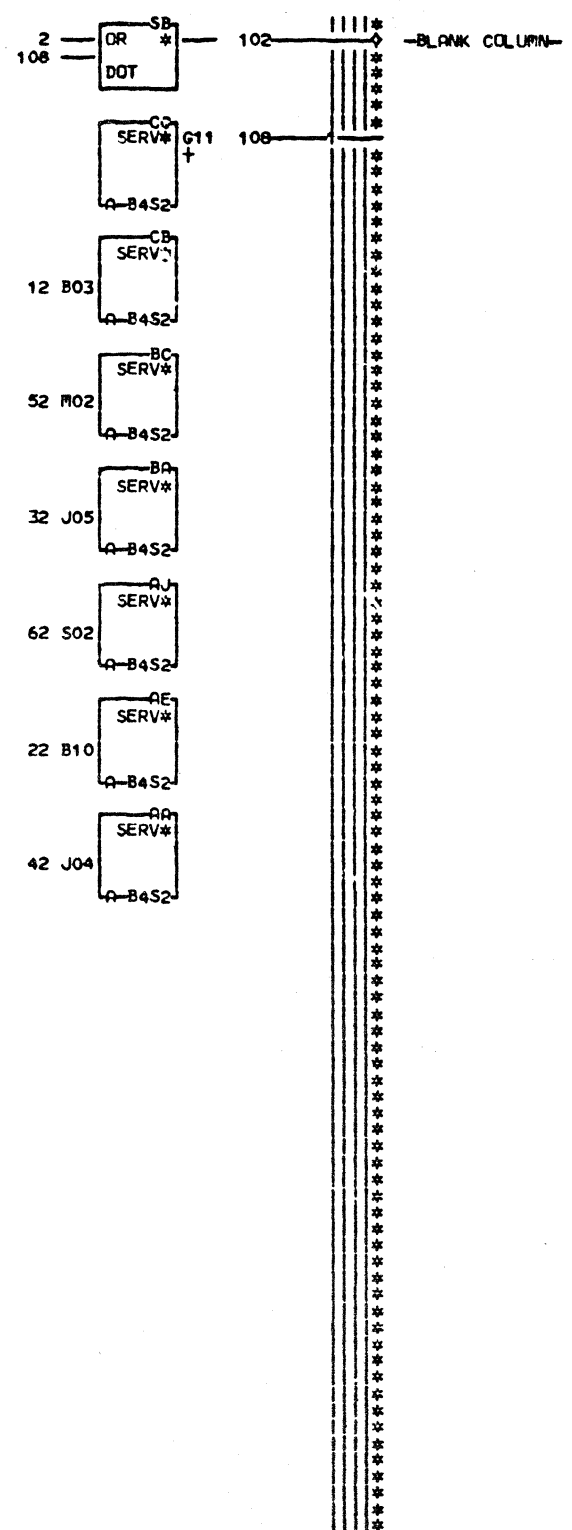
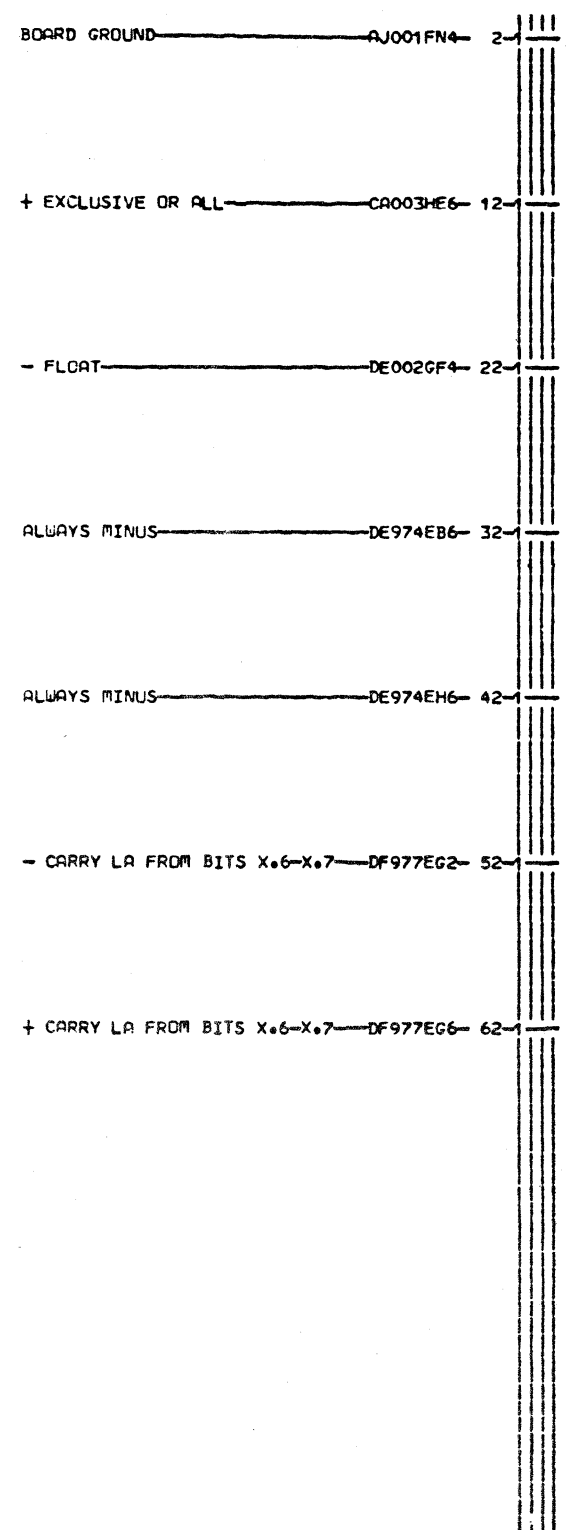


000 DE975
 103 - FLOAT - CG001-DG4
 117 - FLOAT - CG001-DL4

LDC. TYPE

DE975
000

SERV WIRING	
E.C. HISTORY	E. PACH. 3705
DATE	FRAME 01
LAST EC	IBA CORP. SCD DE975
10-14-80 344270	P. No. 1852867 000



000 DE976

416 FOLLOWS CK003SR4 — CK003-S06

102 BOARD GROUND — DF976-SB4

LOC. TYPE
A-B4C2 AB93

DE976
000

SERV WIRING	
E.C. HISTORY	E. MACH. 3705
DATE LAST EC	FRAME 01
10-14-80 344270	IBA CORP. SCD DE976
	P.N. 1852868 000

+ TIE UP ———— AJ001GF4 ———— 2-1

2 G13
A-B4S2
DC
SERV#

—BLANK COLUMN—

—BLANK COLUMN—

A-B4S2 J12 406
GK
SERV#

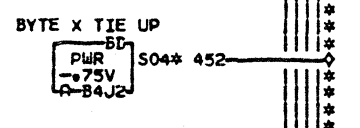

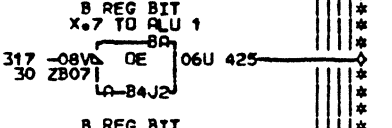
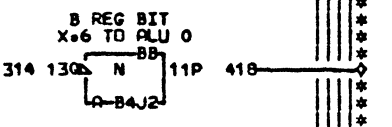
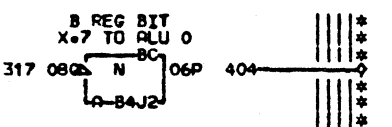
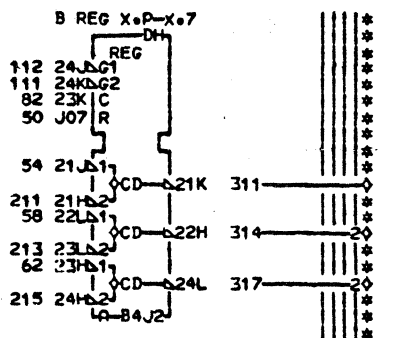
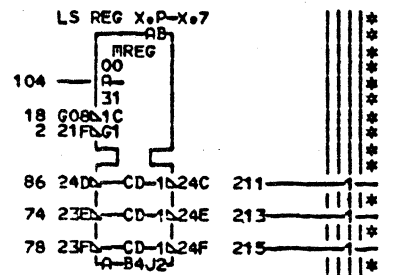
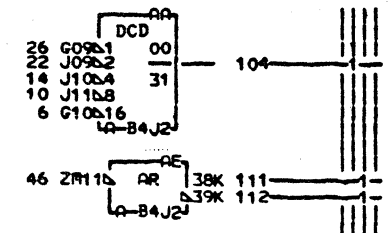
000 DE977
406 ALWAYS PLUS ———— CG001-GK6

DE977
000

LOC. TYPE

SERV WIRING			
—E.C.—HISTORY—		E-MACH#3705	
		FRAME	01
DATE		IBR CORP.SCD	DE977
10-14-80	LAST EC 344270	Part No. 1852869	000

- FLOAT — AU001GH2 — 2
- SELECT LS REG GROUP 1+2 — CC006AU4 — 6
- SELECT LS REG GROUP 1+3 — CC006AV4 — 10
- SELECT LS REG BIT 0+1+2+3 — CC006AW4 — 14
- WRITE LS — CC006BJ4 — 18
- SELECT LS REG 0+1+4+5 — CC006BK4 — 22
- SELECT LS REG BIT 0+2+4+6 — CC006BL4 — 26
- + FORCE ERROR IN BIT 7 — CK002DA2 — 30
- + FORCE ERROR IN BIT 6 — CK002DB2 — 34
- GATE INPUT 74 — CQ004FJ6 — 38
- + SET LAR — CS001DM2 — 42
- GATE Y BUS TO B REG — CS004ED2 — 46
- FLOAT — DF002001 — 50
- Y BUS BIT X₀P — DF971DB4 — 54
- Y BUS BIT X₆ — DF971DF4 — 58
- Y BUS BIT X₇ — DF971DK4 — 62
- SAR BIT X₆ — DF971EG6 — 66
- SAR BIT X₇ — DF971EL6 — 70
- Z REG BIT X₆ — DF974DB2 — 74
- Z REG BIT X₇ — DF974DB7 — 78
- + SET A REG AND B REG — DF975EA2 — 82
- Z BUS BIT X₀P — DF976BA2 — 86



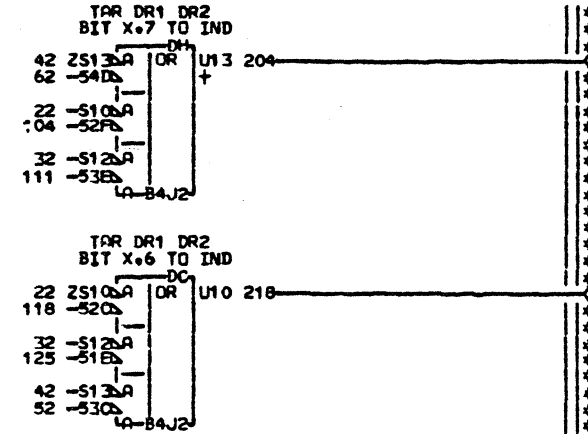
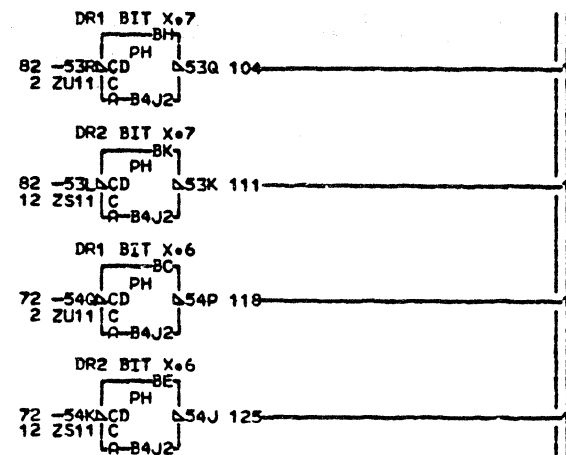
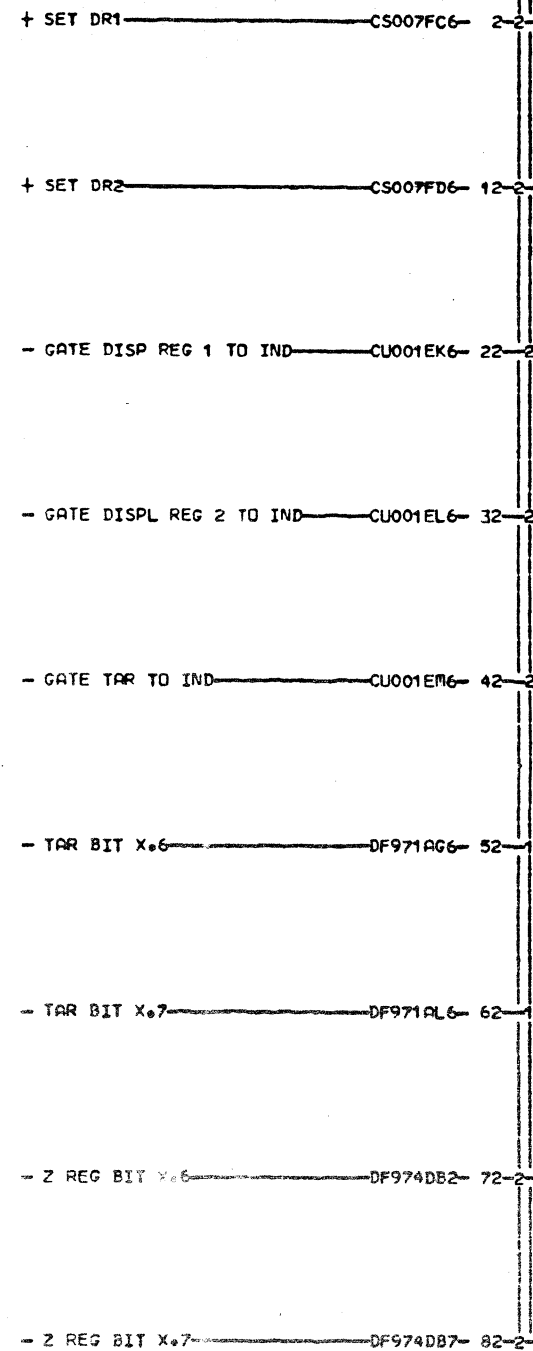
- 000 DF002
- 311 - B REG BIT X₀P — DH2
- 314 - B REG BIT X₆ — DHS
- 317 - B REG BIT X₇ — DF977-DHS
- 246 + LAR TO INDATA BIT X₆ — CU011-EB2
- 239 + LAR TO INDATA BIT X₇ — CU011-ED2
- 432 + B REG BIT X₆ TO ALU 1 — DF008-EK2
- 425 + B REG BIT X₇ TO ALU 1 — DF009-EH2
- 418 + B REG BIT X₆ TO ALU 0 — F008-FK2
- 404 + B REG BIT X₇ TO ALU 0 — FM2
- 452 + BYTE X TIE UP — GF4

EDGE CONN.
452 A-B4C6C02
01A-B3C1C11

LOC. TYPE
A-B4J2 6801

DF002
000

B REG LAR AND LOCAL STORE BITS X ₀ P X ₆ X ₇	
E.C. HISTORY	E. RACH. 3705
DATE LAST EC	FRAME 01
10-14-80 344270	IBM CORP. SCD DF002
	P. No. 1852870 000



000 DF003

218 + TAR DR1 DR2 BIT X.6 TO IND — DC2
LAP011

204 + TAR DR1 DR2 BIT X.7 TO IND — DH2
LAP011

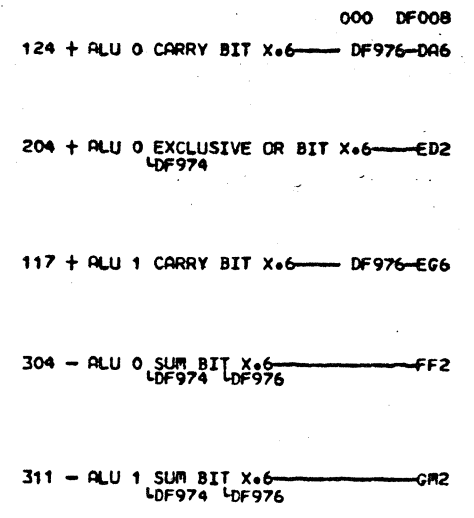



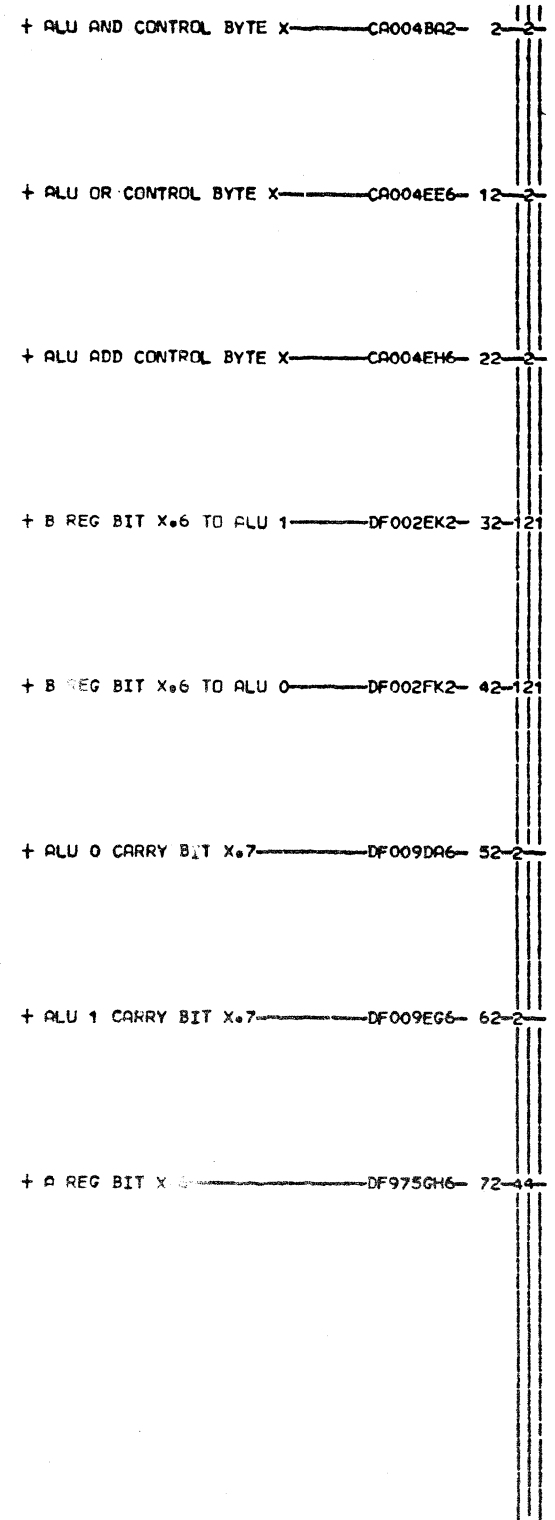
LDC. TYPE
A-B4J2 6801

DF003
000

CCU DISPLAY REGISTERS 1 AND 2
BITS X.6 AND X.7
E-C-HISTORY — E-RACH-3705

FRAME 01

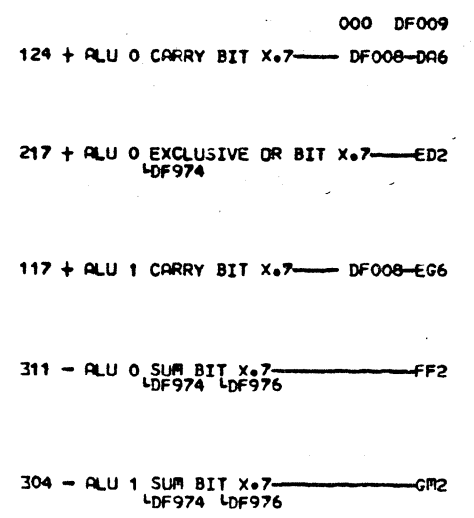



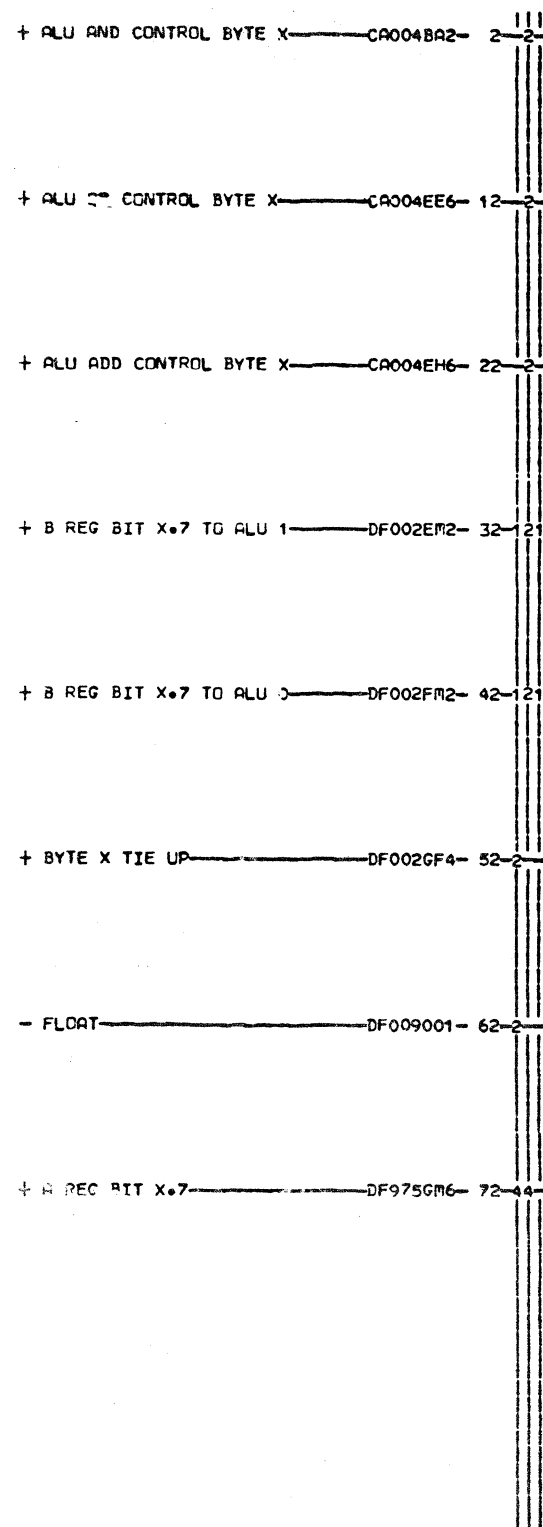
DATE LAST EC 10-14-80 344270
P.N. 1852871 000



LOC. TYPE
A-B4J2 6801

DF008
000

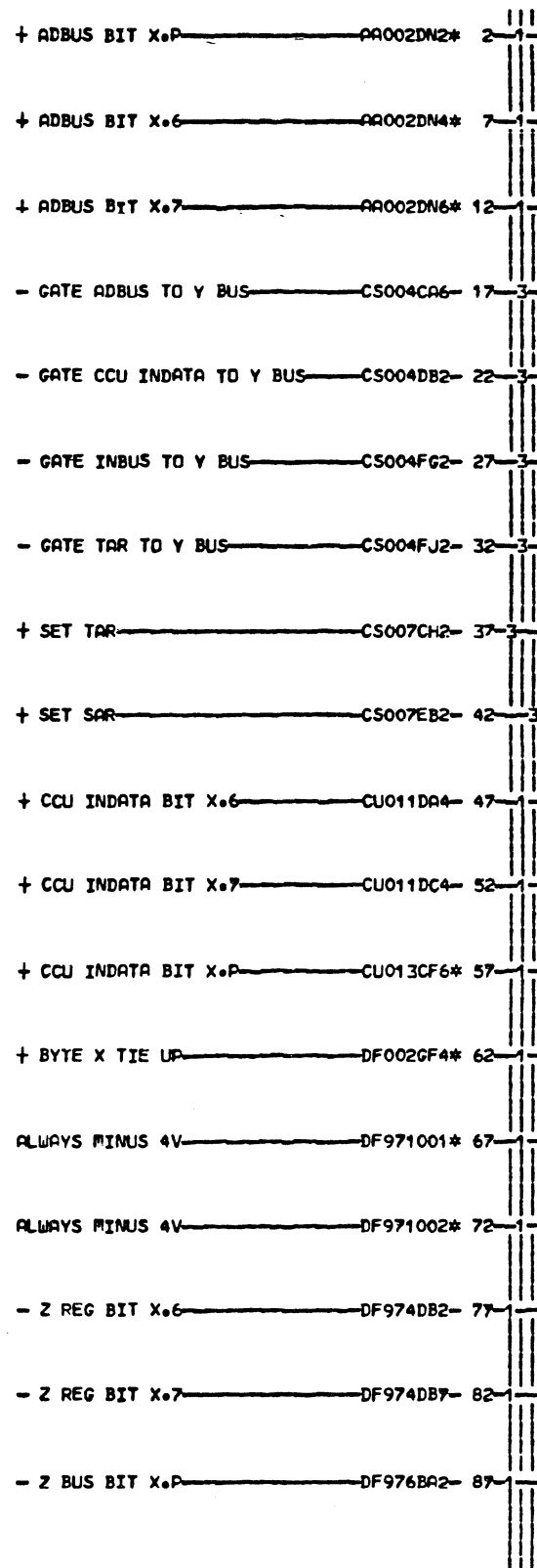
ALU 0 AND ALU 1 BIT X ₆	
E.C. HISTORY	E. MACH. 3705
DATE	LAST EC
10-14-60	344270
FRAME	01
IBM CORP. SCD	DF008
P. No. 1852872	000



LCC. TYPE
A-B4J2 6801

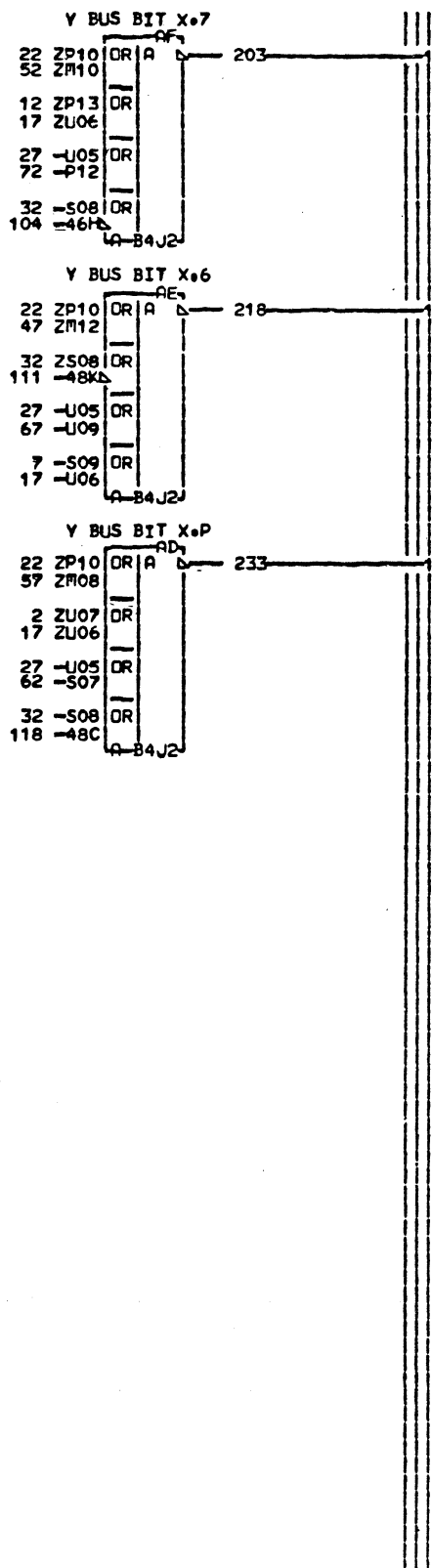

DF009
000

ALU 0 AND ALU 1 BIT X.7	
-E.C.-HISTORY-	E-MACH-3705
DATE LAST EC	FRAME 01
10-14-80 344270	IBM CORP.SCD DF009
	P.N. 1852873 000

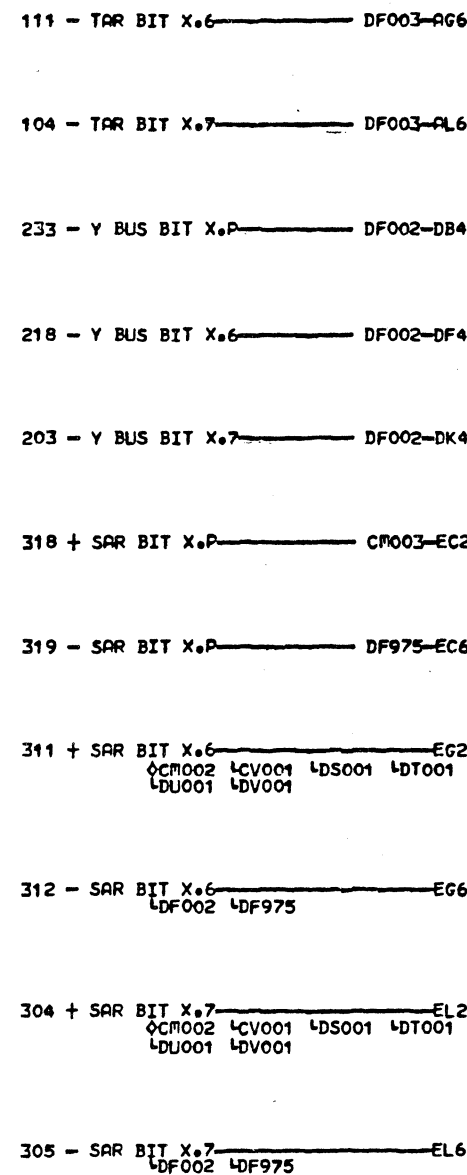



EDGE CONN.
 2 RESISTOR A-B4J2S07
 A-B4J2U07 67 RESISTOR
 7 RESISTOR A-B4J2U09
 A-B4J2S09 72 RESISTOR
 12 RESISTOR A-B4J2P13
 A-B4J2P13 57 RESISTOR
 A-B4J2M08
 62 RESISTOR

DF971
000

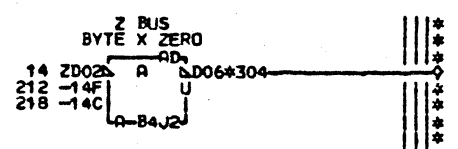
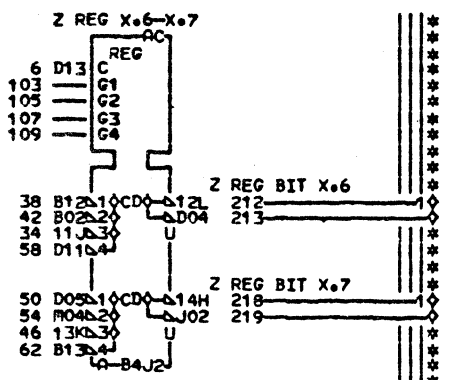
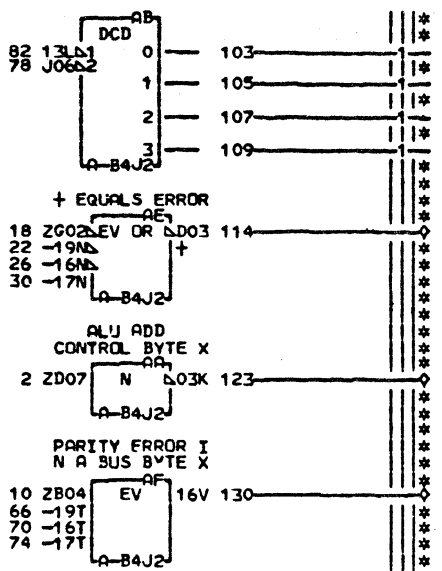


LOC. TYPE
A-B4J2 6801



SAR TAR AND Y BUS ASSEMBLER
 BITS X.0P-X.7
 -E.C.-HISTORY- E-MACH.3705
 344270
 DATE LAST EC 06-02-81 344828
 FRAME 01
 IBM CORP.SCD DF971
 P.N. 1852874 000

+ ALU ADD CONTROL BYTE X — CA004EH6 — 2-11
 + T2+T3 SET Z-REG BYTE X — CC006FG1* — 6-1
 + FORCE A REG PAR ERR GATED — CG001SC2 — 10-1
 ALWAYS MINUS 4V — DE974FK6* — 14-1
 - FLOAT — DE974GG2 — 18-1
 - B REG BIT X.P — DF002DH2 — 22-1
 - B REG BIT X.6 — DF002DH5 — 26-1
 + B REG BIT X.7 TO ALU 0 — DF002FM2 — 30-1
 + ALU 0 EXCLUSIVE OR BIT X.6 — DF008ED2 — 34-1
 - ALU 0 SUM BIT X.6 — DF008FF2 — 38-1
 - ALU 1 SUM BIT X.6 — DF008GM2 — 42-1
 + ALU 0 EXCLUSIVE OR BIT X.7 — DF009ED2 — 46-1
 - ALU 0 SUM BIT X.7 — DF009FF2 — 50-1
 - ALU 1 SUM BIT X.7 — DF009GM2 — 54-1
 - FLOAT — DF974014 — 58-1
 - FLOAT — DF974015 — 62-1
 + A REG BIT X.P — DF975GD6 — 66-1
 + A REG BIT X.6 — DF975GH6 — 70-1
 + A REG BIT X.7 — DF975GM6 — 74-1
 - Z BUS BITS X.6-X.7 SELECT 2 — DF976CB2 — 78-1
 - Z BUS BITS X.6-X.7 SELECT 1 — DF976CC2 — 82-1



000 DF974

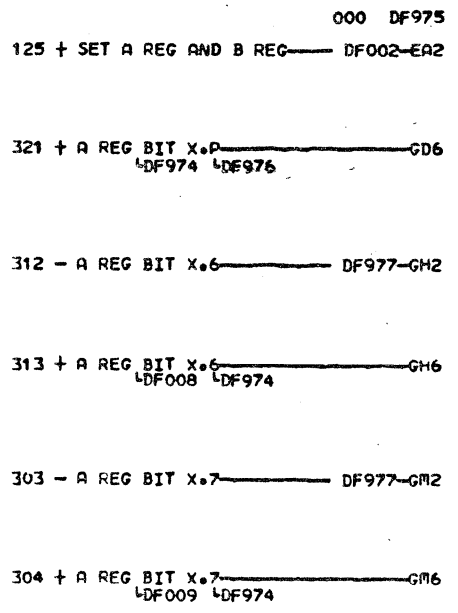



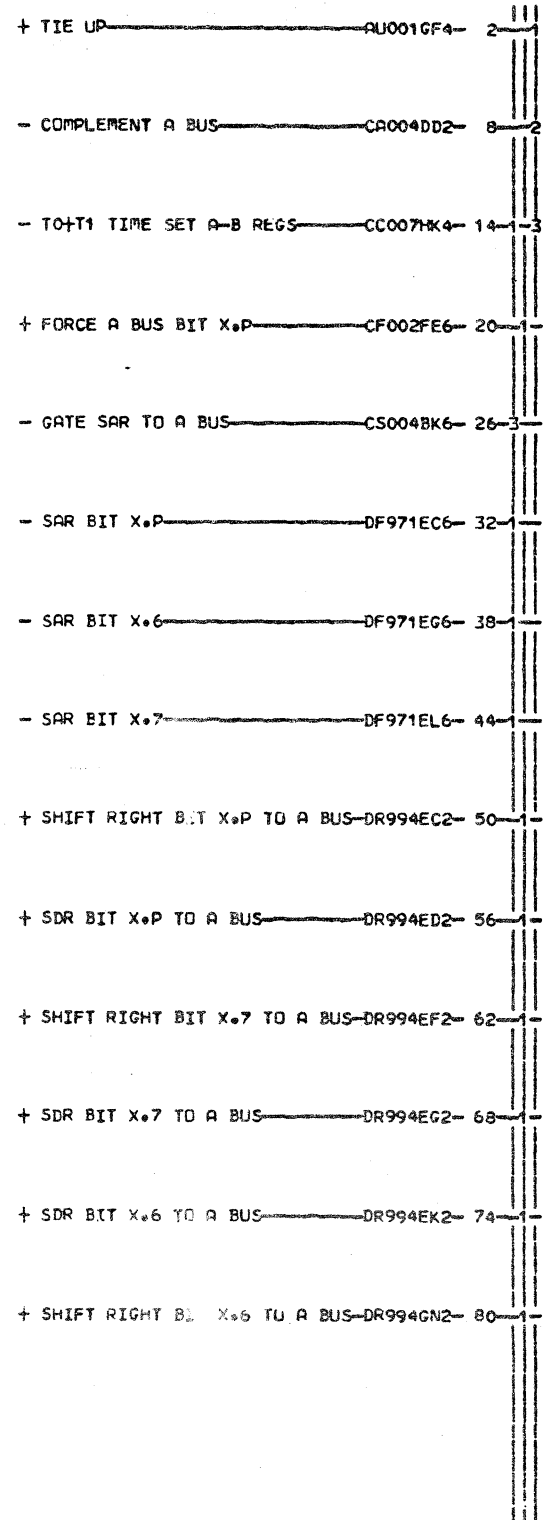
123 - ALU ADD CONTROL BYTE X — DF976-AC2
 212 - Z REG BIT X.6 — DB2
 LDF002 LDF003 LDF971
 218 - Z REG BIT X.7 — DB7
 LDF002 LDF003 LDF971
 213 - Z BUS BIT X.6 — EB6
 LDF976 LDR991
 219 - Z BUS BIT X.7 — EH6
 LDF976 LDR992
 304 - Z BUS BYTE X ZERO — CZ001-FK6
 114 + B REG BYTE X EVEN PARITY — GG2
 LCK003
 130 + PARITY ERROR IN A BUS BYTE X — GM2
 LDF976

EDGE CONN.
 6 RESISTOR
 A-B4J2D13
 14 RESISTOR
 A-B4J2D02
 304 RESISTOR
 A-B3G2B09
 01A-B4L6D02
 01A-B3L1D11

LOC. TYPE
 A-B3G2 Y702
 A-B4J2 6801

DF974
000

ALU 0 ALU 1 AND Z REG BITS X.P-X.6		E-MACH.3705	
E-C-HISTORY		FRAME	01
DATE	LAST EC	IBM CORP.SCD	DF974
10-14-80	344270	P.No. 1852875	000

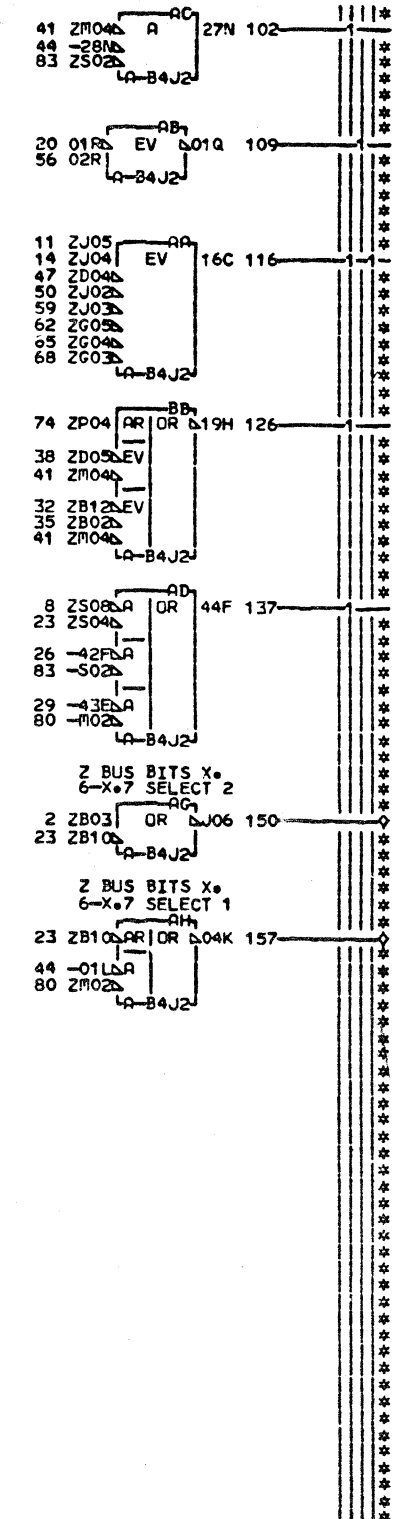


LDC. TYPE
A-B4J2 6801

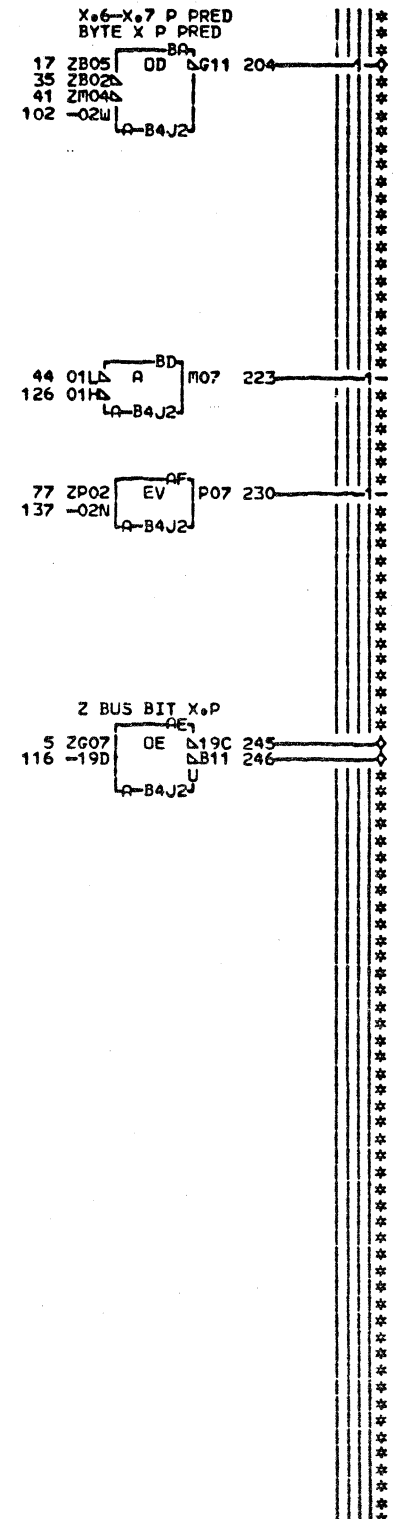
DF975
000

A BUS ASSEMBLER		EACH 3705	
BITS X.P-X.7		FRAME 01	
E.C. HISTORY		IBM CORP. SCD DF975	
DATE	LAST EC	P.No	1852876 000
10-14-80	344270		



+ EXCLUSIVE OR ALL	CA003HE6	2-1-2
+ FORCE Z BUS PARITY ERROR	CK001GF2	5-1
- GATE TAR TO Y BUS	CS004FJ2	8-1
ALWAYS MINUS	DE974EB6	11-1
ALWAYS MINUS	DE974EH6	14-1
BOARD GROUND	DE976SB4	17-1
- B REG BIT X.P	DF002DH2	20-1
+ BYTE X TIE UP	DF002GF4	23-3-2
+ ALU 0 CARRY BIT X.6	DF008DA6	26-1
+ ALU 1 CARRY BIT X.6	DF008EG6	29-1
- ALU 0 SUM BIT X.6	DF008FF2	32-1
- ALU 1 SUM BIT X.6	DF008GM2	35-1-1
- ALU 0 SUM BIT X.7	DF009FF2	38-1
- ALU 1 SUM BIT X.7	DF009GM2	41-3-1
- ALU ADD CONTROL BYTE X	DF974AC2	44-2-1
- Z BUS BIT X.6	DF974EB6	47-1
- Z BUS BIT X.7	DF974EH6	50-1
+ PARITY ERROR IN A BUS BYTE X	DF974GM2	53-1
+ A REG BIT X.P	DF975GD6	56-1
- FLOAT	DF976017	59-1
- FLOAT	DF976018	62-1
- FLOAT	DF976019	65-1
- FLOAT	DF976020	68-1
- FLOAT	DF976021	71-1
- FLOAT	DF976022*	74-1
+ CARRY LA FROM BITS X.6-X.7	DF977EG6	77-1
- CARRY LA FROM BITS 0.0-0.4	DG977EG2	80-2
+ CARRY LA FROM BITS 0.0-0.4	DG977EG6	83-2



EDGE CONN.
74 RESISTOR
A-B4J2P04



LOC. TYPE
A-B4J2 6801





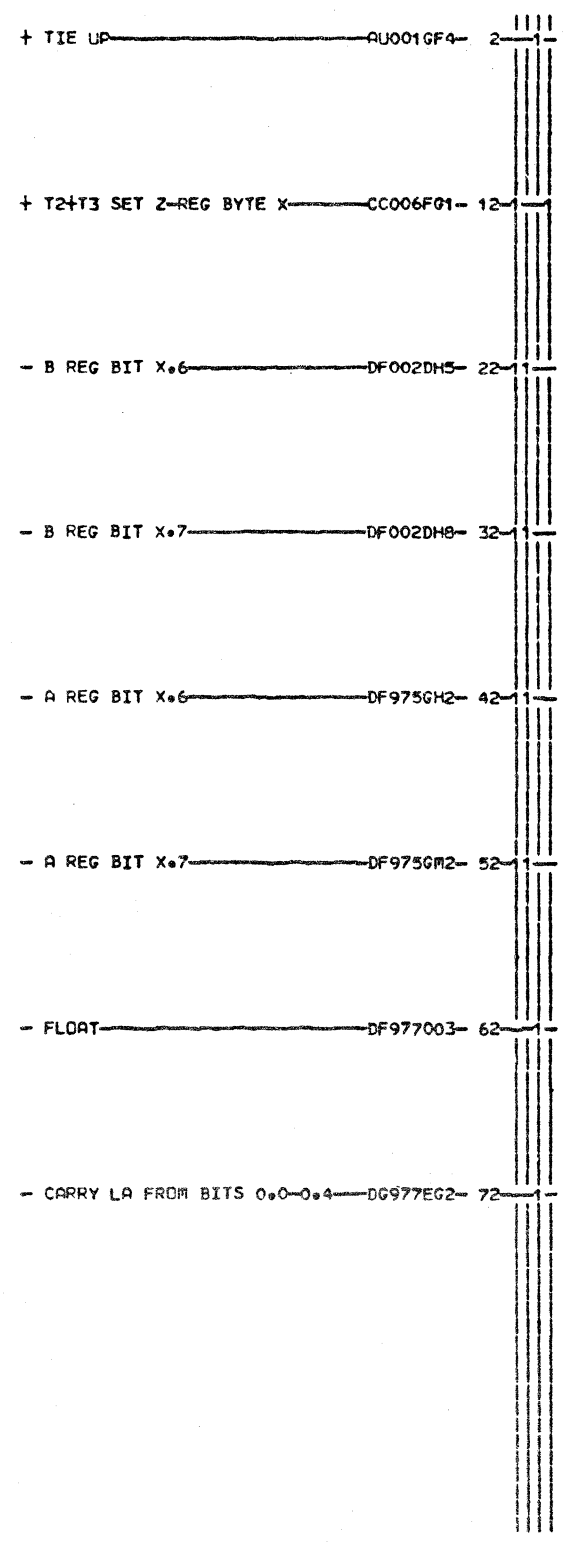


000 DF976

245 - Z BUS BIT X.P	BA2
LDF002 LDF971	
150 - Z BUS BITS X.6-X.7 SELECT 2	CB2
LDF974	
157 - Z BUS BITS X.6-X.7 SELECT 1	CC2
LDF974	
204 - ALU 1 BIT X.P UNUSED	CG2
246 - Z BUS BIT X.P	DR992-EA6
403 + ALU+REG+ZBUS BYTE X ERROR	EJ6
LCK003	

DF976
000

ALU CHECK			
BITS X.P-Y,7			
E-C-HISTORY			
E-MACH-3705			
FRAME		01	
DATE LAST EC		IBM CORP. SCD	
10-14-80 344270		DF976	
P.N. 1852877		000	

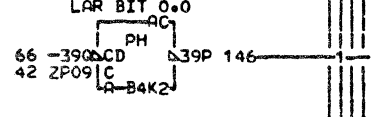
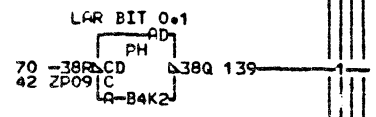
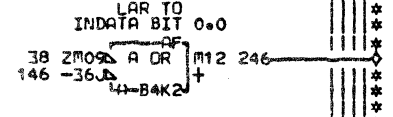
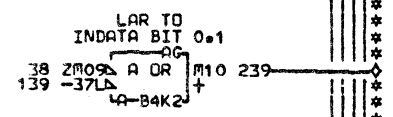
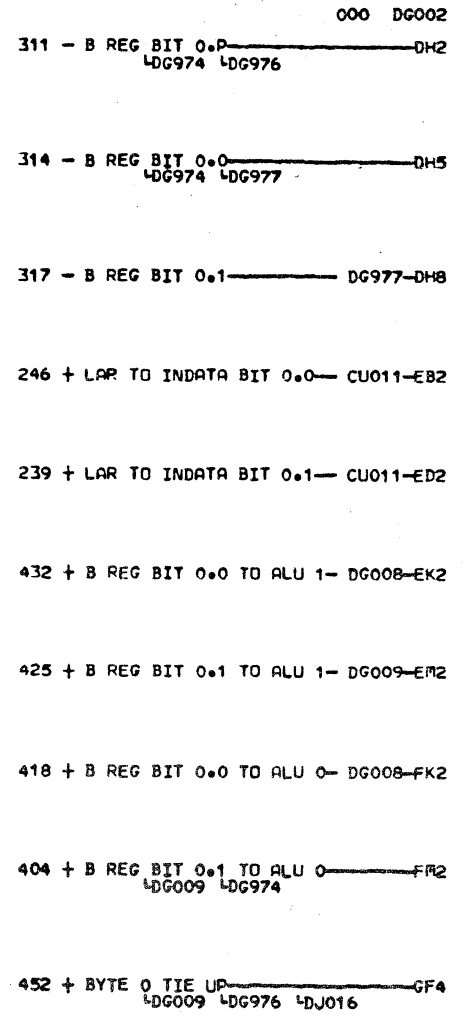
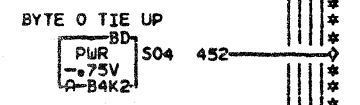
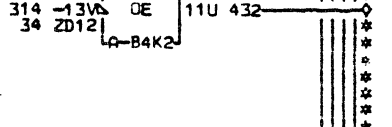
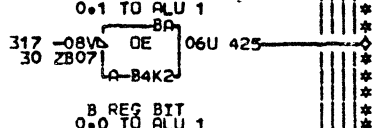
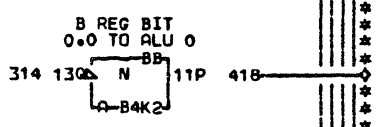
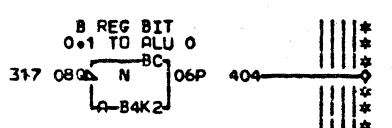
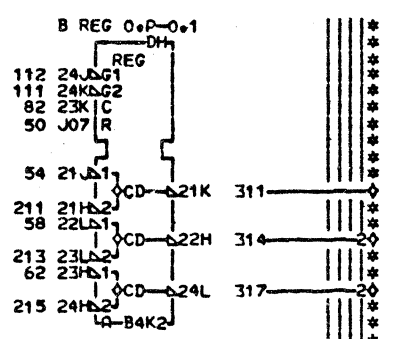
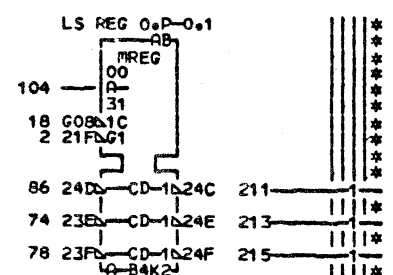
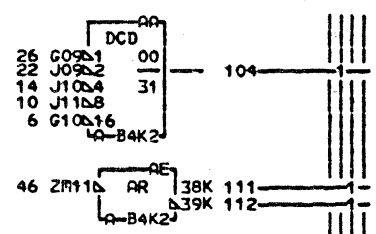
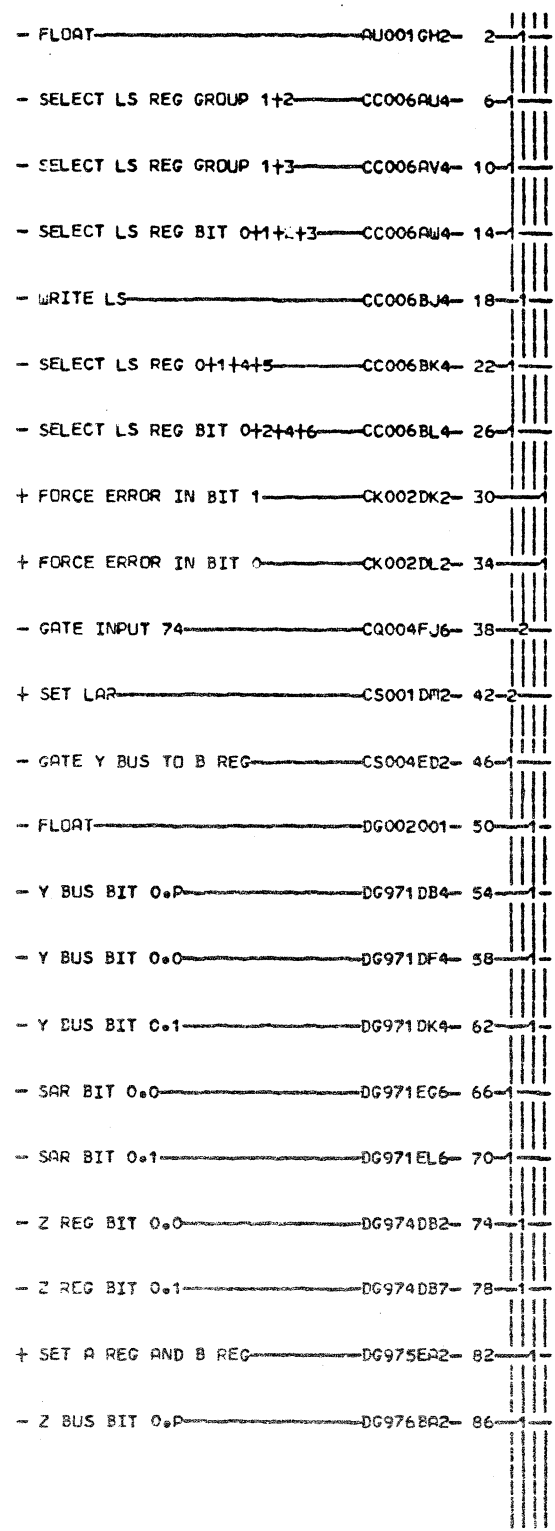


000 DF977
 304 - CARRY LA FROM BITS X.6-X.7 — EG2 LDE976
 305 + CARRY LA FROM BITS X.6-X.7 — EG6 LDE976 DF976
 406 + X.6 CARRY HOLDOVER — CG001-GK6

LOC. TYPE
 A-B4J2 6801

DF977
 000


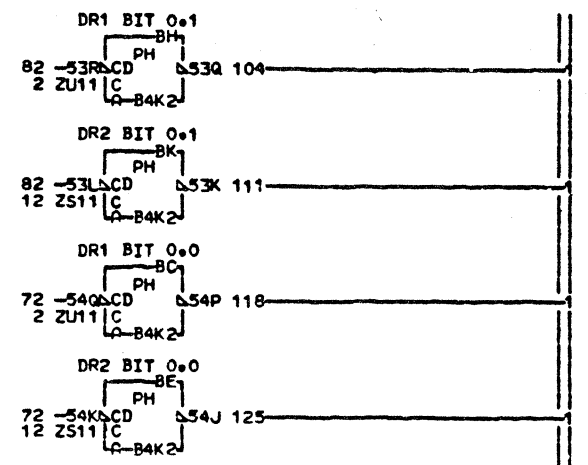
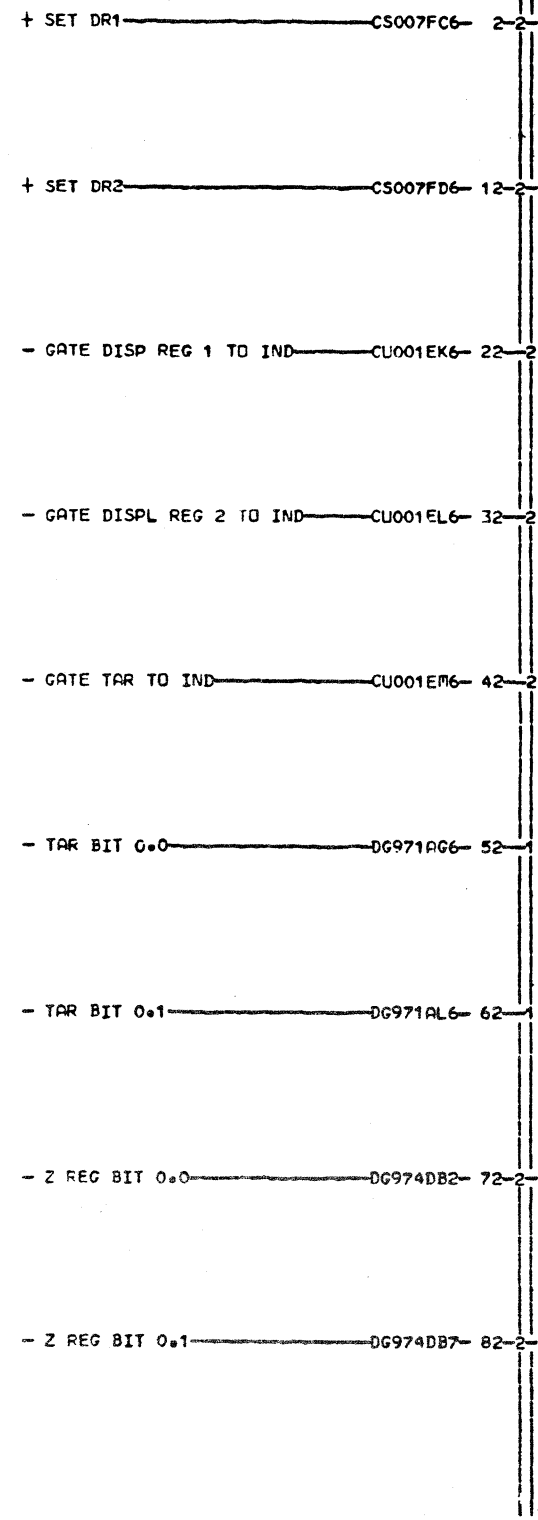
5-BIT CARRY LOOKAHEAD		BITS X.6-X.6	
E.C. HISTORY		E. PACH. 3705	
DATE	LAST EC	FRAME	01
10-14-80	344270	IBM CORP. SCD	DF977
		P.N. 1852878	000



LOC. TYPE
A-B4K2 6801

DG002
000

B REG LAR AND LOCAL STORE BITS 0+P 0+0 0+1	
-E.C.-HISTORY-	E-MACH-3705
FRAME	01
DATE LAST EC	IBM CORP.SCD DG002
10-14-80 344270	P.No 1852879 000

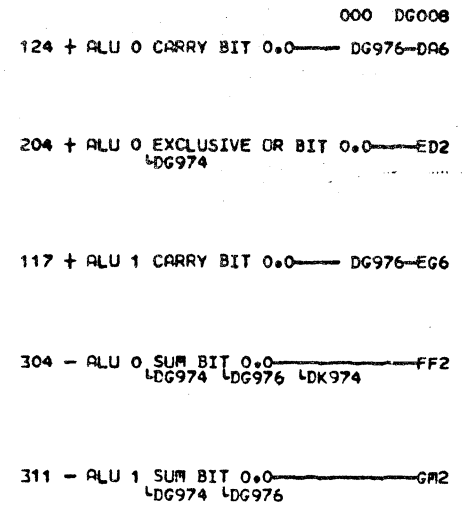



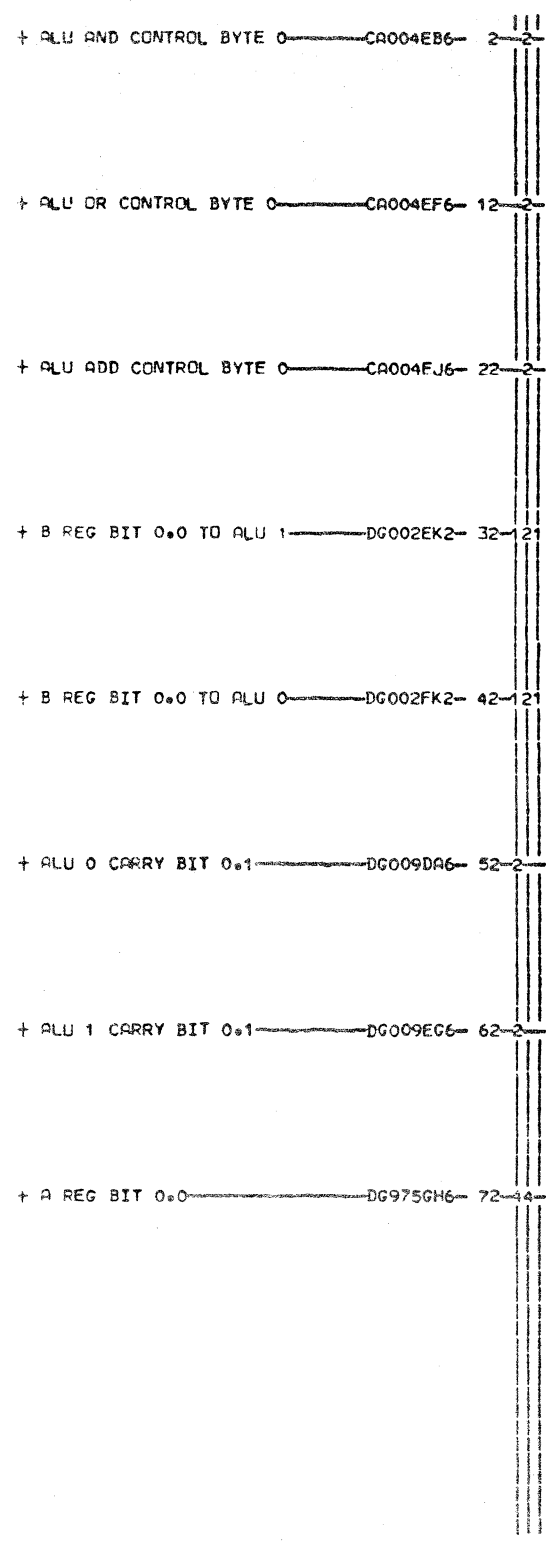


000 DG003
 218 + TAR DR1 DR2 BIT 0.0 TO IND - DC2
 LAP012
 204 + TAR DR1 DR2 BIT 0.1 TO IND - DH2
 LAP012

LOC. TYPE
 A-B4K2 6801

DG003
 000

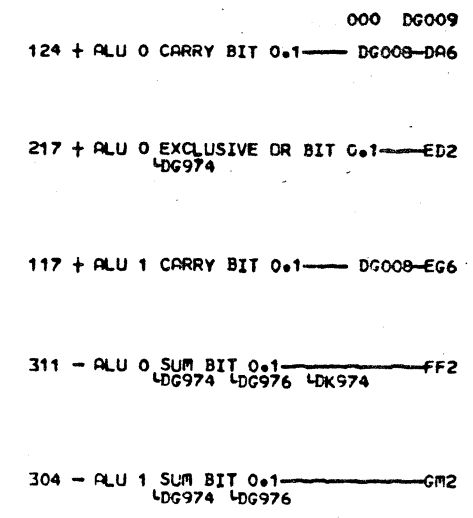



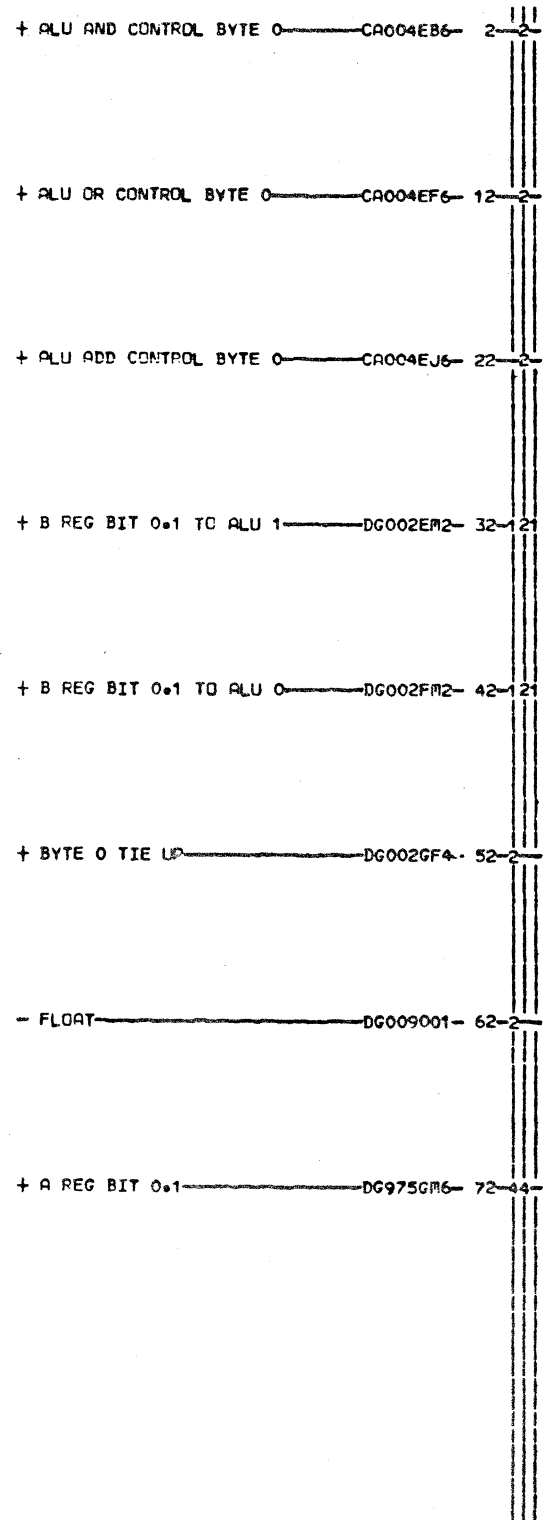
CCU DISPLAY REGISTERS 1 AND 2	
BITS 0.0 AND 0.1	
E.C.-HISTORY	E.MACH.3705
FRAME	01
IBR CORP.SCD	DG003
DATE LAST EC	P.No 1852880 000
10-14-80 344270	



LDC. TYPE
A-B4K2 6801

DG008
000

ALU 0 AND ALU 1 BIT 0.0	
E.C. HISTORY	E. MACH. 3705
FRAME	01
DATE LAST EC	IBR CORP. SCD DG008
10-14-60 344270	P. No. 1852881 000


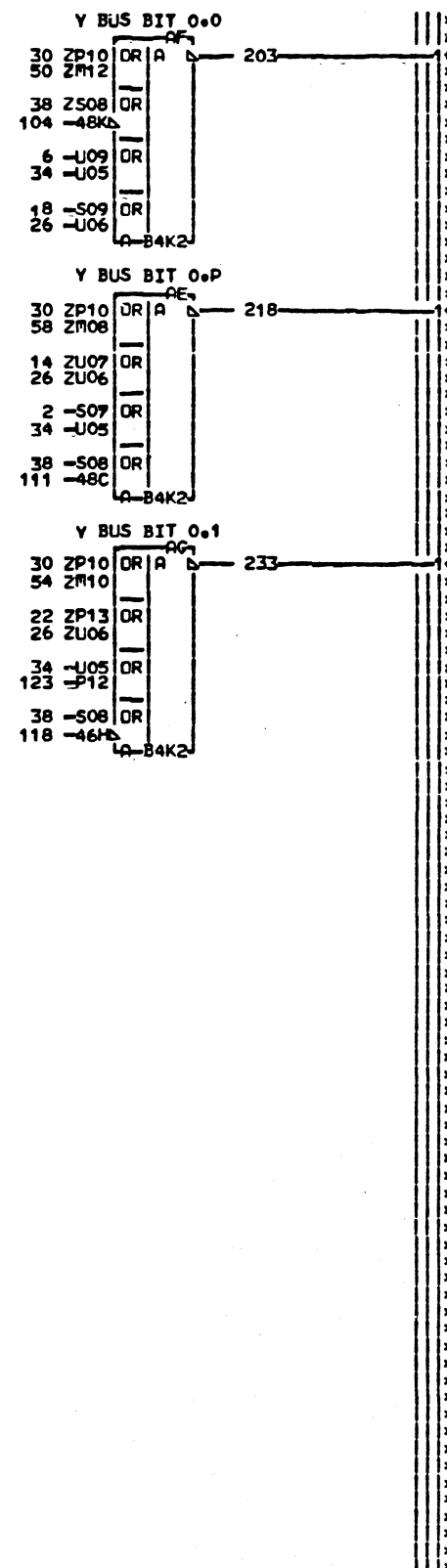



LOC. TYPE
A-B4K2 6801

DG009
000

ALU 0 AND ALU 1 BIT 0.1	
-E.C.-HISTORY-	E-MACH.3705
DATE	LAST EC
10-14-80	344270
FRAME	01
IBM CORP.SCD	DG009
P.No.	1852882
000	

+ INBUS BYTE 0 BIT P — AA001DB1* 2
 + INBUS BYTE 0 BIT 0 — AA001DB3* 6
 + INBUS BYTE 0 BIT 1 — AA001DB5 10
 + ADBUS BIT 0,P — AA003DB1* 14
 + ADBUS BIT 0,0 — AA003DB3* 18
 + ADBUS BIT 0,1 — AA003DB5* 22
 - GATE ADBUS TO Y BUS — CS004CA6 26
 - GATE CCU INDATA TO Y BUS — CS004DB2 30
 - GATE INBUS TO Y BUS — CS004FG2 34
 - GATE TAR TO Y BUS — CS004FJ2 38
 + SET TAR — CS007CH2 42
 + SET SAR — CS007EB2 46
 + CCU INDATA BIT 0,0 — CU011DD4 50
 + CCU INDATA BIT 0,1 — CU011DE4 54
 + CCU INDATA BIT 0,P — CU013EF6* 58
 + 2ND T,P, TO INBUS BIT 0,1 — CX003FM2 62
 - Z REG BIT 0,0 — DG974DB2 66
 - Z REG BIT 0,1 — DG974DB7 70
 - Z BUS BIT 0,P — DG976BA2 74



000 DG971

104 - TAR BIT 0,0 — DG003-AG6
 118 - TAR BIT 0,1 — DG003-AL6
 218 - Y BUS BIT 0,P — DG002-DB4
 203 - Y BUS BIT 0,0 — DG002-DF4
 233 - Y BUS BIT 0,1 — DG002-DK4
 311 + SAR BIT 0,P — CV001-EC2
 312 - SAR BIT 0,P — DG975-EC6
 304 + SAR BIT 0,0 — EG2
 ◊CM002 ◊CV001 ◊DS001 ◊DT001
 ◊DU001 ◊DV001
 305 - SAR BIT 0,0 — EG6
 ◊DG002 ◊DG975
 325 + SAR BIT 0,1 — EL2
 ◊CM002 ◊CV001 ◊DS001 ◊DT001
 ◊DU001 ◊DV001
 326 - SAR BIT 0,1 — EL6
 ◊DG002 ◊DG975



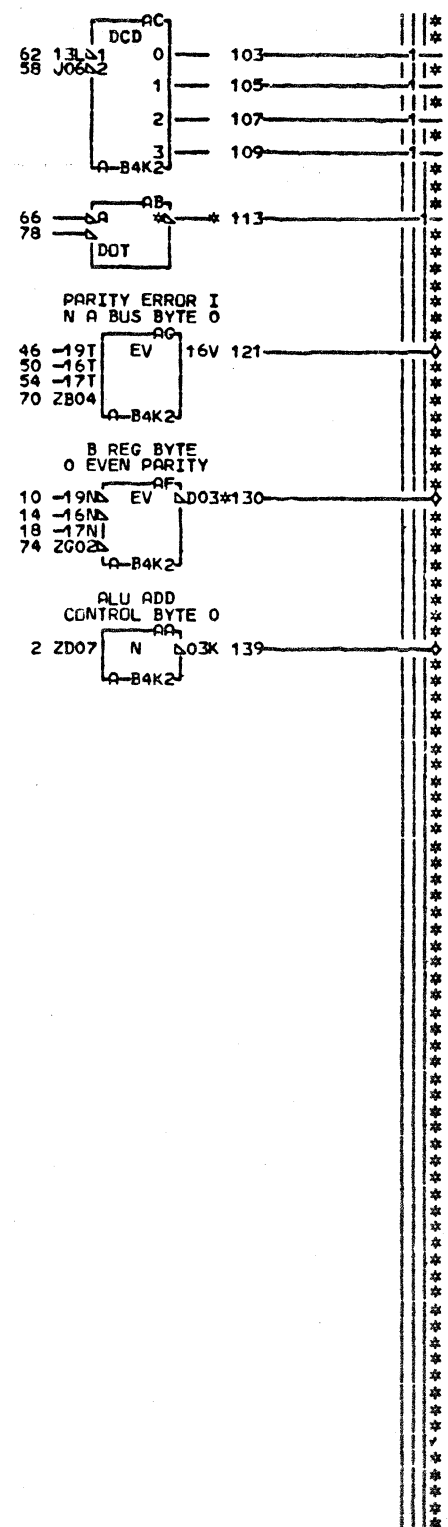
EDGE CONN.
 2 RESISTOR A-B4K2P13
 A-B4K2S07 58 RESISTOR A-B4K2M08
 6 RESISTOR 123 RESISTOR A-B4K2P12
 A-B4K2U09 A-B4K2P12
 14 RESISTOR 01A-B4V4B05
 A-B4K2U07 01A-B3Q6D04
 18 RESISTOR 01A-B4Q1D13
 A-B4K2S09
 22 RESISTOR

LOC. TYPE
 A-B4K2 6801

DG971
 000

SAR TAR AND Y BUS ASSEMBLER	
BITS 0,P-0,1	
E.C. HISTORY	E. MACH. 3705
344270	
DATE LAST EC	FRAME 01
06-02-81 344828	IBM CORP. SCD DG971
	P.N. 1852883 000

+ ALU ADD CONTROL BYTE 0 — CA004EJ6 — 2-1
 + T2+T3 SET Z-REG BYTE 0 — CC006FG2* — 6-1
 - B REG BIT 0.0 — DG002DH2 — 10-1
 - B REG BIT 0.1 — DG002DH5 — 14-1
 + B REG BIT 0.1 TO ALU 0 — DG002FM2 — 18-1
 + ALU 0 EXCLUSIVE OR BIT 0.0 — DG008ED2 — 22-1
 - ALU 0 SUM BIT 0.0 — DG008FF2 — 26-1
 - ALU 1 SUM BIT 0.0 — DG008GM2 — 30-1
 + ALU 0 EXCLUSIVE OR BIT 0.1 — DG009ED2 — 34-1
 - ALU 0 SUM BIT 0.1 — DG009FF2 — 38-1
 - ALU 1 SUM BIT 0.1 — DG009GM2 — 42-1
 + A REG BIT 0.0 — DG975GD6 — 46-1
 + A REG BIT 0.1 — DG975GH6 — 50-1
 + A REG BIT 0.2 — DG975GI6 — 54-1
 - Z BUS BITS 0.0-0.7 SELECT 2 — DG976CB2 — 58-1
 - Z BUS BITS 0.0-0.1 SELECT 1 — DG976CC2 — 62-1
 - Z BUS BITS 0.2-0.4 ZERO — DH014GM6 — 66-1
 + ODD PARITY A REG 0.2-0.7 — DH016FA2 — 70-1
 - ODD PARITY B REG 0.2-0.7 — DH016FD2 — 74-1
 - Z REG BITS 0.5-0.7 ZERO — DJ014GM6 — 78-1
 - ALU 0 SUM BIT 1.0 — DK008FF2 — 82-1
 - ALU 0 SUM BIT 1.1 — DK009FF2 — 86-1





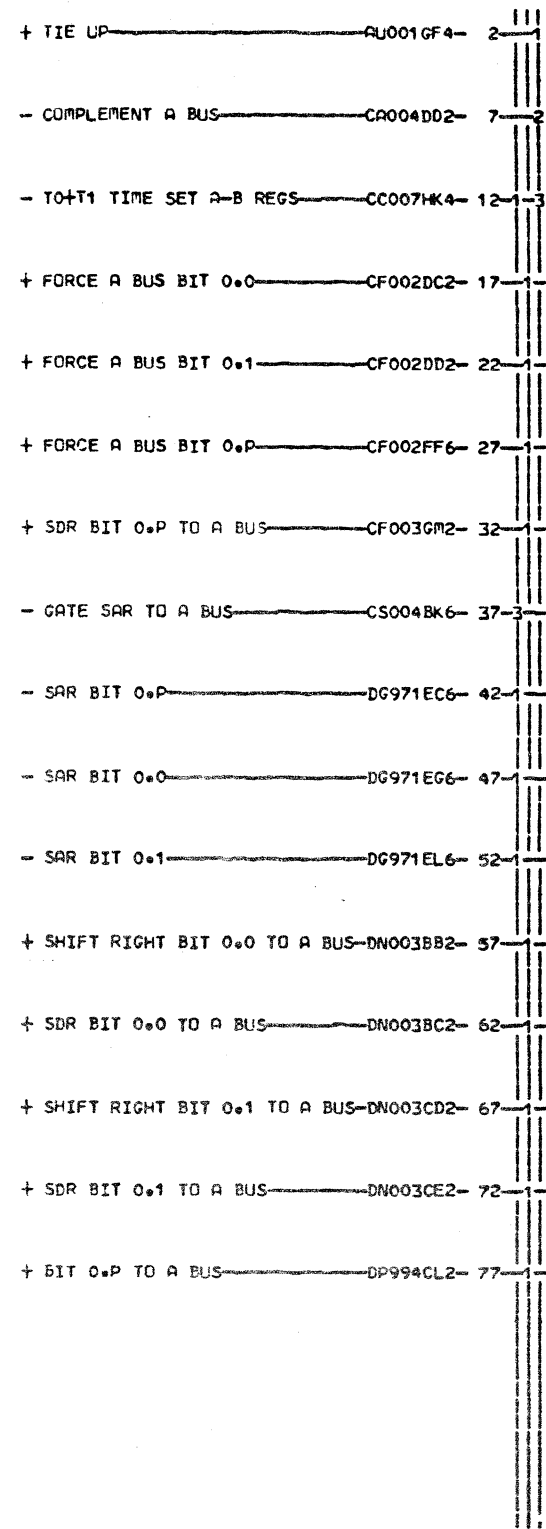
000 DG974
 139 - ALU ADD CONTROL BYTE 0 — DG976-AC2
 212 - Z REG BIT 0.0 — DB2
 218 - Z REG BIT 0.1 — DB7
 213 - Z BUS BIT 0.0 — EB6
 219 - Z BUS BIT 0.1 — EH6
 304 - Z BUS BYTE 0 ZERO — C2001-FK6
 130 - B REG BYTE 0 EVEN PARITY — GG2
 121 + PARITY ERROR IN A BUS BYTE 0 — GM2

EDGE CONN.
 6 RESISTOR
 113 RESISTOR
 130 RESISTOR
 213 RESISTOR
 219 RESISTOR
 01A-B3E6A02
 304 RESISTOR
 01A-B362J06
 01A-B4C1E13
 01A-B3C6E04

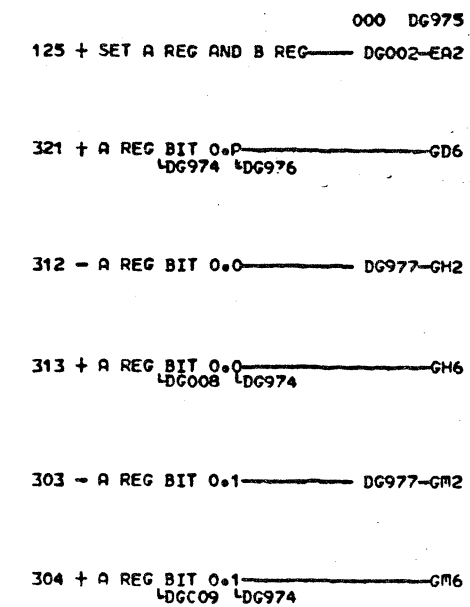

LOC. TYPE
 A-B362 Y702
 A-B4K2 6801

DG974
 000

ALU 0 ALL 1 AND 2 REG
 BITS 0.0-0.1
 E.C.—HISTORY—E
 FRAME 01
 IBM CORP.SCD
 DATE LAST EC
 10-14-80 344270
 P.o.N. 1852884
 000





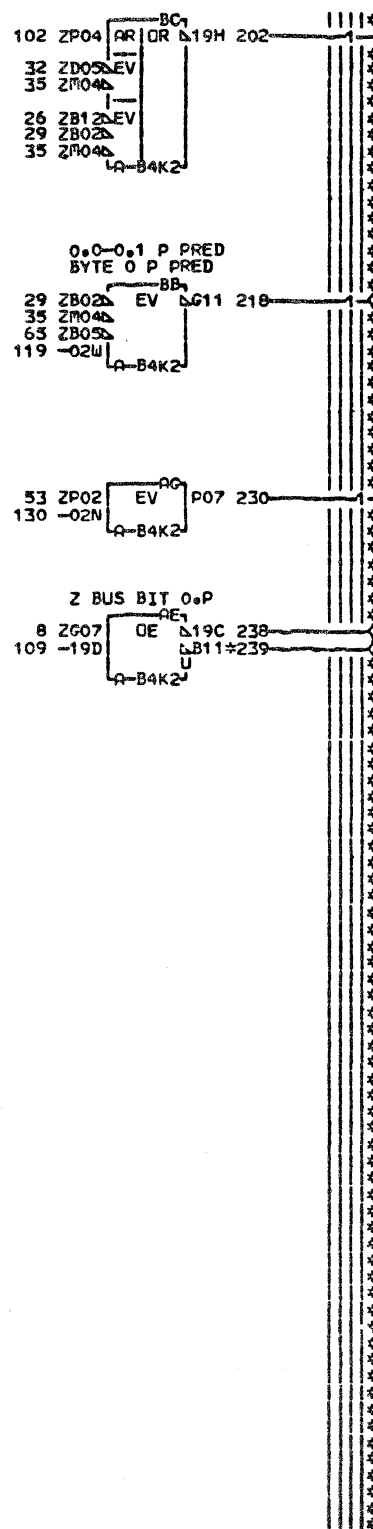
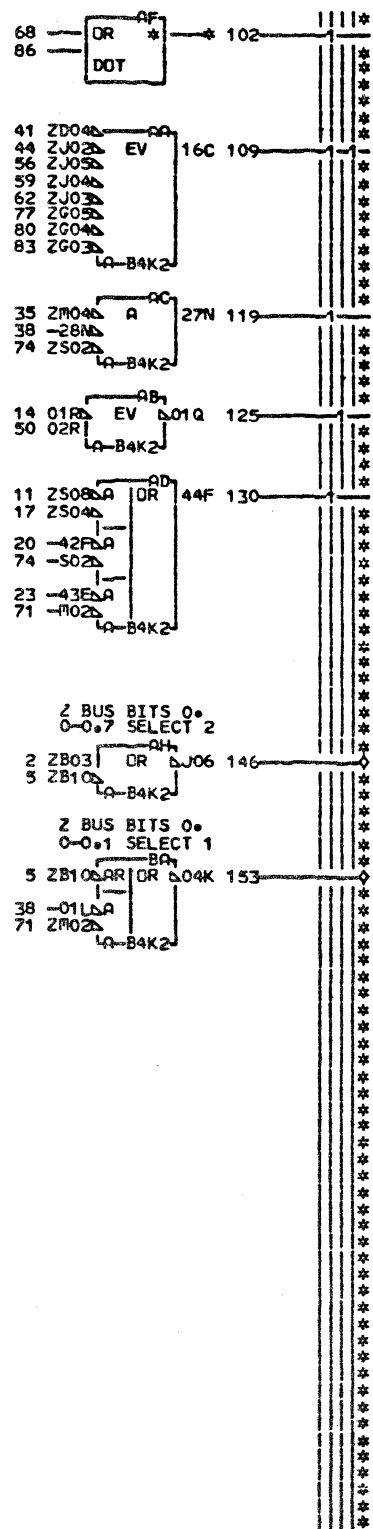
LDC. TYPE
A-B4K2 6801



DG975
000

A BUS ASSEMBLER		EACH.3705	
BITS 0.P-0.1		FRAME 01	
E.C.HISTORY		IBM CORP.SCD DG975	
DATE	LAST EC	P.No.	1852885 000
10-14-80	344270		

+ EXCLUSIVE OR ALL CA003HE6 2-1-2
 - CROSS LD TO HI CA003HL2 5-2-2
 + FORCE Z BUS PARITY ERRDR CK001GF2 8-1
 - GATE TAR TO Y BUS CS004FJ2 11-1
 - B REG BIT 0.P DG002DH2 14-1
 + BYTE 0 TIE UP DG002GF4 17-1
 + ALU 0 CARRY BIT 0.0 DG008DA6 20-1
 + ALU 1 CARRY BIT 0.0 DG008EG6 23-1
 - ALU 0 SUM BIT 0.0 DG008FF2 26-1
 - ALU 1 SUM BIT 0.0 DG008GM2 29-2
 - ALU 0 SUM BIT 0.1 DG009FF2 32-1
 - ALU 1 SUM BIT 0.1 DG009GM2 35-1-3
 - ALU ADD CONTROL BYTE 0 DG974AC2 38-2-1
 - Z BUS BIT 0.0 DG974EB6 41-1
 - Z BUS BIT 0.1 DG974EH6 44-1
 + PARITY ERROR IN A BUS' BYTE 0-DG974GM2 47-1
 + A REG BIT 0.P DG975GD6 50-1
 + CARRY LA FROM BITS 0.0-0.4 DG977EG6 53-1
 - Z BUS BIT 0.2 DH014GB6 56-1
 - Z BUS BIT 0.3 DH014GF6 59-1
 - Z BUS BIT 0.4 DH014GK6 62-1
 - ODD PARITY PREDICT 0.2-0.7 DH016DF8 65-1
 + ADD ERROR IN BITS 0.2-0.4 DH016DJ6 68-1
 - CARRY LA FROM BITS 0.2-0.4 DH017DD2 71-2
 + CARRY LA FROM BITS 0.2-0.4 DH017DD6 74-2
 - Z BUS BIT 0.5 DJ014GB6 77-1
 - Z BUS BIT 0.6 DJ014GF6 80-1
 - Z BUS BIT 0.7 DJ014GK6 83-1
 + ADD ERROR IN BITS 0.5-0.7 DJ016DJ6 86-1
 - ALU 1 BIT 1.P DK976CG2 89-1

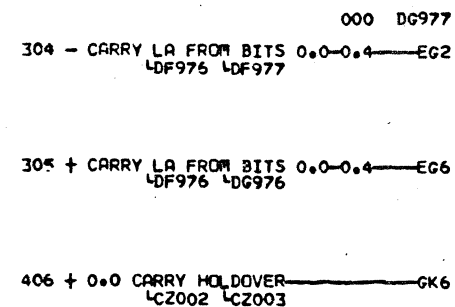
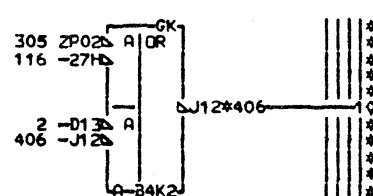
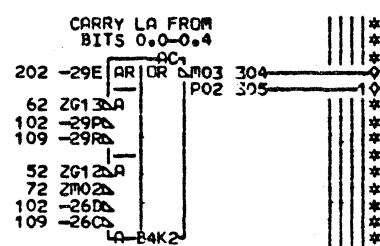
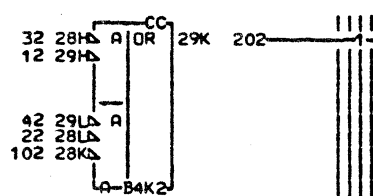
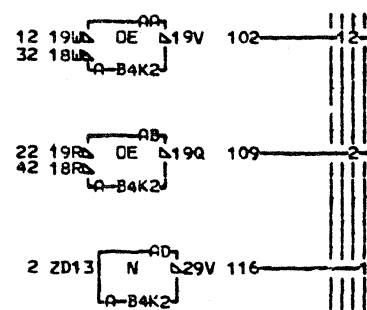
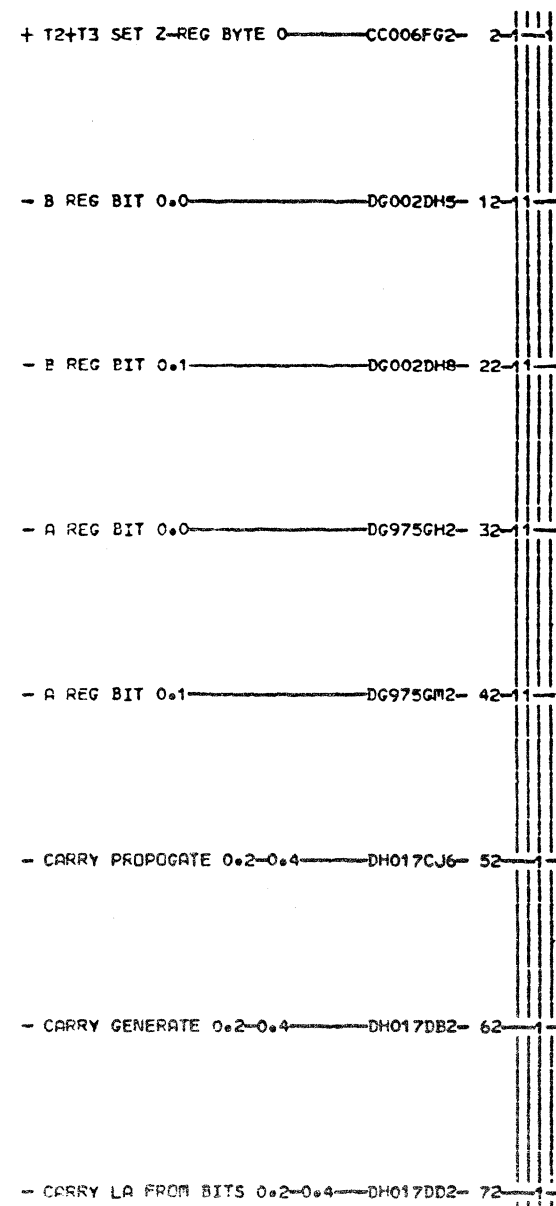


EDGE CONN.
 102 RESISTOR
 A-B4K2P04
 239 A-B4D1E11
 01A-B3D6E02
 403 RESISTOR
 A-B3N2G09
 01A-B4K6B04
 01A-B3K1B13

LOC. TYPE
 A-B3N2 6819
 A-B4K2 6801

DG976
 000

ALU CHECK BITS 0.P-0.1 -E.C.-HISTORY	E-RACH-3765
DATE 10-14-80	LAST EC 344270
FRAME 01	IBM CORP-SCD P.N. 1652886
DG976	000



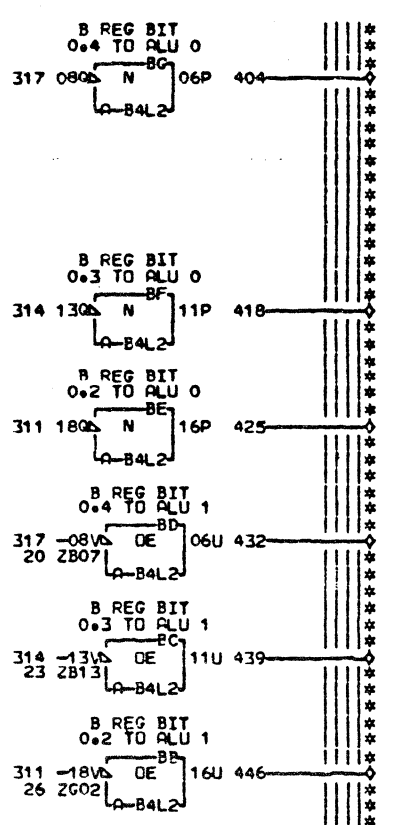
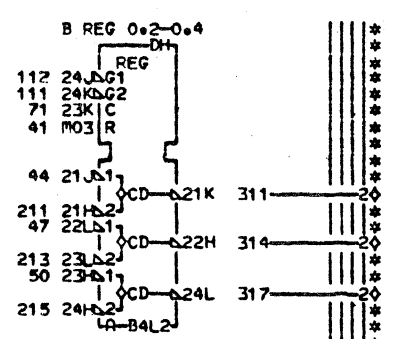
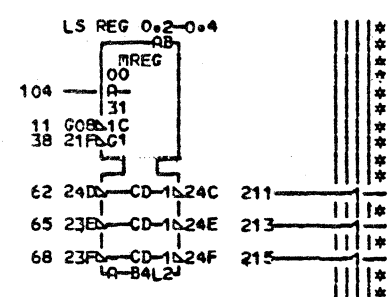
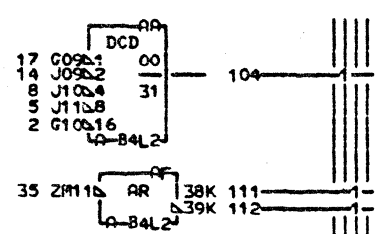
EDGE CONN.
406 A-B4K1B11
01A-B3K6B02

LOC. TYPE
A-B4K2 6801

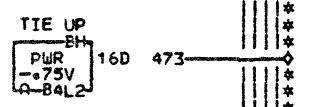
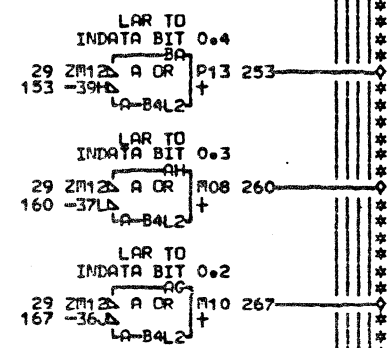
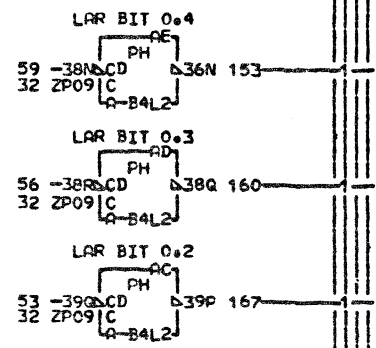
DG977
000

5-BIT CARRY LOCKHEAD BITS 0.0-0.1	
E.C. HISTORY	E. PACH. 3705
FRAME	01
DATE LAST EC	IBR CORP. SCD DG977
10-14-80 344270	P.N. 1852887 000

- SELECT LS REG GROUP 1+2 - CC006AU4 - 2
 - SELECT LS REG GROUP 1+3 - CC006AV4 - 5
 - SELECT LS REG BIT 0+1+2+3 - CC006AW4 - 8
 - WRITE LS - CC006BJ4 - 11
 - SELECT LS REG 0+1+4+5 - CC006BK4 - 14
 - SELECT LS REG BIT 0+2+4+6 - CC006BL4 - 17
 + FORCE ERROR IN BIT 4 - CK002DD2 - 20
 + FORCE ERROR IN BIT 3 - CK002DH2 - 23
 + FORCE ERROR IN BIT 2 - CK002DJ2 - 26
 - GATE INPUT 74 - CQ004FJ6 - 29
 + SET LAR - CS001DM2 - 32
 - GATE Y BUS TO B REG - CS004ED2 - 35
 - SELECT FLOAT - DH002002 - 38
 - FLOAT - DH002003 - 41
 - Y BUS BIT 0.2 - DH011DC4 - 44
 - Y BUS BIT 0.3 - DH011DH4 - 47
 - Y BUS BIT 0.4 - DH011DL4 - 50
 - SAR BIT 0.2 - DH011EC6 - 53
 - SAR BIT 0.3 - DH011EH6 - 56
 - SAR BIT 0.4 - DH011EK6 - 59
 - Z REG BIT 0.2 - DH014DB2 - 62
 - Z REG BIT 0.3 - DH014DB7 - 65
 - Z REG BIT 0.4 - DH014FJ2 - 68
 + SET A REG AND B REG - DH015EA2 - 71



000 DH002
 311 - B REG BIT 0.2 - DH017-DH2
 314 - B REG BIT 0.3 - DH017-DH5
 317 - B REG BIT 0.4 - DH017-DH8
 267 + LAR TO INDATA BIT 0.2 - CU011-EB2
 260 + LAR TO INDATA BIT 0.3 - CU011-ED2
 253 + LAR TO INDATA BIT 0.4 - CU011-EF2
 446 + B REG BIT 0.2 TO ALU 1 - DH008-EJ2
 439 + B REG BIT 0.3 TO ALU 1 - DH009-EL2
 432 + B REG BIT 0.4 TO ALU 1 - DH010-EN2
 425 + B REG BIT 0.2 TO ALU 0 - FJ2
 418 + B REG BIT 0.3 TO ALU 0 - FL2
 404 + B REG BIT 0.4 TO ALU 0 - FN2
 473 + TIE UP - GF4

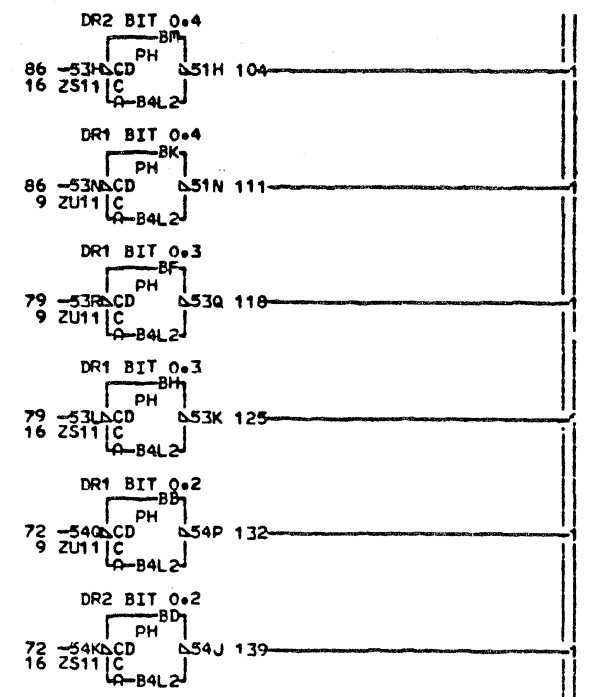


LOC. TYPE
A-B4L2 6802

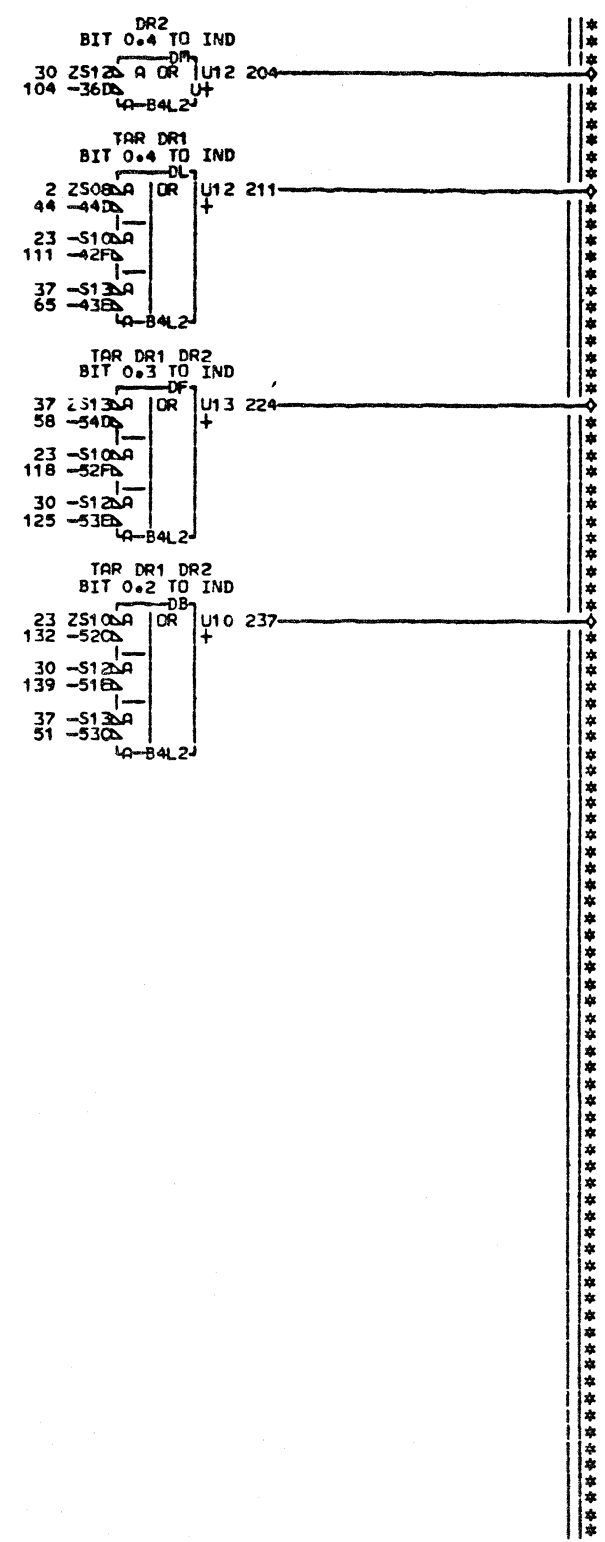
DH002
000

B REG LAR AND LOCAL STORE
 BITS 0.2 0.3 0.4
 -E.C.-HISTORY-E, MACH.3705
 FRAME 01
 IBM CORP. SCD DH002
 DATE LAST EC P.No. 1852688 000
 10-14-80 344270

- GATE TAR TO Y BUS CS004FJ2- 2-11
 + SET DR1 CS007FC6- 9-3
 + SET DR2 CS007FD6- 16-3
 - GATE DISP REG 1 TO IND CU001EK6- 23-3
 - GATE DISPL REG 2 TO IND CU001EL6- 30-3
 - GATE TAR TO IND CU001EM6- 37-3
 + TIE UP DH002GF4- 44-1
 - TAR BIT 0.2 DH011AC6- 51-1
 - TAR BIT 0.3 DH011AG6- 58-1
 - TAR BIT 0.4 DH011AM6- 65-1
 - Z REG BIT 0.2 DH014DB2- 72-2
 - Z REG BIT 0.3 DH014DB7- 79-2
 - Z REG BIT 0.4 DH014FJ2- 86-2



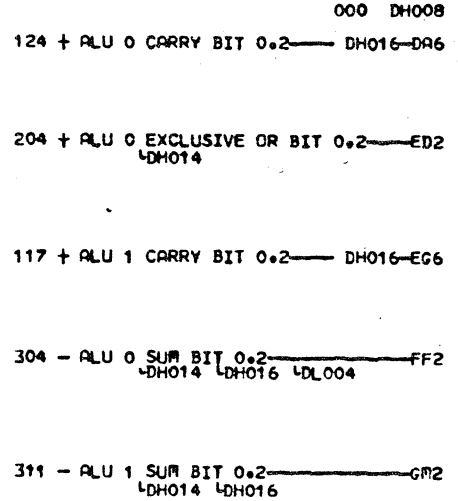



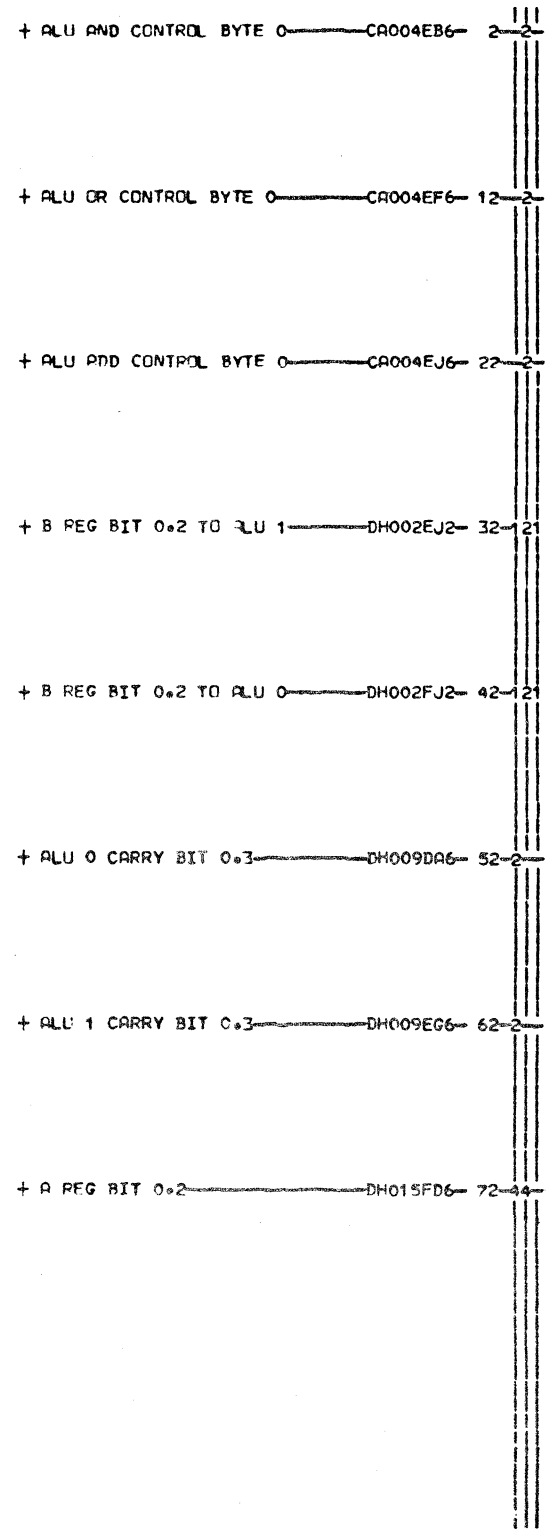
LOC. TYPE
A-B4L2 6802



000 DH003
 237 + TAR DR1 DR2 BIT 0.2 TO IND DB2
 LAP012
 224 + TAR DR1 DR2 BIT 0.3 TO IND DF2
 LAP012
 211 + TAR DR1 BIT 0.4 TO IND AP013-DL2
 204 + DR2 BIT 0.4 TO IND AP013-DR2

DH003
000

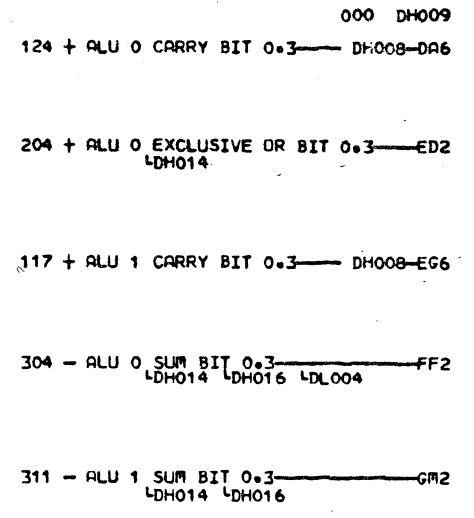



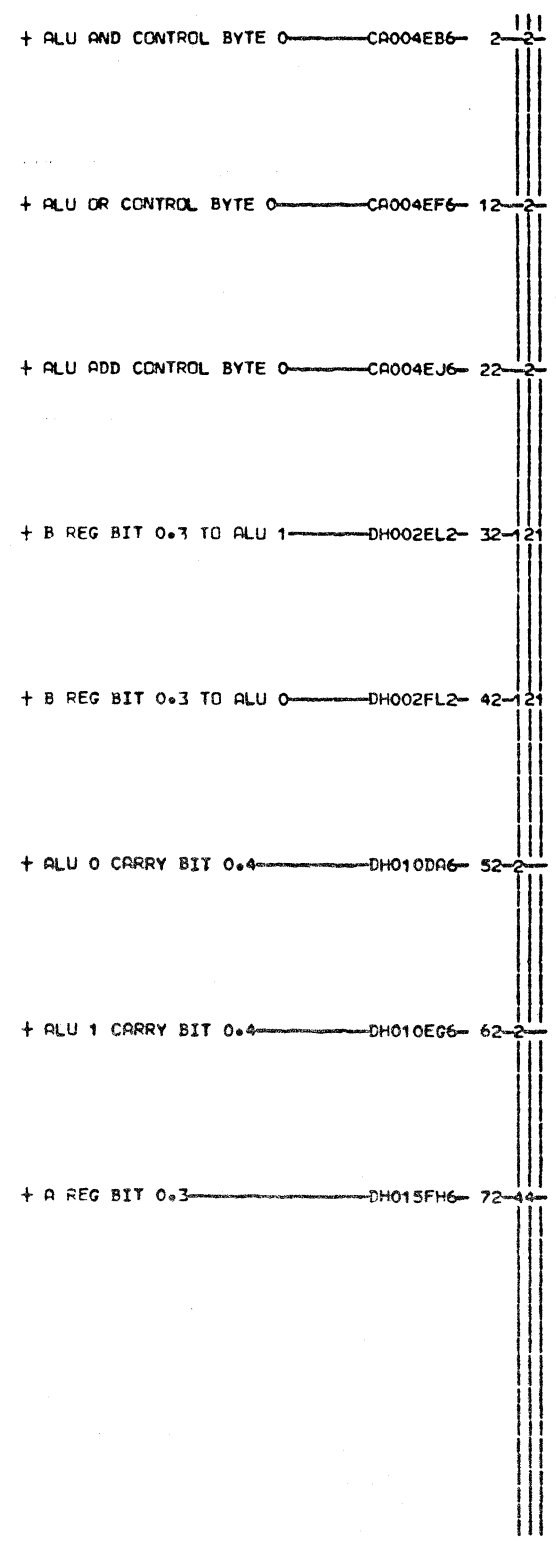
CCU DISPLAY REGISTER 1 AND 2
 BITS 0.2 0.3 AND 0.4
 E.C. HISTORY RACH.3705
 FRAME 01
 DATE LAST EC IBM CORP.SCD DH003
 10-14-80 344270 P.No. 1852889 000



LOC. TYPE
A-B4L2 6802

ALU 0 AND ALU 1 BIT 0.2	
E.C. HISTORY	E-RACH-3705
FRAME	01
DATE LAST EC	IBR CORP. SCD DH008
10-14-80 344270	P.N. 1852890 000

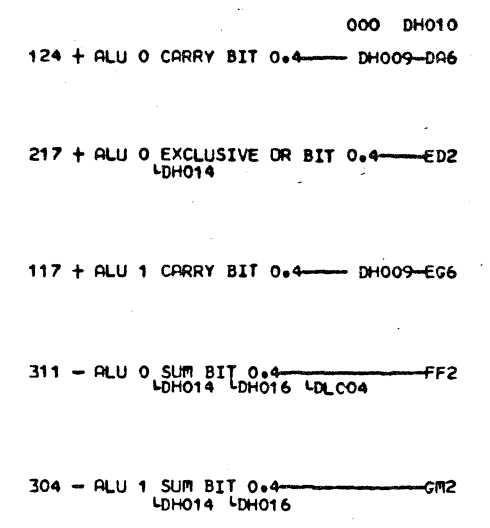



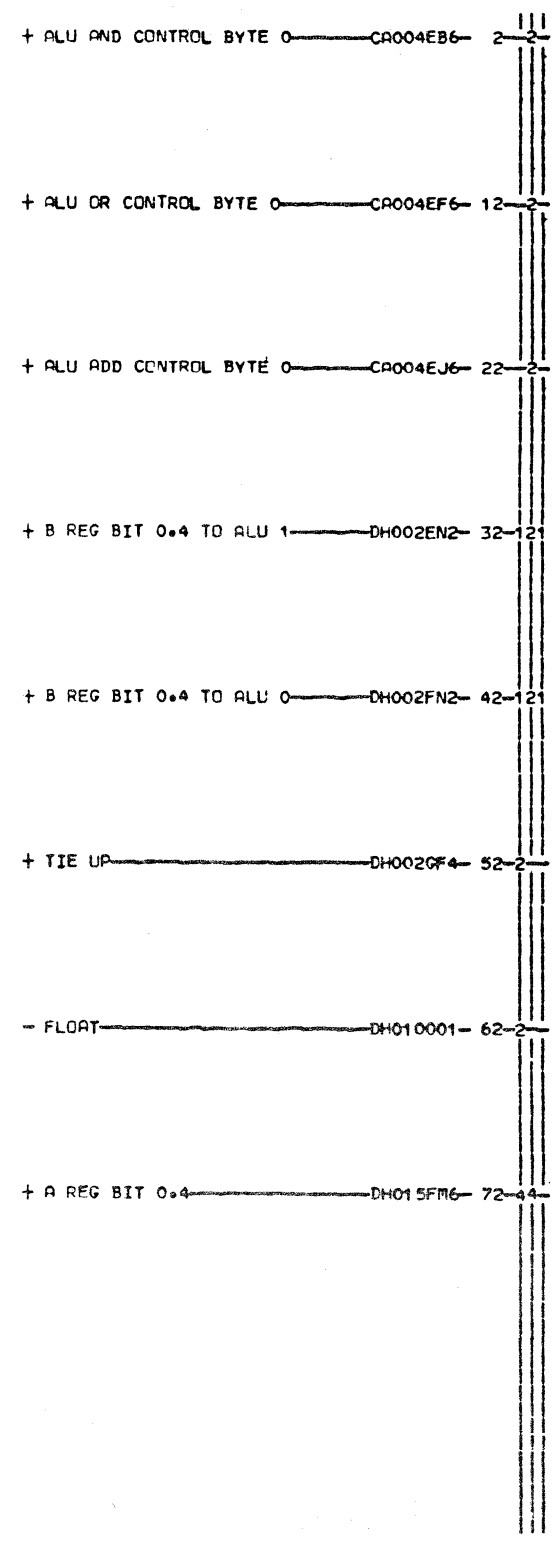
DH008
000



LDC. TYPE
A-B4L2 6802

DH009
000

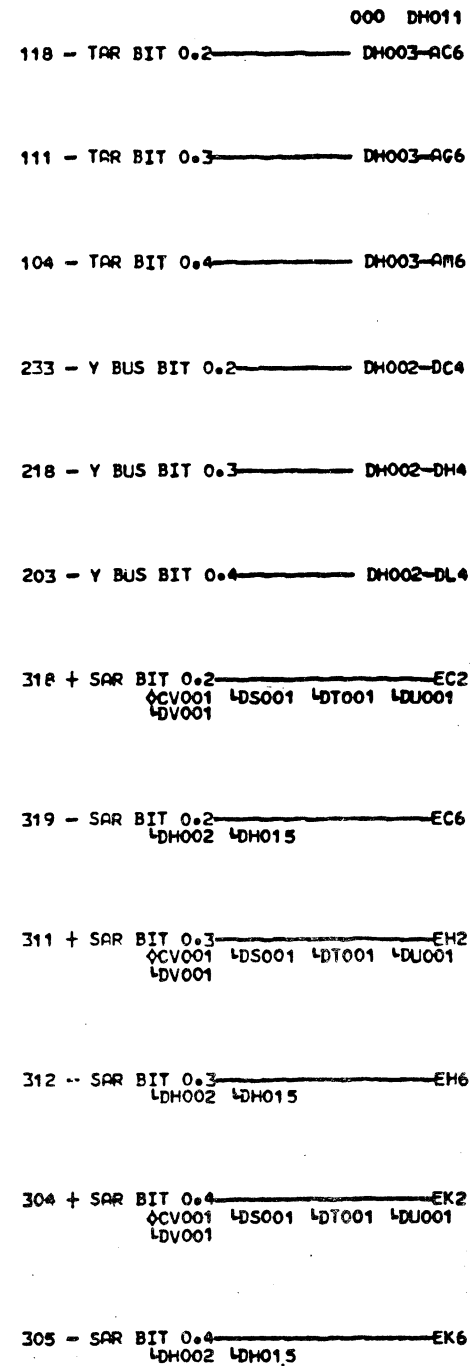
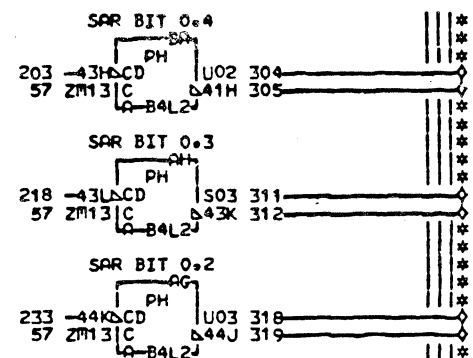
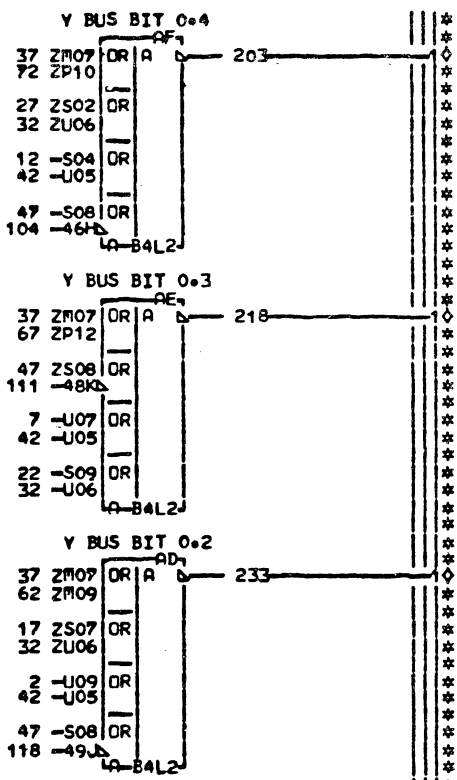
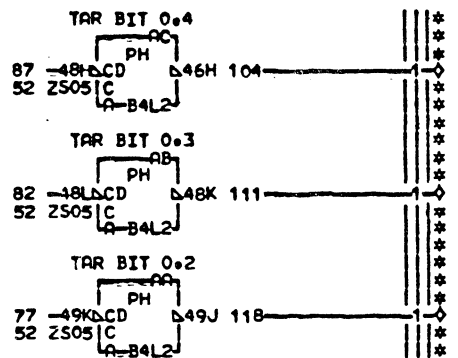
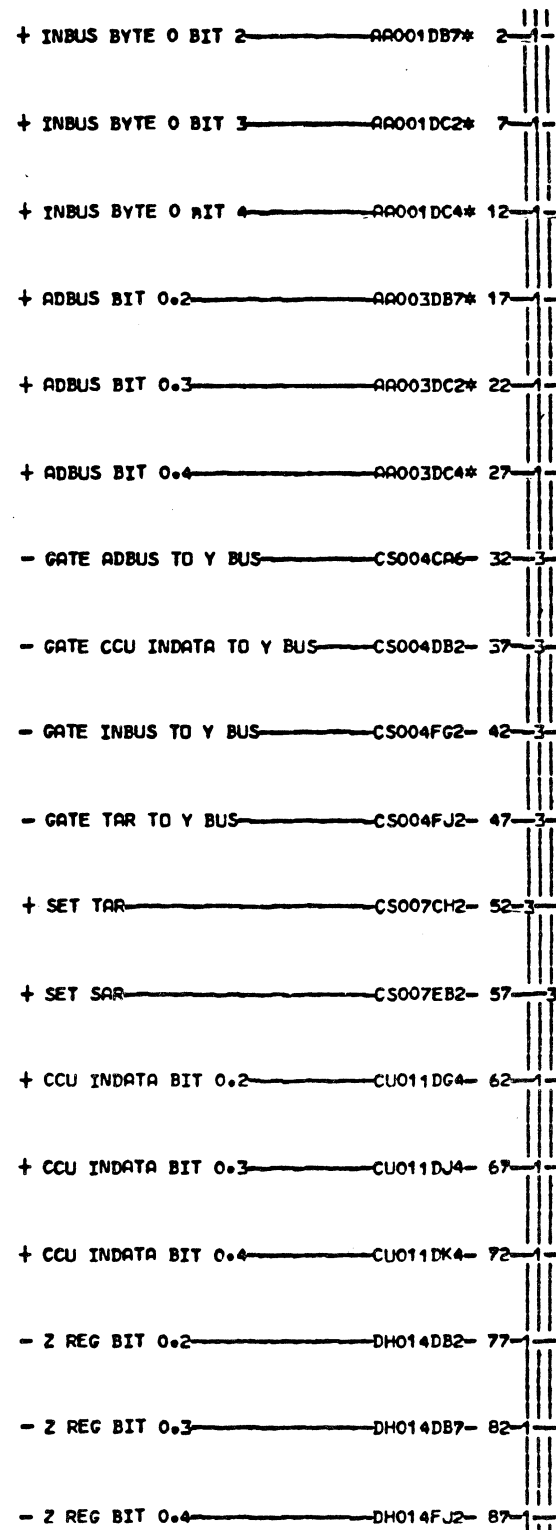
ALU 0 AND ALU 1 BIT 0.3	
E.C. HISTORY	E. MACH. 3705
DATE	LAST EC
10-14-80	344270
FRAPE 01	IBM CORP. SCD
P.N. 1852891	DH009 000



LCC. TYPE
A-B4L2 6802

DH010
000

ALU 0 AND ALU 1 BIT 0.4		E.C. HISTORY — E-RACH-3705	
DATE LAST EC 10-14-80 344270		FRAME 01	IBM CORP. SCD DH010
P.N. 1852892		000	



EDGE CONN.
 2 RESISTOR A-B4L2S09
 7 RESISTOR A-B4L2U09
 12 RESISTOR A-B4L2U07
 17 RESISTOR A-B4L2S04
 22 RESISTOR A-B4L2S07

LOC. TYPE
 A-B4L2 6802

SAR TAR AND Y BUS ASSEMBLERS
 BITS 0.2-0.4
 E.C. HISTORY E-MACH. 3705
 344270
 DATE LAST EC 06-02-81 344828
 FRAME 01
 IBM CORP. SCD P.N. 1852893
 DH011 000

DH011
 000

+ ALU ADD CONTROL BYTE 0 — CA004EJ6 — 2-1-11

+ T2+T3 SET Z-REG BYTE 0 — CC006FG2 — 7-2

- Z BUS BITS 0.0-0.7 SELECT 2 — DG976CB2 — 12-2

+ ALU 0 EXCLUSIVE OR BIT 0.2 — DH008ED2 — 17-1

- ALU 0 SUM BIT 0.2 — DH008FF2 — 22-1

- ALU 1 SUM BIT 0.2 — DH008GM2 — 27-1

+ ALU 0 EXCLUSIVE OR BIT 0.3 — DH009ED2 — 32-1

- ALU 0 SUM BIT 0.3 — DH009FF2 — 37-1

- ALU 1 SUM BIT 0.3 — DH009GM2 — 42-1

+ ALU 0 EXCLUSIVE OR BIT 0.4 — DH010ED2 — 47-1

- ALU 0 SUM BIT 0.4 — DH010FF2 — 52-1


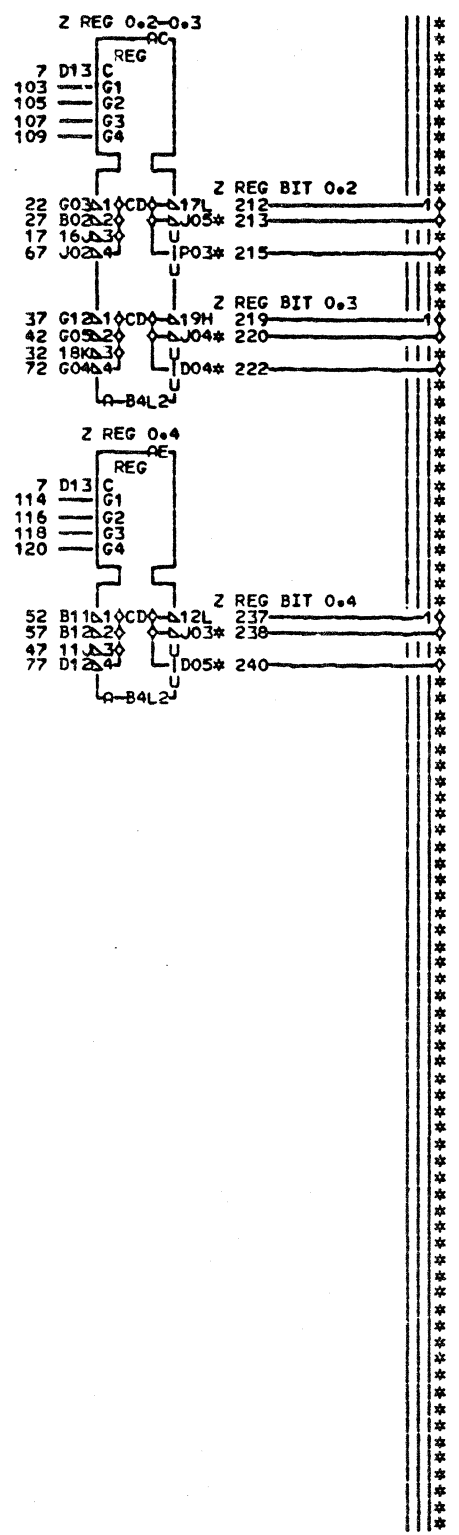

- ALU 1 SUM BIT 0.4 — DH010GM2 — 57-1

- Z BUS BITS 0.2-0.4 SELECT A — DH016GL6 — 62-2

- ALU 0 SUM BIT 1.2 — DL003FF2 — 67-1

- ALU 0 SUM BIT 1.3 — DL009FF2 — 72-1

- ALU 0 SUM BIT 1.4 — DL010FF2 — 77-1



000 DH014

126 - ALU ADD CONTROL BYTE 0 — DH016-AC2

212 - Z REG BIT 0.2 — DB2
LDH002 LDH003 LDH011

219 - Z REG BIT 0.3 — DB7
LDH002 LDH003 LDH011

237 - Z REG BIT 0.4 — FJ2
LDH002 LDH003 LDH011

213 - Z BUS BIT 0.2 — GB6
QCK002 LCR001 LCU010 LCU014
LCV001 LDG976 LDN001

215 + OUTBUS BIT 0.2 — AA001-GC2

220 - Z BUS BIT 0.3 — GF6
QCK002 LCM003 LCR001 LCV001
LDG976 LDN002

222 + OUTBUS BIT 0.3 — AA001-GG2

238 - Z BUS BIT 0.4 — GK6
QCK002 LCR001 LCR006 LCV001
LDG976 LDN002

240 + OUTBUS BIT 0.4 — AA001-GL2

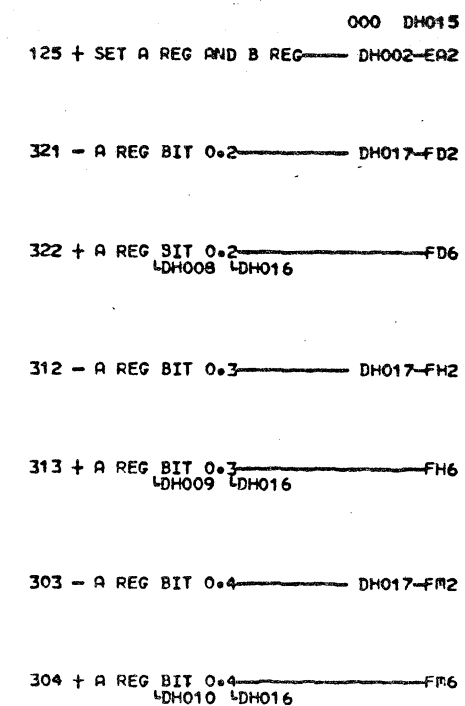



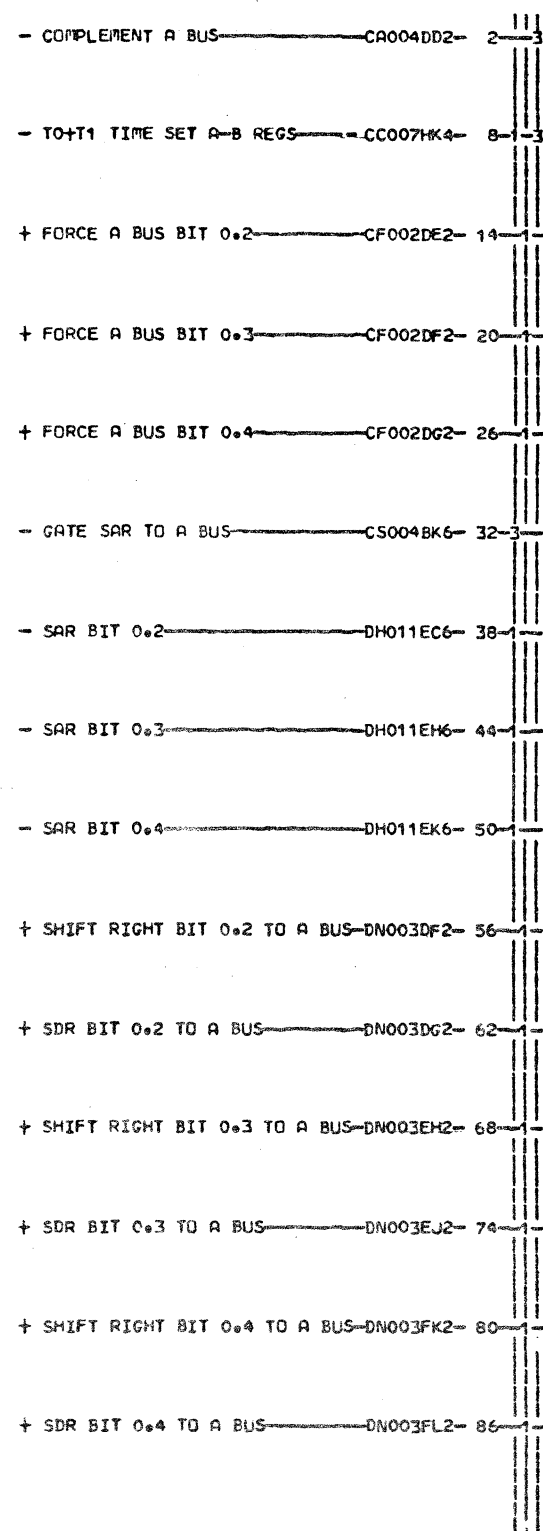
304 - Z BUS BITS 0.2-0.4 ZERO DG974-GM6

EDGE CONN.
213 A-B4E1B13
01A-B3E6B04
215 A-B4U4B06
220 A-B4E1C11
01A-B3E6C02
222 A-B4U4B08
238 A-B4E1C13
01A-B3E6C04
240 A-B4U4B09

LOC. TYPE
A-B4L2 6802

DH014
000

ALU 0 ALU 1 AND Z REG BITS 0.2-0.4	
E.C. HISTORY	E. PACH. 3705
DATE LAST EC	FRAME 01
10-14-80 344270	IBM CORP. SCD DH014
	P. N. 1852894 000

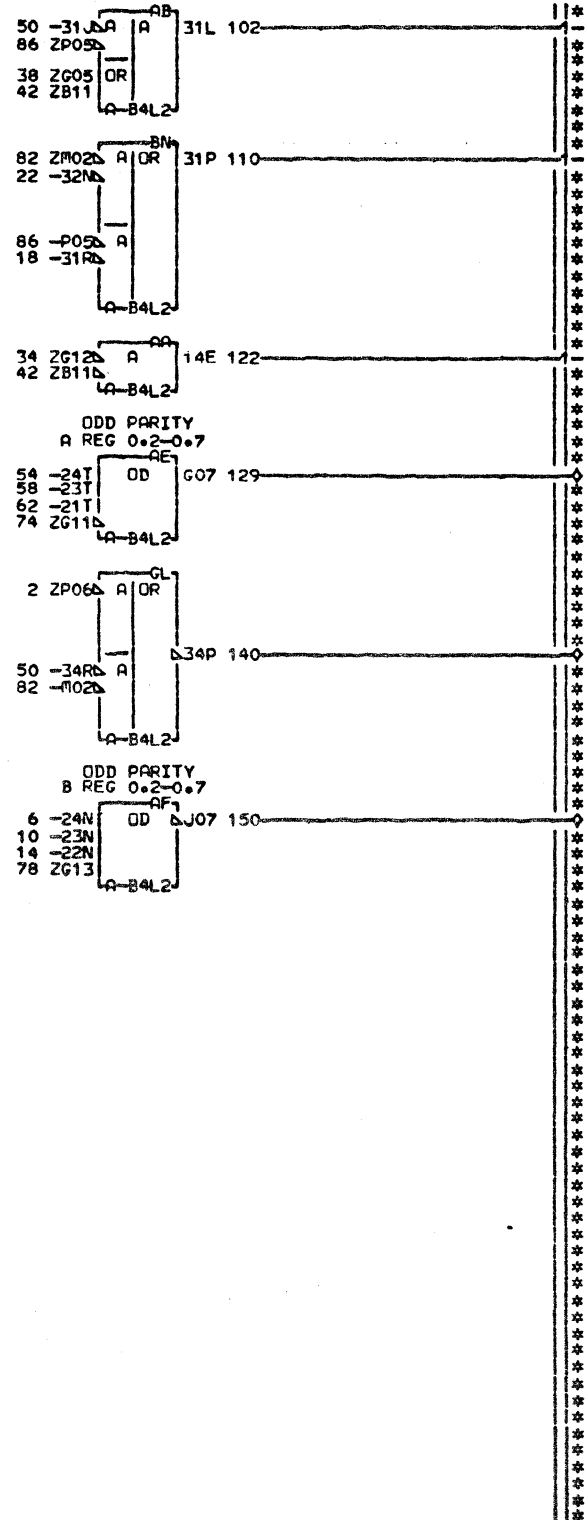


LOC. TYPE
A-B4L2 6802


DH015
000

A BUS ASSEMBLER BITS 0.2-0.4		EACH.3705	
E.C. HISTORY		FRAME	01
DATE	LAST EC	IBA CORP. SCD	DH015
10-14-80	344270	P.N. 1852895	000

- CROSS LO TO HI CA003HL2- 2-1
 + B REG BIT 0.2 TO ALU 0 DH002FJ2- 6-1
 + D REG BIT 0.3 TO ALU 0 DH002FL2- 10-1
 + B REG BIT 0.4 TO ALU 0 DH002FN2- 14-1
 + ALU 0 CARRY BIT 0.2 DH008DR6- 18-1
 + ALU 1 CARRY BIT 0.2 DH008EG6- 22-1
 - ALU 0 SUM BIT 0.2 DH008FF2- 26-1
 - ALU 1 SUM BIT 0.2 DH008GM2- 30-2
 - ALU 0 SUM BIT 0.3 DH009FF2- 34-1
 - ALU 1 SUM BIT 0.3 DH009GM2- 38-2
 - ALU 0 SUM BIT 0.4 DH010FF2- 42-2
 - ALU 1 SUM BIT 0.4 DH010GM2- 46-3
 - ALU ADD CONTROL BYTE 0 DH014RC2- 50-2
 + A REG BIT 0.2 DH015FD6- 54-1
 + A REG BIT 0.3 DH015FH6- 58-1
 + A REG BIT 0.4 DH015FM6- 62-1
 + CARRY LA FROM BITS 0.2-0.4 DH017DD6- 66-1
 - ODD PARITY PREDICT 0.5-0.7 DJ016DF8- 70-1
 - ODD PARITY A REG BIT 0.5-0.7 DJ016FA2- 74-1
 + ODD PARITY B REG 0.5-0.7 DJ016FD2- 78-1
 - CARRY LA FROM BITS 0.5-0.7 DJ017DD2- 82-2
 + CARRY LA FROM BITS 0.5-0.7 DJ017DD6- 86-2



LOC. TYPE
A-B4L2 6802



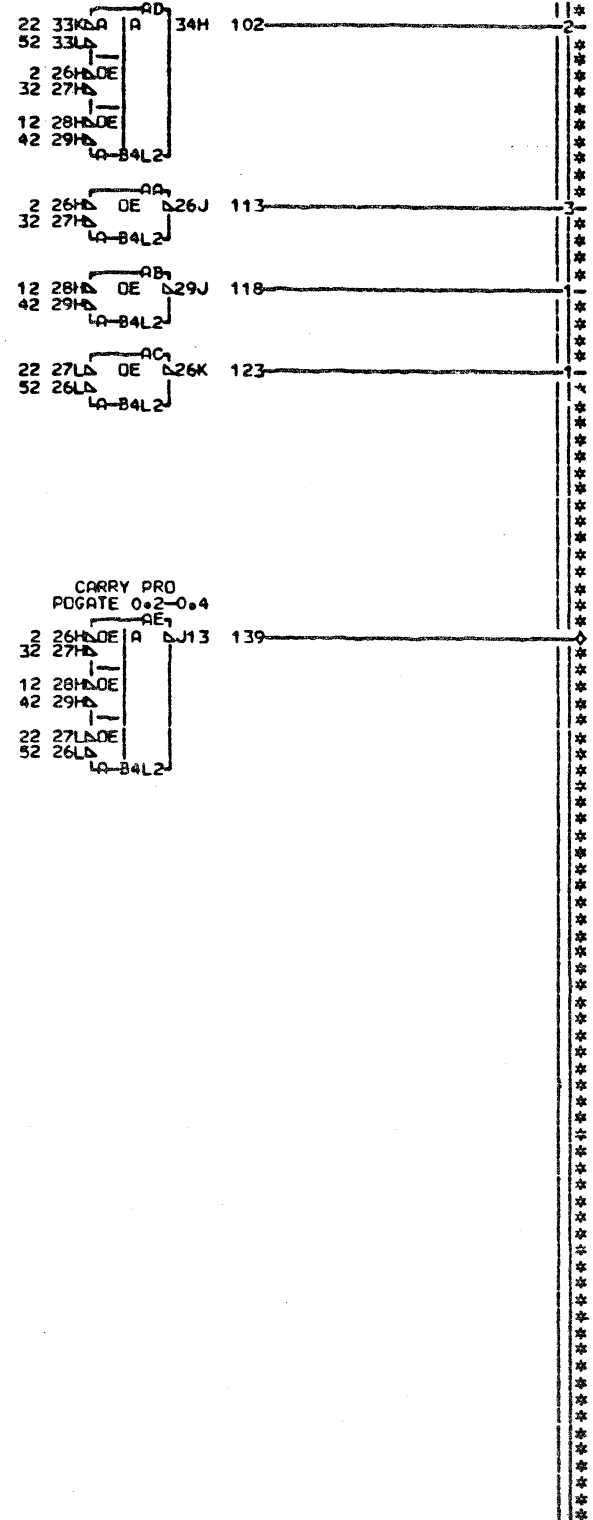
000 DH016

204 - ODD PARITY PREDICT 0.2-0.7 DF8
 LDC976
 214 + ADD ERROR IN BITS 0.2-0.4 DJ6
 LDC976
 129 + ODD PARITY A REG 0.2-0.7 FA2
 LDC974
 150 - ODD PARITY B REG 0.2-0.7 FD2
 LDC974
 140 - Z BUS BITS 0.2-0.4 SELECT A GL6
 LDC974

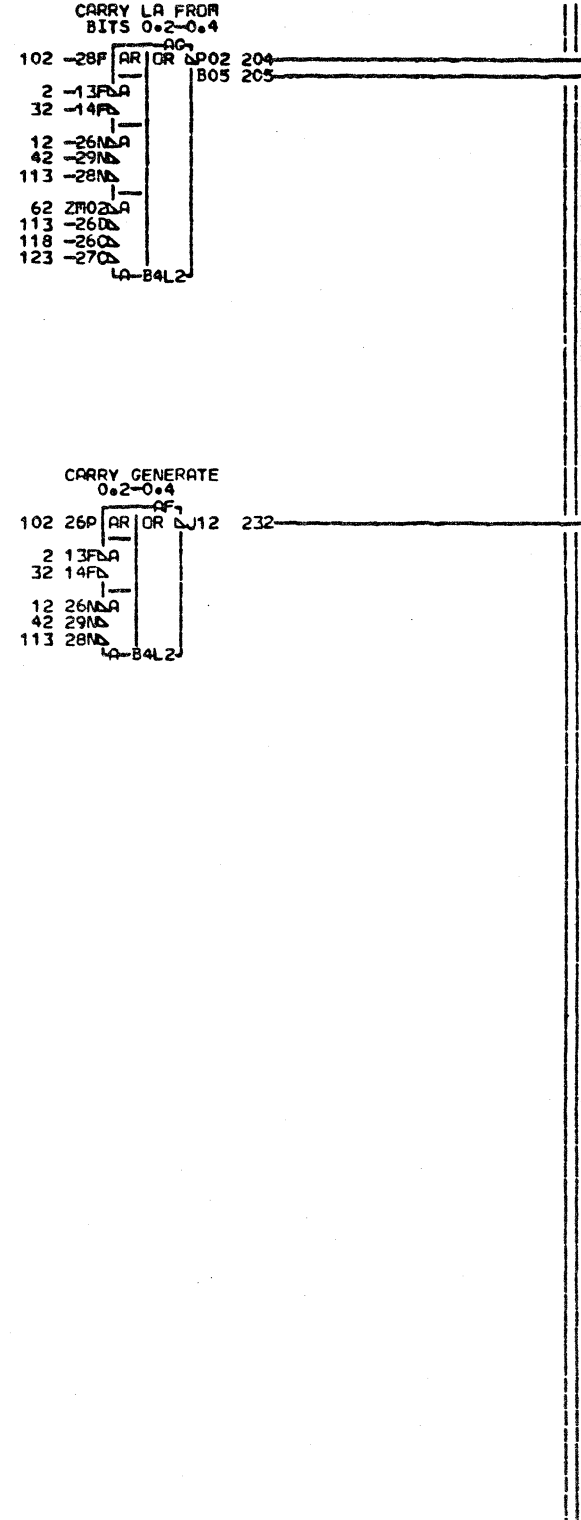
DH016
000

ALU CHECK BITS 0.2-0.4		E.C. HISTORY		E. MACH. 3705	
DATE LAST EC		FRAME 01		IBM CORP. SCD DH016	
10-14-80 344270		P.No. 1852996		000	

- B REG BIT 0.2 ----- DH002DH2- 2-32
 - B REG BIT 0.3 ----- DH002DH5- 12-32
 - B REG BIT 0.4 ----- DH002DH8- 22-32
 - A REG BIT 0.2 ----- DH015FD2- 32-32
 - A REG BIT 0.3 ----- DH015FH2- 42-32
 - A REG BIT 0.4 ----- DH015FM2- 52-32
 - CARRY LA FROM BITS 0.5-0.7 ----- DJ017DD2- 62-



LOC. TYPE
A-B4L2 6802

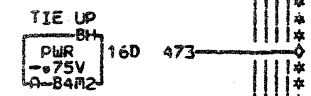
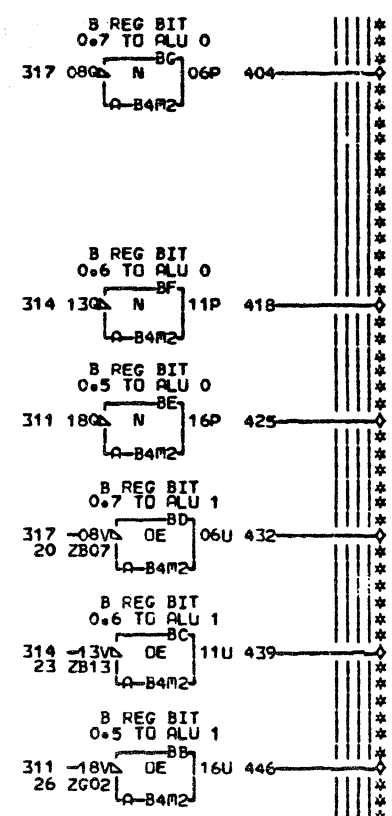
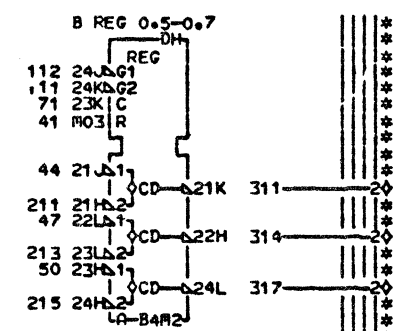
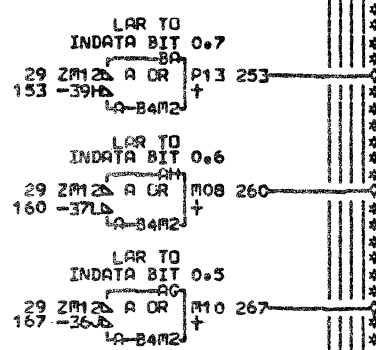
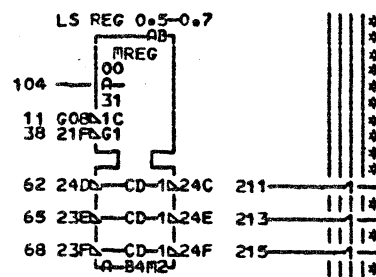
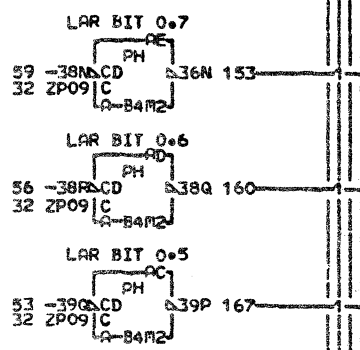
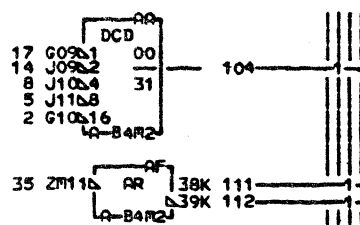


000 DH017
 139 - CARRY PROPAGATE 0.2-0.4 DG977-CJ6
 232 - CARRY GENERATE 0.2-0.4 DG977-DB2
 204 - CARRY LA FROM BITS 0.2-0.4 DD2
 DG976 DH016
 205 + CARRY LA FROM BITS 0.2-0.4 DD6
 DG976 DH016

DH017
000

3-BIT CARRY LOOKAHEAD		E. C. HISTORY		E. MACH. 3705	
BITS 0.2-0.4		FRAME		01	
DATE LAST EC		IBP CORP. SCD		DH017	
10-14-80 344270		P. No. 1852897		000	

- SELECT LS REG GROUP 1+2 — CC006AU4 — 2
 - SELECT LS REG GROUP 1+3 — CC006AV4 — 5
 - SELECT LS REG BIT 0+1+2+3 — CC006AW4 — 8
 - WRITE LS — CC006BJ4 — 11
 - SELECT LS REG 0+1+4+5 — CC006BK4 — 14
 - SELECT LS REG BIT 0+2+4+6 — CC006BL4 — 17
 + FORCE ERROR IN BIT 7 — CK002DA2 — 20
 + FORCE ERROR IN BIT 6 — CK002DB2 — 23
 + FORCE ERROR IN BIT 5 — CK002DC2 — 26
 - GATE INPUT 74 — CQ004FJ6 — 29
 + SET LAR — CS001DM2 — 32
 - GATE Y BUS TO B REG — CS004ED2 — 35
 - SELECT FLOAT — DJ002002 — 38
 - FLOAT — DJ002003 — 41
 - Y BUS BIT 0.5 — DJ011DC4 — 44
 - Y BUS BIT 0.6 — DJ011DH4 — 47
 - Y BUS BIT 0.7 — DJ011DL4 — 50
 - SAR BIT 0.5 — DJ011EC6 — 53
 - SAR BIT 0.6 — DJ011EH6 — 56
 - SAR BIT 0.7 — DJ011EK6 — 59
 - Z REG BIT 0.5 — DJ014FB2 — 62
 - Z REG BIT 0.6 — DJ014FB7 — 65
 - Z REG BIT 0.7 — DJ014FK2 — 69
 + SET A REG AND B REG — DJ015EA2 — 71

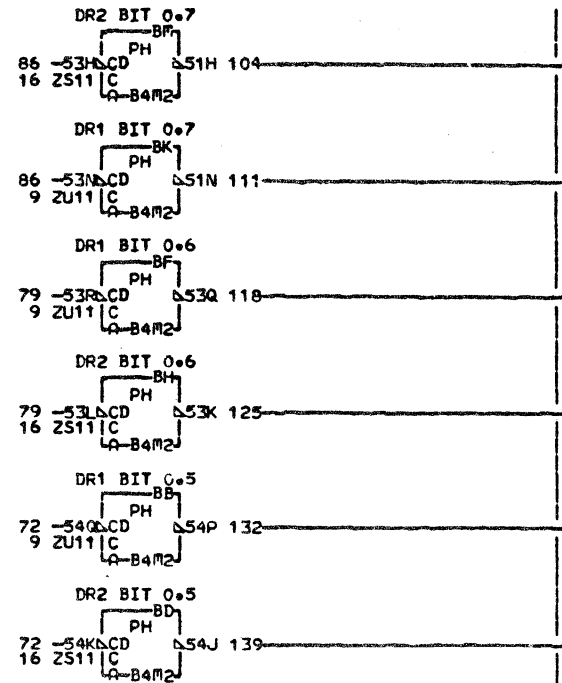
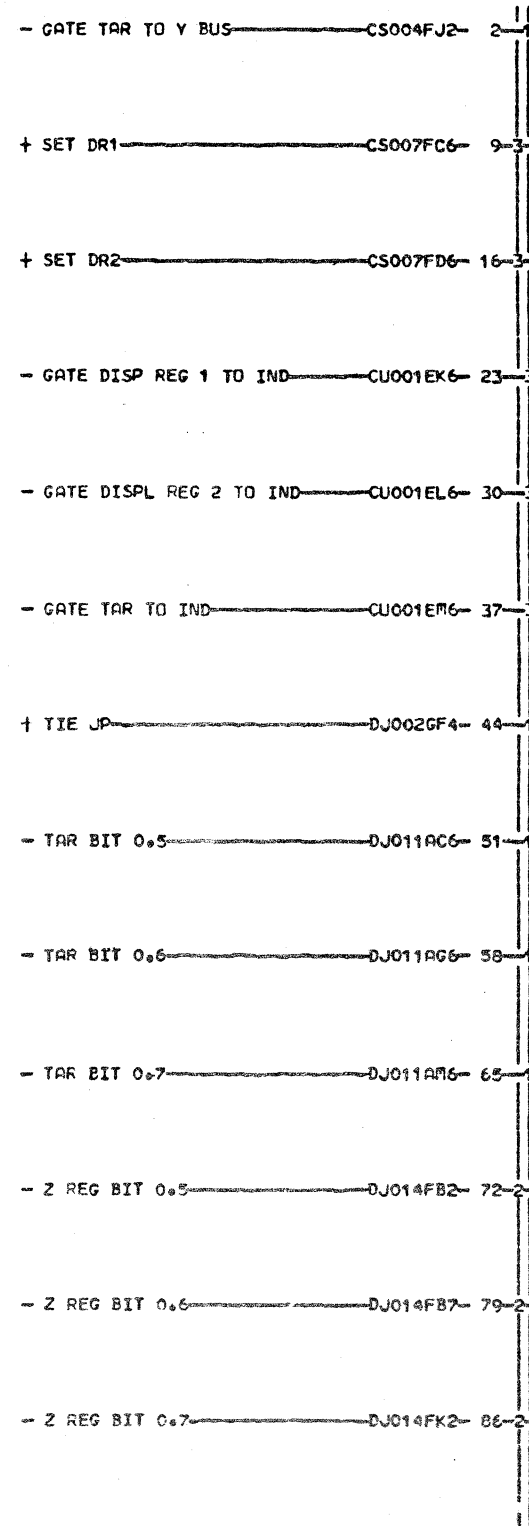


000 DJ002
 311 - B REG BIT 0.5 — DJ017-DH2
 314 - B REG BIT 0.6 — DJ017-DH5
 317 - B REG BIT 0.7 — DJ017-DH8
 267 + LAR TO INDATA BIT 0.5 — CU011-EB2
 260 + LAR TO INDATA BIT 0.6 — CU011-ED2
 253 + LAR TO INDATA BIT 0.7 — CU011-EF2
 446 + B REG BIT 0.5 TO ALU 1 — DJ008-EJ2
 439 + B REG BIT 0.6 TO ALU 1 — DJ009-EL2
 432 + B REG BIT 0.7 TO ALU 1 — DJ010-EN2
 425 + B REG BIT 0.5 TO ALU 0 — FJ2
 418 + B REG BIT 0.6 TO ALU 0 — FL2
 404 + B REG BIT 0.7 TO ALU 0 — FN2
 473 + TIE UP — GF4

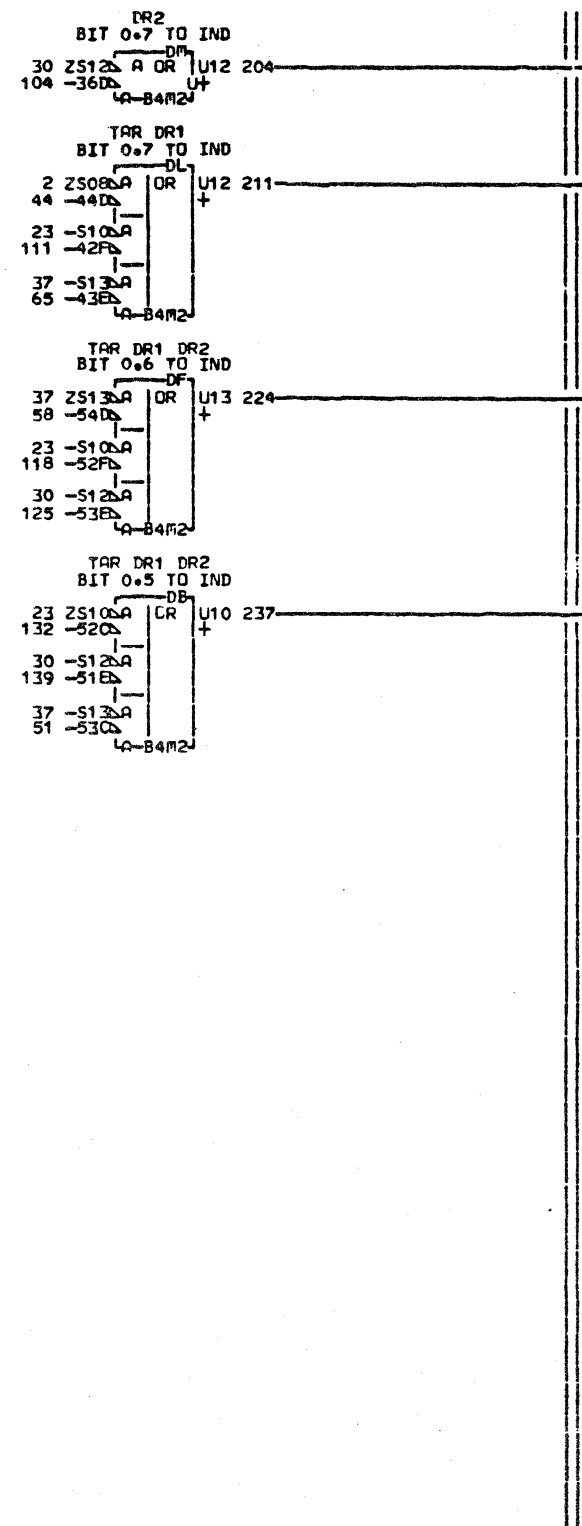
LOC. TYPE
R-B4M2 6802

DJ002
000

B REG LAR AND LOCAL STORE
 BITS 0.5 0.6 0.7
 -E.C.-HISTORY — E-MACH-3705
 FRAME 01
 IBM CORP. SCD DJ002
 DATE 10-14-80 LAST EC 344270 P.No. 1859588 000



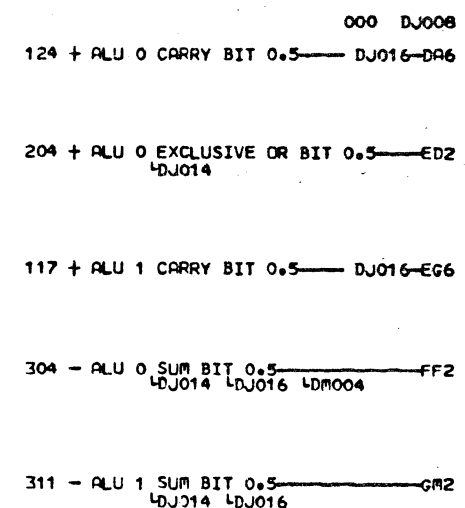



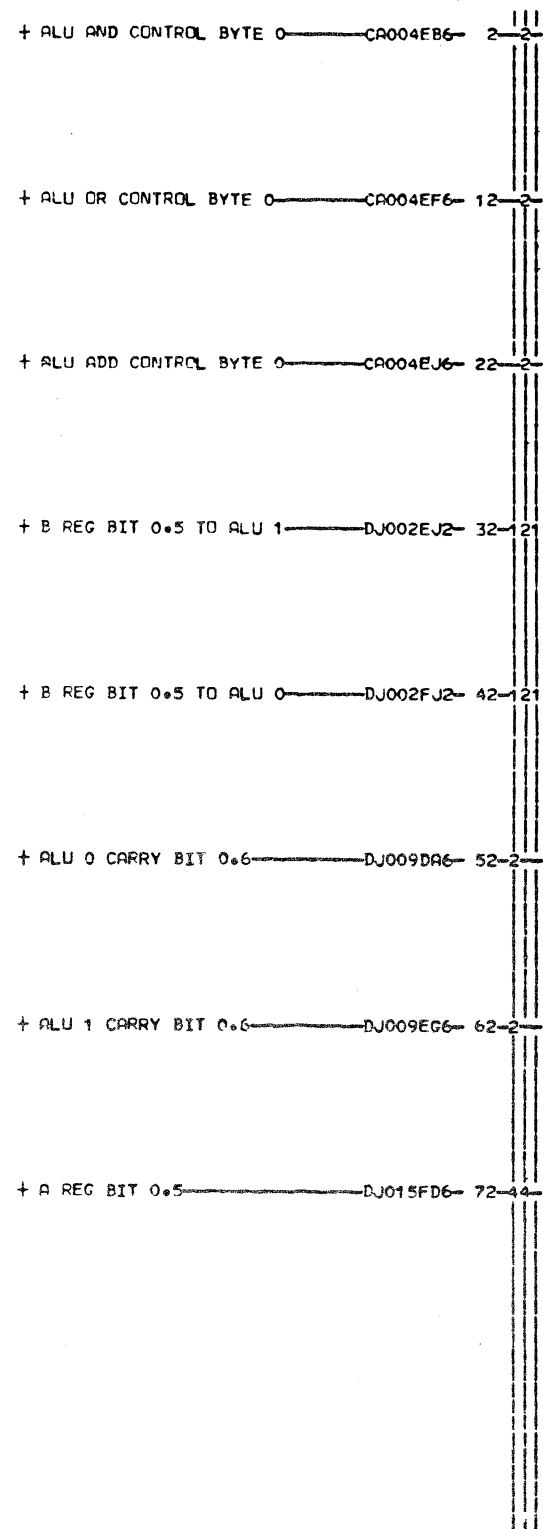
LOC. TYPE
A-B4M2 6802



000 DJ003
237 + TAR DR1 DR2 BIT 0.5 TO IND DB2
AP013
224 + TAR DR1 DR2 BIT 0.6 TO IND DF2
AP013
211 + TAR DR1 BIT 0.7 TO IND AP013-DL2
204 + DR2 BIT 0.7 TO IND AP013-DM2

DJ003
000

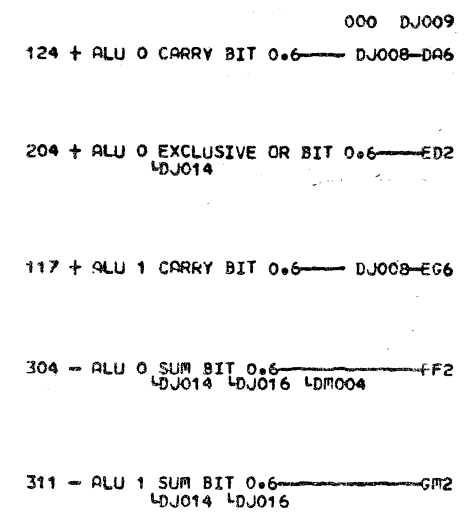



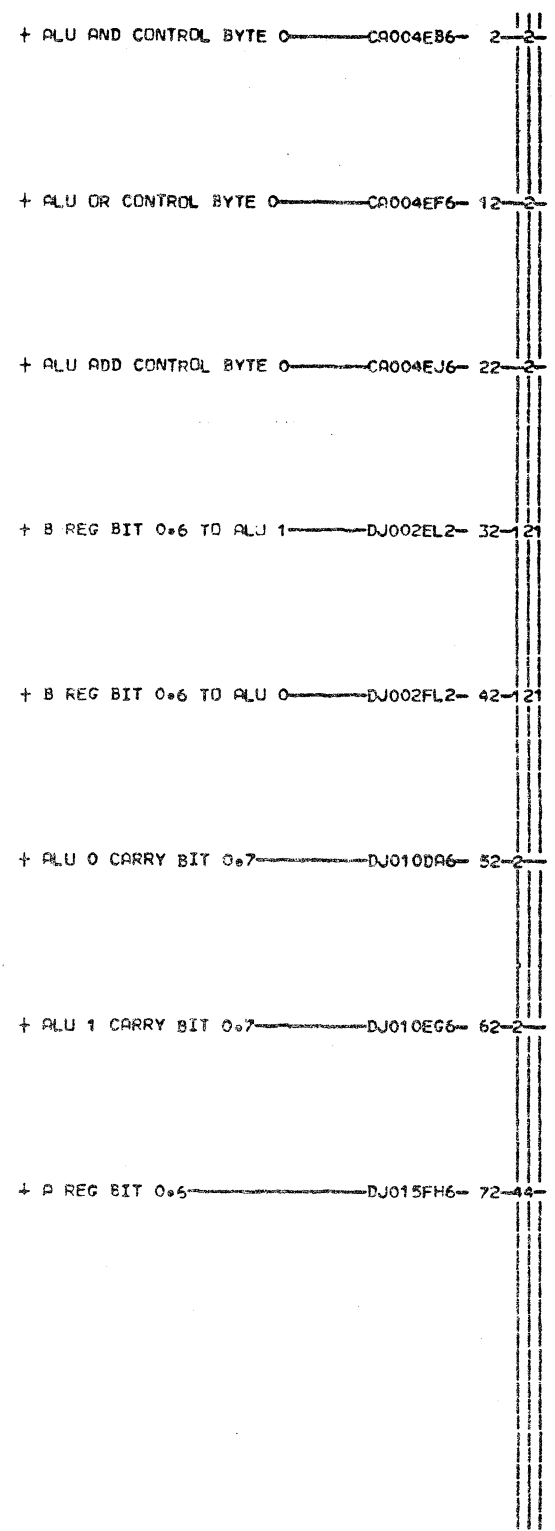
CCU DISPLAY REGISTERS 1 AND 2 BITS 0.5 0.6 AND 0.7	
E.C. HISTORY	E. MACH. 3705
DATE LAST EC	FRAME 01
10-14-60 344270	IBA CORP. SCD DJ003
	P.N. 1839589 000



LCC. TYPE
A-84M2 6802

DJ008
000




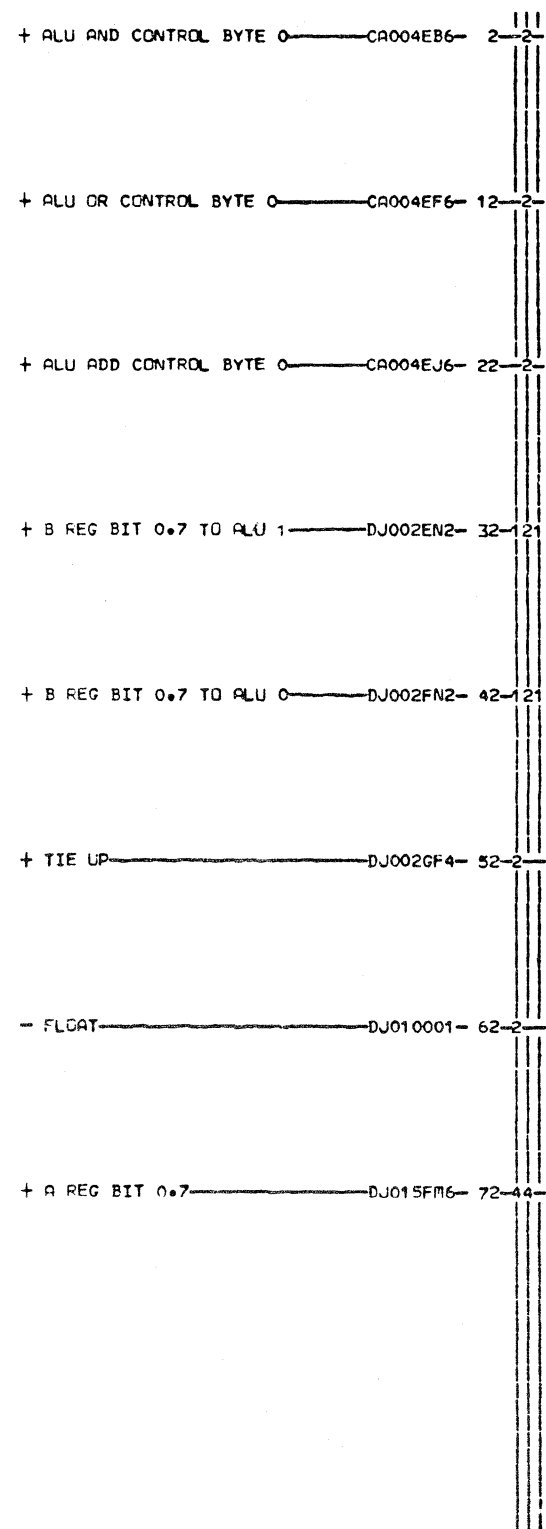
ALU 0 AND ALU 1 BIT 0.5	
E.C. HISTORY	E. ARCH. 3705
FRAME	01
DATE LAST EC	IBR CORP. SCD DJ008
10-14-80 344270	P. No. 1859590 000



LCC. TYPE
A-84R2 6802

DJ009
000

ALU 0 AND ALU 1 BIT 0-6		E-C-HISTORY - E-MACH-3705	
DATE	LAST EC	FRAME	01
10-14-80	344270	IBM CORP-SCD	DJ009
		P-N	1659591 000

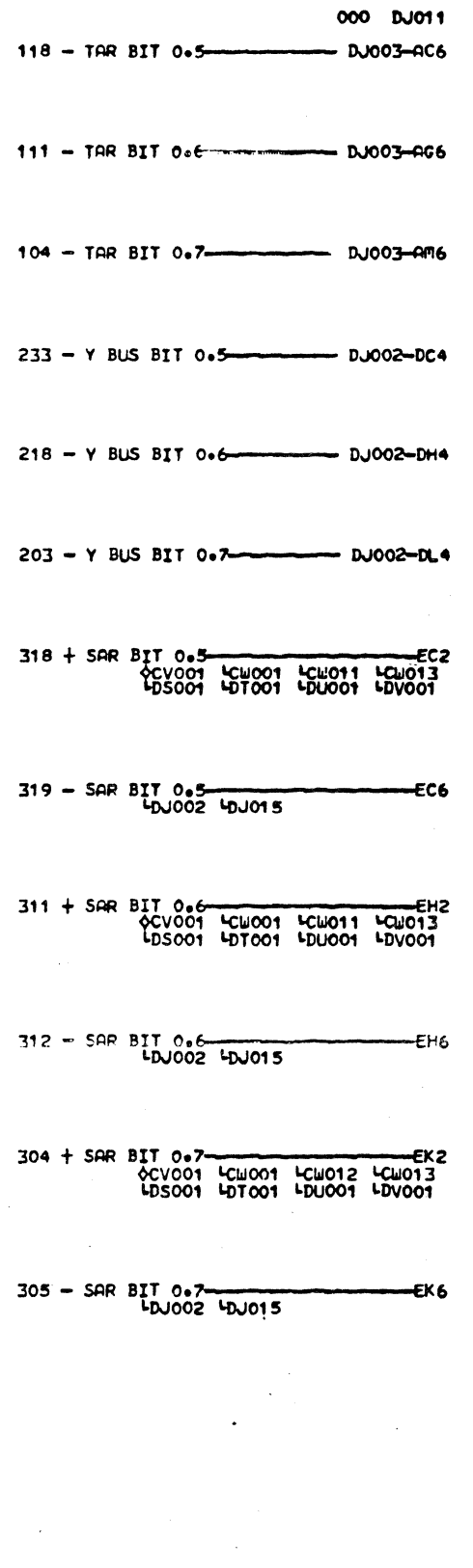

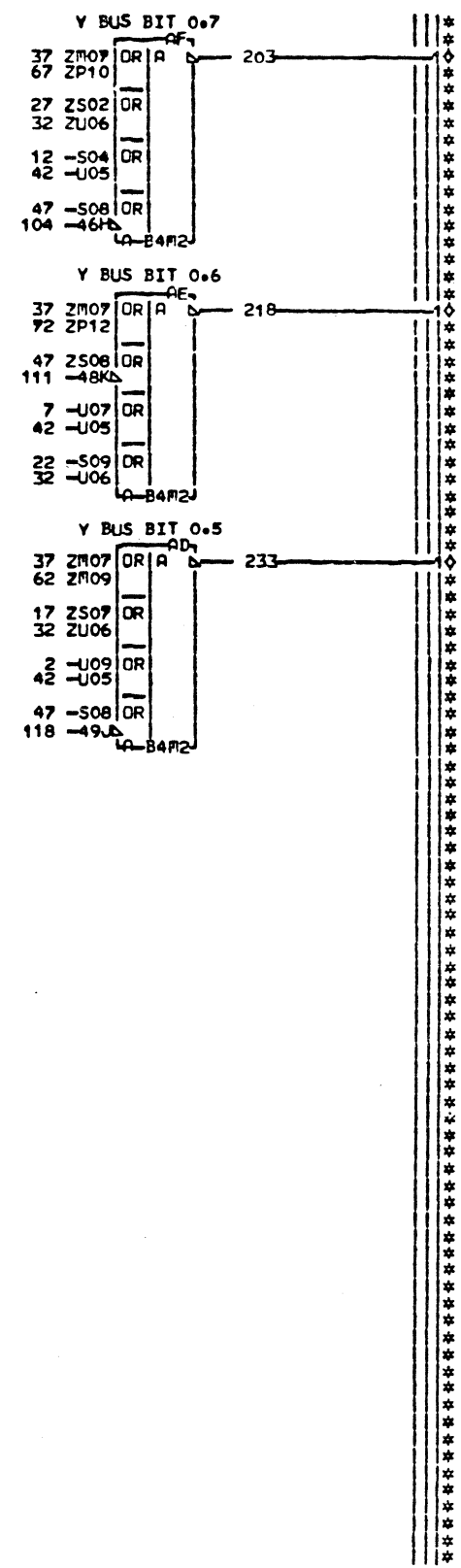

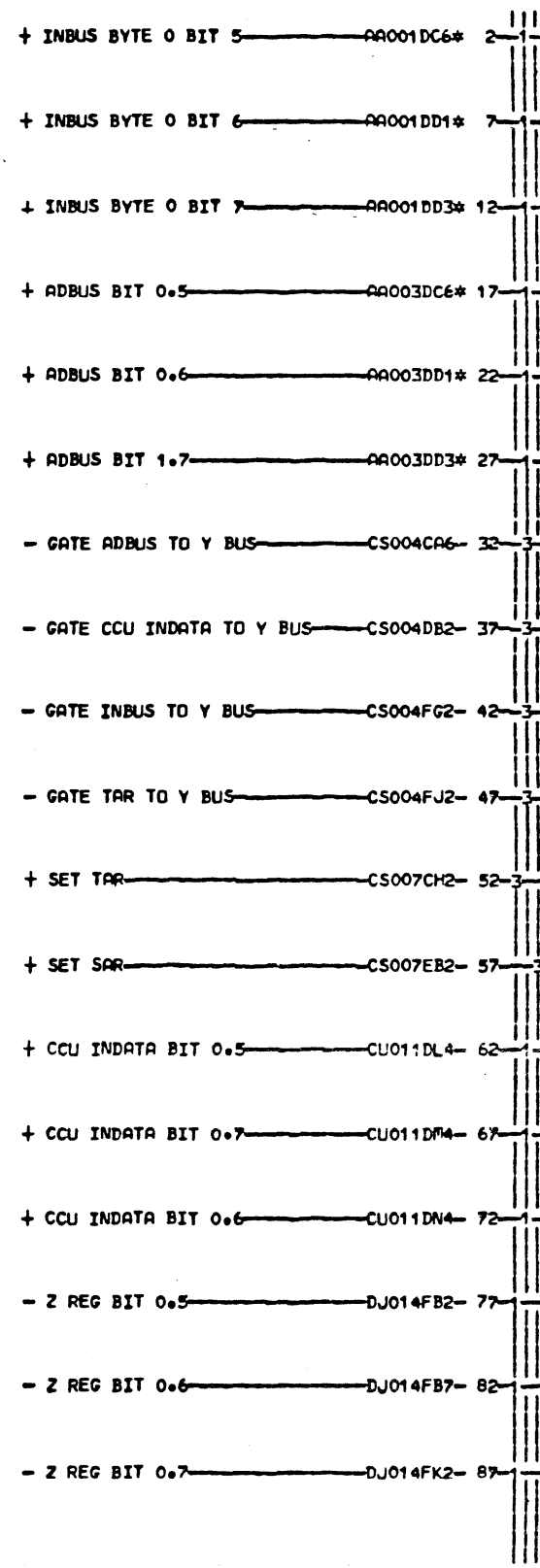


000 DJ010
 124 + ALU 0 CARRY BIT 0..7 — DJ009-DA6
 217 + ALU 0 EXCLUSIVE OR BIT 0..7 — ED2
 DJ014
 117 + ALU 1 CARRY BIT 0..7 — DJ009-EG6
 311 - ALU 0 SUM BIT 0..7 — FF2
 DJ014 DJ016 LDM004
 304 - ALU 1 SUM BIT 0..7 — GM2
 DJ014 DJ016

LOC. TYPE
 A-B4M2 6802

DJ010
 000

ALU 0 AND ALU 1 BIT 0..7	
E.C. HISTORY	E. MACH. 3705
FRAME	01
DATE LAST EC	IBM CORP. SCD DJ010
10-14-80 344270	P.N. 185952 000




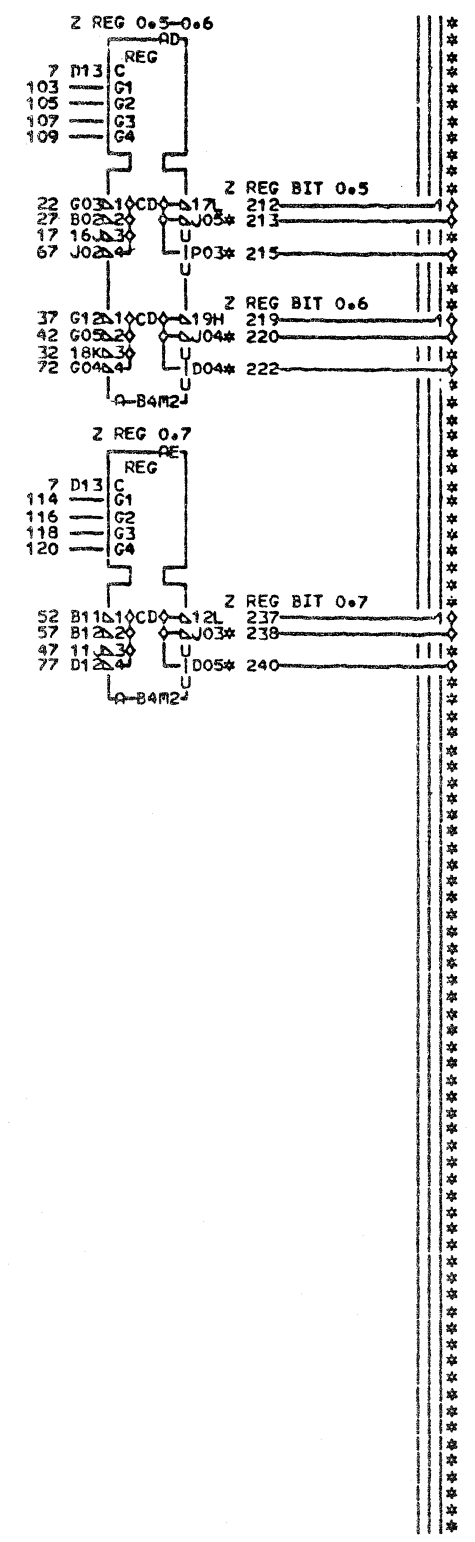

EDGE CONN.
 2 RESISTOR A-B4M2U09
 7 RESISTOR A-B4M2U07
 12 RESISTOR A-B4M2S04
 17 RESISTOR A-B4M2S07
 22 RESISTOR A-B4M2S02

LOC. TYPE
 A-B4M2 6802

DJ011
 000

SAR TAR AND Y BUS ASSEMBLERS	
BITS 0.5-0.7	
E.C. HISTORY	E. MACH. 3705
344270	
DATE	LAST EC
06-02-81	344828
FRAME	01
IBM CORP. SCD	DJ011
P.No. 1859593	000

+ ALU ADD CONTROL BYTE 0 — CA004EJ6 — 2-11
 + T2+T3 SET Z-REG BYTE 0 — CC006FG2 — 7-2
 - Z BUS BITS 0.0-0.7 SELECT 2 — DG976CB2 — 12-2
 + ALU 0 EXCLUSIVE OR BIT 0.5 — DJ008ED2 — 17-1
 - ALU 0 SUM BIT 0.5 — DJ008FF2 — 22-1
 - ALU 1 SUM BIT 0.5 — DJ008GM2 — 27-1
 + ALU 0 EXCLUSIVE OR BIT 0.6 — DJ009ED2 — 32-1
 - ALU 0 SUM BIT 0.6 — DJ009FF2 — 37-1
 - ALU 1 SUM BIT 0.6 — DJ009GM2 — 42-1
 + ALU 0 EXCLUSIVE OR BIT 0.7 — DJ010ED2 — 47-1
 - ALU 0 SUM BIT 0.7 — DJ010FF2 — 52-1
 - ALU 1 SUM BIT 0.7 — DJ010GM2 — 57-1
 - Z BUS BITS 0.5-0.7 SELECT A — DJ016GL6 — 62-2
 - ALU 0 SUM BIT 1.5 — DM008FF2 — 67-1
 - ALU 0 SUM BIT 1.6 — DM009FF2 — 72-1
 - ALU 0 SUM BIT 1.7 — DM010FF2 — 77-1



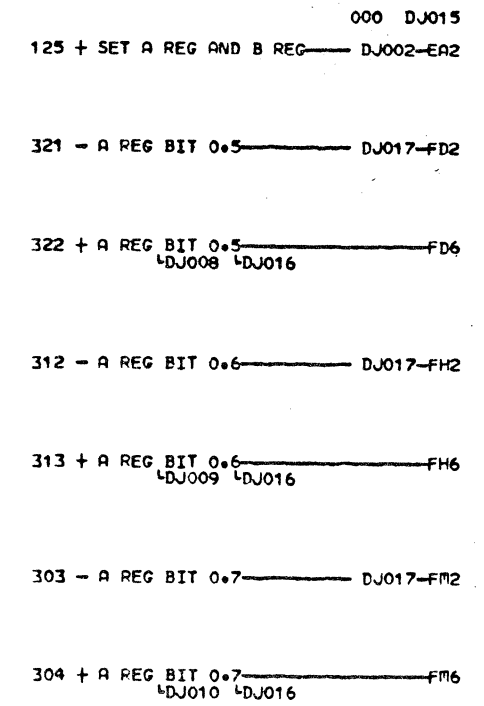



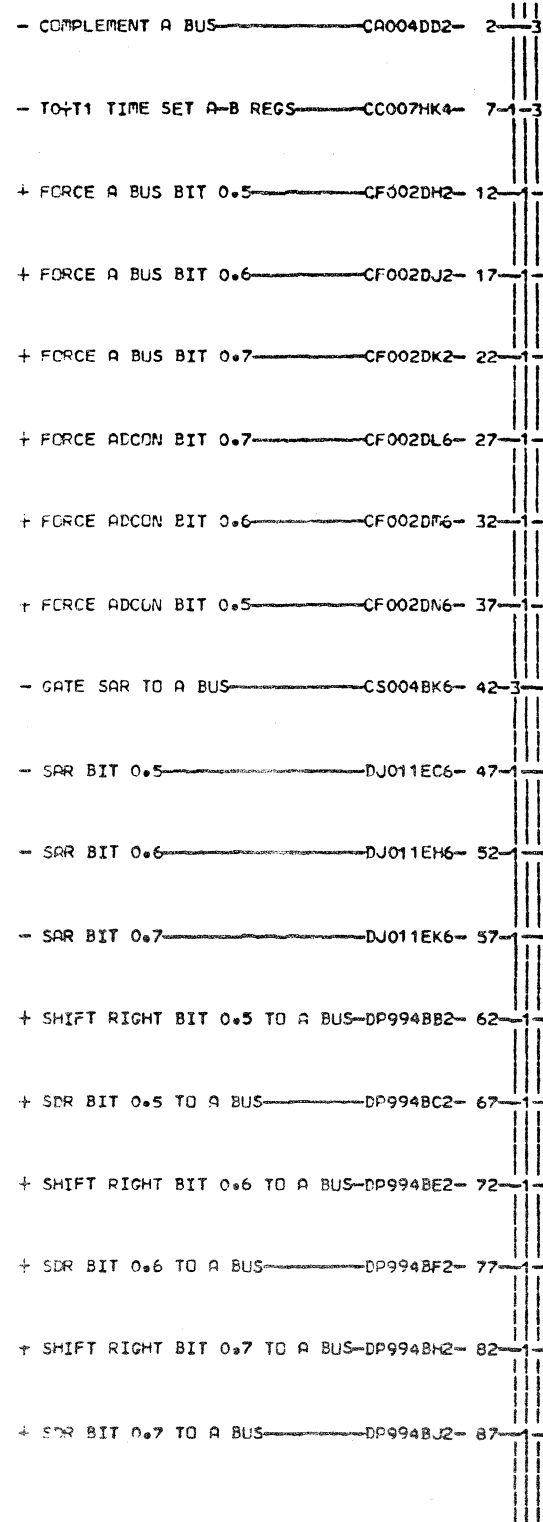
000 DJ014
 126 - ALU ADD CONTROL BYTE 0 — DJ016-AC2
 212 - Z REG BIT 0.5 — FB2
 219 - Z REG BIT 0.6 — FB7
 237 - Z REG BIT 0.7 — FK2
 213 - Z BUS BIT 0.5 — GB6
 215 + OUTBUS BIT 0.5 — AA001-GC2
 220 - Z BUS BIT 0.6 — GF6
 222 + OUTBUS BIT 0.6 — AA001-GG2
 238 - Z BUS BIT 0.7 — GK6
 240 + OUTBUS BIT 0.7 — AA001-GL2
 304 - Z REG BITS 0.5-0.7 ZERO DG974-GM6

EDGE CONN.
 213 A-B4E1D11
 01A-B3E6D02
 215 A-B4U4B10
 220 A-B4E1D13
 01A-B3E6D04
 222 A-B4U4B12
 238 A-B4E1E11
 01A-B3E6E02
 240 A-B4U4B13

LOC. TYPE
 A-B4F2 6802

DJ014
 000

ALU 0 ALU 1 AND Z REG BITS 0.5-0.7		E-MACH.3705	
E-C-HISTORY		FRAME	01
DATE	LAST EC	IBM CORP. SCD	DJ014
10-14-80	244270	P.N. 1859594	000

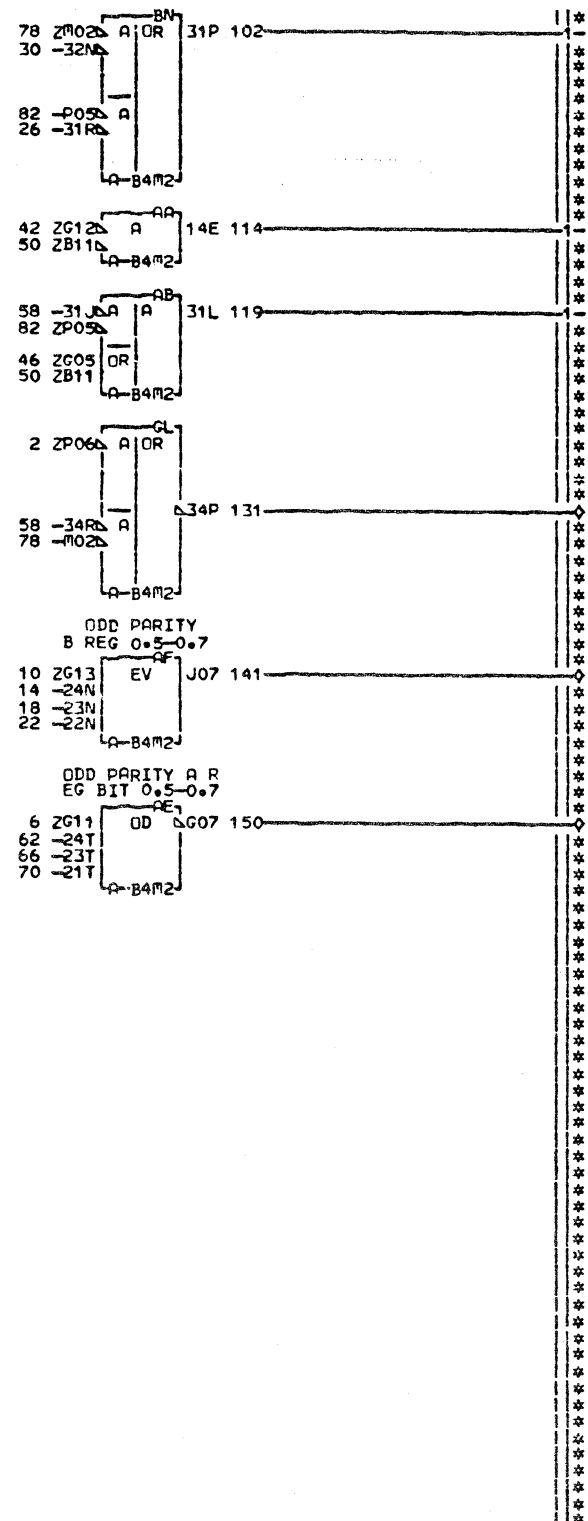


LOC. TYPE
A-B4M2 6802


DJ015
000

A BUS ASSEMBLER BITS 0.5-0.7		E.C. HISTORY — E1 PACH.3705	
DATE LAST EC 10-14-80 344270		FRAME 01	IBM CORP. SCD DJ015
		P.No. 1839595	000

- CROSS LD TO HI-----CA003HL2- 2-1
 + FORCE A REG PARITY ERROR-----CK001GB2- 6-1
 + BYTE 0 TIE UP-----DG002GF4- 10-1
 + B REG BIT 0.5 TO ALU 0-----DJ002FJ2- 14-1
 + B REG BIT 0.6 TO ALU 0-----DJ002FL2- 18-1
 + B REG BIT 0.7 TO ALU 0-----DJ002FN2- 22-1
 + ALU 0 CARRY BIT 0.5-----DJ008DA6- 26-1
 + ALU 1 CARRY BIT 0.5-----DJ008EG6- 30-1
 - ALU 0 SUM BIT 0.5-----DJ008FF2- 34-1
 - ALU 1 SUM BIT 0.5-----DJ008GM2- 38-2
 - ALU 0 SUM BIT 0.6-----DJ009FF2- 42-1
 - ALU 1 SUM BIT 0.6-----DJ009GM2- 46-1
 - ALU 0 SUM BIT 0.7-----DJ010FF2- 50-2
 - ALU 1 SUM BIT 0.7-----DJ010GM2- 54-3
 - ALU ADD CONTROL BYTE 0-----DJ014AC2- 58-2
 + A REG BIT 0.5-----DJ015FD6- 62-1
 + A REG BIT 0.6-----DJ015FH6- 66-1
 + A REG BIT 0.7-----DJ015FM6- 70-1
 + CARRY LA FROM BITS 0.5-0.7-----DJ017DD6- 74-1
 - CARRY LA FROM BITS 1.0-1.4-----DK977EG2- 78-2
 + CARRY LA FROM BITS 1.0-1.4-----DK977EG6- 82-2



LDC TYPE A-B4M2 6802

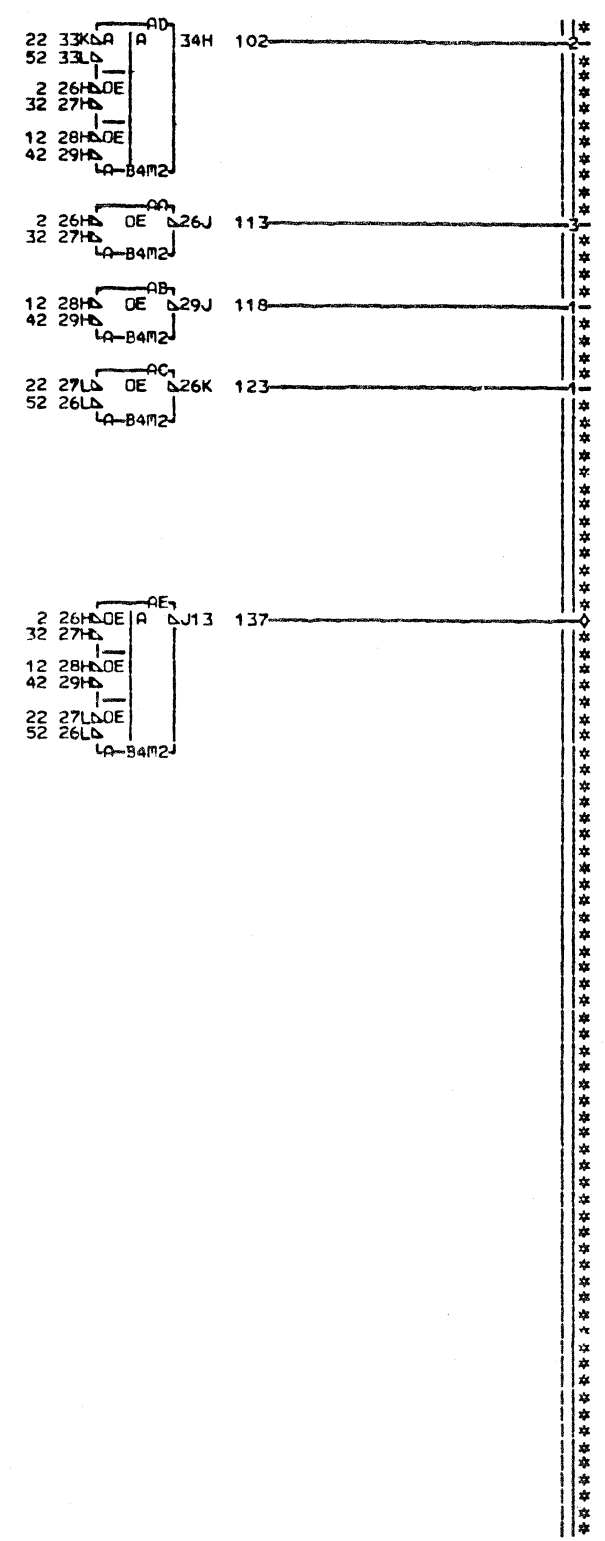


000 DJ016
 222 - ODD PARITY PREDICT 0.5-0.7-----DF8
 LDH016
 204 + ADD ERROR IN BITS 0.5-0.7-----DJ6
 LDC976
 150 - ODD PARITY A REG BIT 0.5-0.7-----FA2
 LDH016
 141 + ODD PARITY B REG 0.5-0.7-----FD2
 LDH016
 131 - Z BUS BITS 0.5-0.7 SELECT A-----GL6
 LDJ014

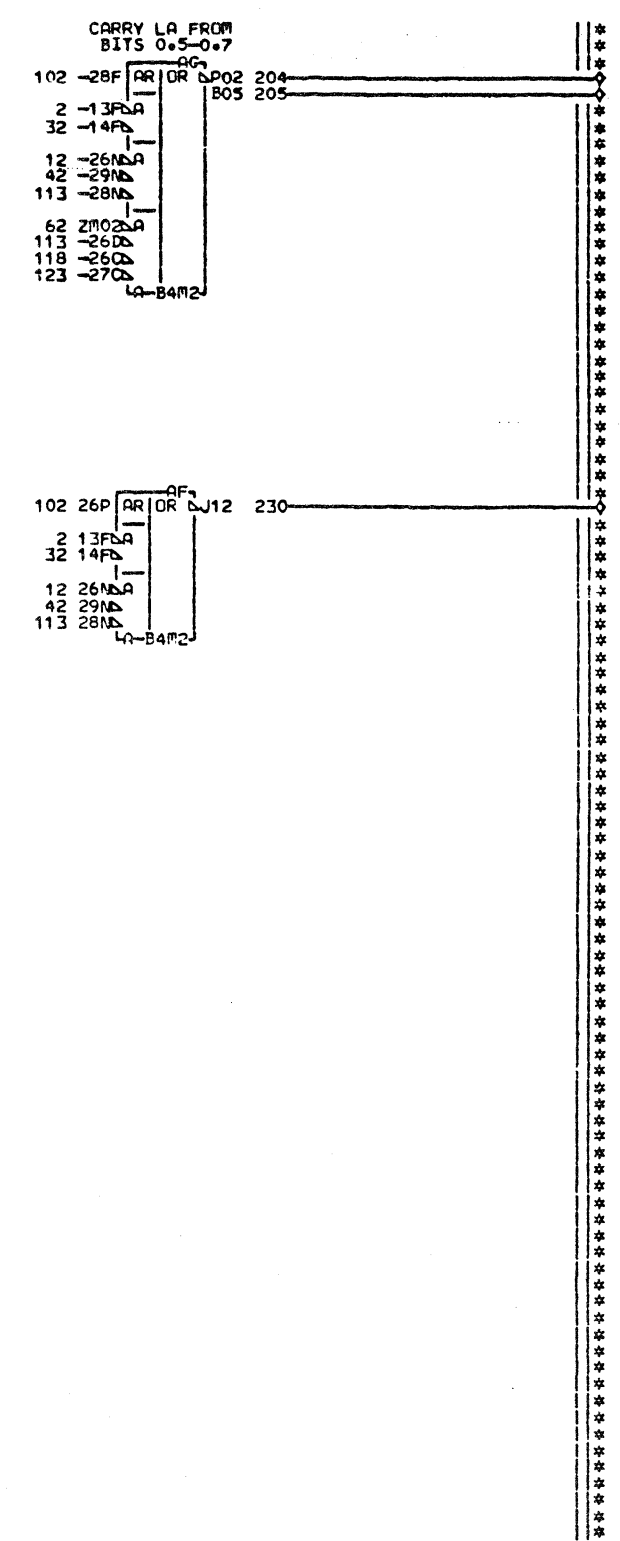
DJ016
000

ALU CHECK BITS 0.5-0.7		E.C.-HISTORY-----E-MACH.3705	
DATE	LAST EC	FRAME	01
10-14-80	344270	IBR CORP.SCD	DJ016
		P.No. 1859596	000

- B REG BIT 0.5 — DJ002DH2 — 2-32
 - B REG BIT 0.6 — DJ002DH5 — 12-32
 - B REG BIT 0.7 — DJ002DH9 — 22-3
 - A REG BIT 0.5 — DJ015FD2 — 32-32
 - A REG BIT 0.6 — DJ015FH2 — 42-32
 - A REG BIT 0.7 — DJ015FM2 — 52-3
 - CARRY LA FROM BITS 1.0-1.4 — DK977EG2 — 62



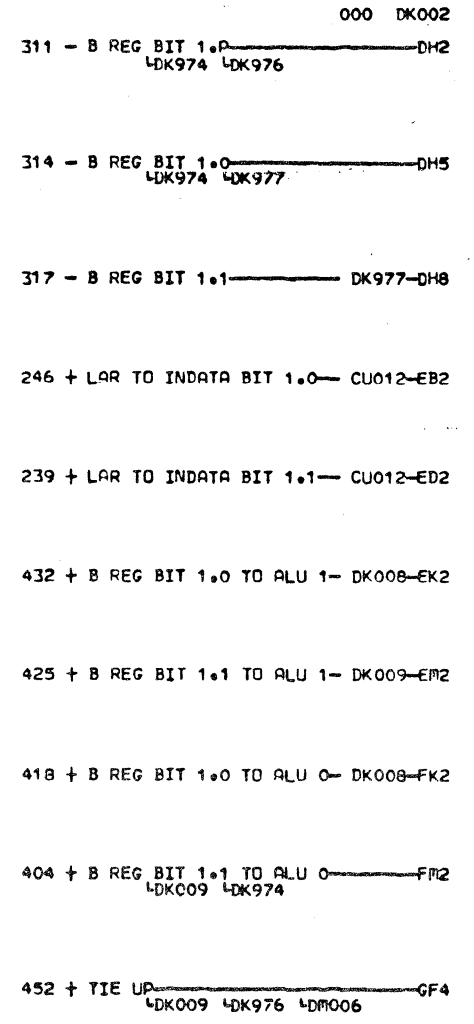
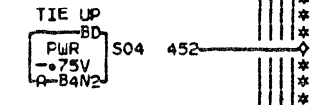
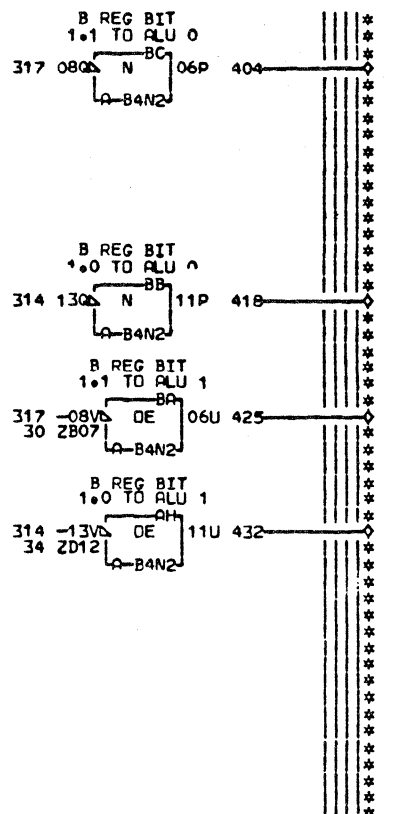
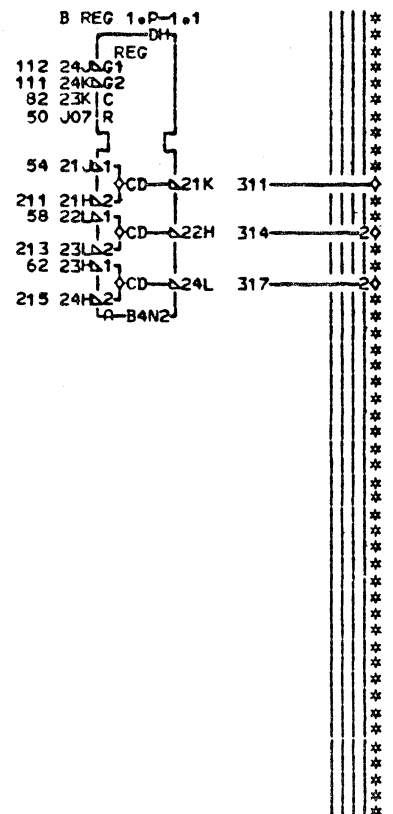
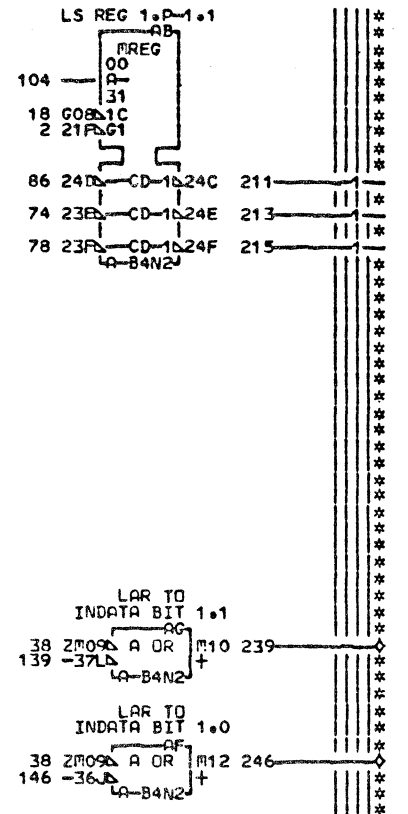
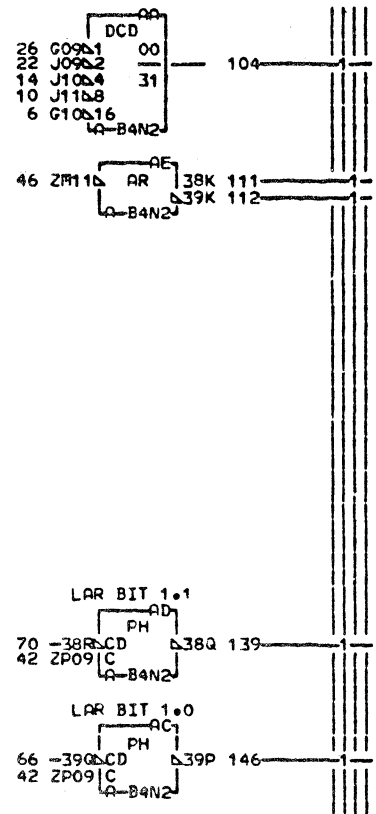
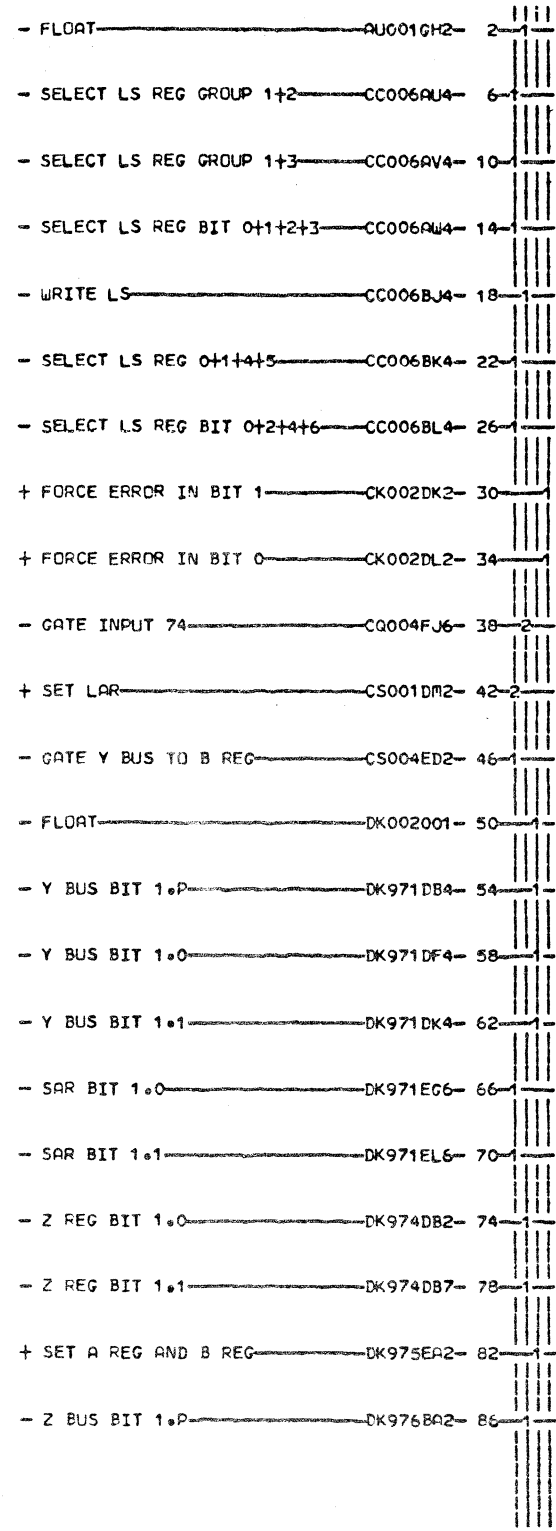
LOC. TYPE
A-B4M2 6802



000 DJ017
 137 TEST POINT — CJ6
 230 TEST POINT — DB2
 204 - CARRY LA FROM BITS 0.5-0.7 — DD2
 LDH016 LDH017
 205 + CARRY LA FROM BITS 0.5-0.7 — DD6
 LDH016 LDJ016

DJ017
000


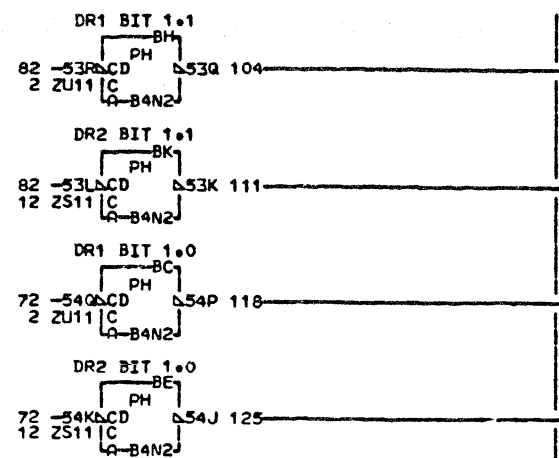
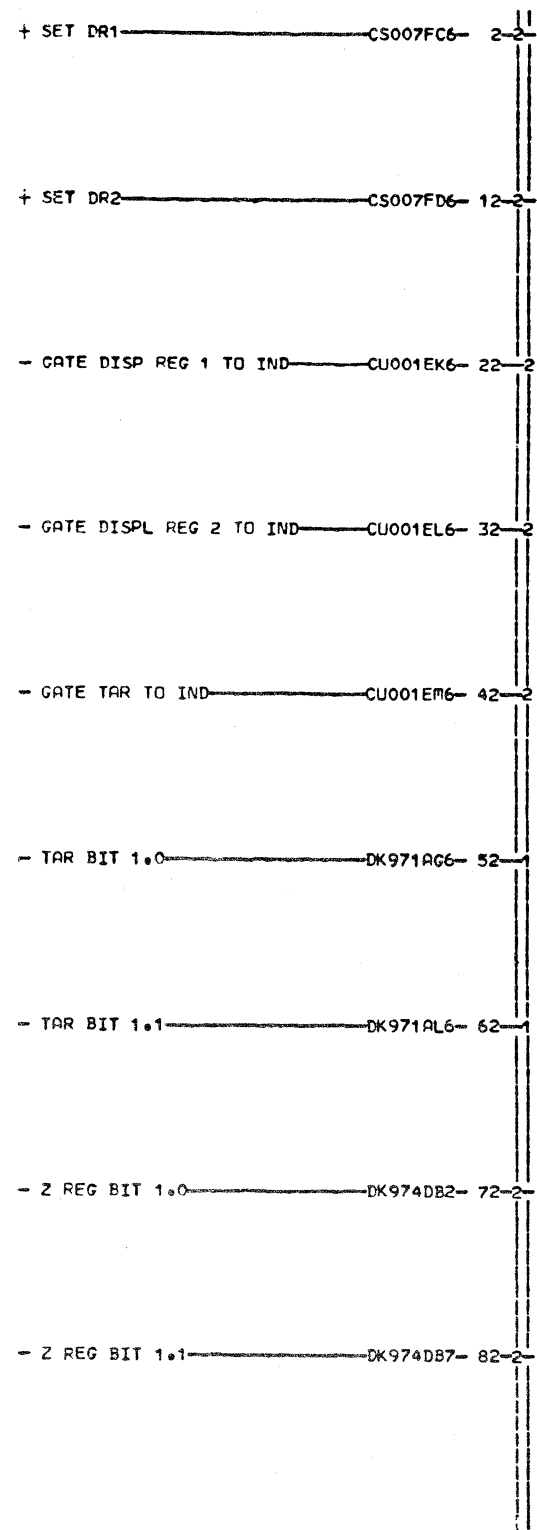
3-BIT CARRY LOOKAHEAD BITS 0.5-0.7		E.PACH.3705	
E.C.-HISTORY		FRAME	01
DATE	LAST EC	IBM CORP.SCD	DJ017
10-14-80	344270	P.N. 1859597	000



LOC. TYPE
A-B4N2 6801

DK002
000

B REG LAR AND LOCAL STORE
BITS 1.0P 1.0 1.1
E.C. HISTORY E MACH. 3705
FRAME 01
DATE LAST EC IBM CORP. SCD DK002
10-14-80 344270 P.No. 1859598 C00

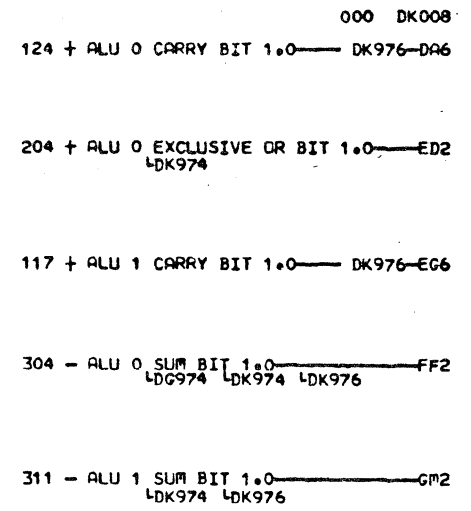



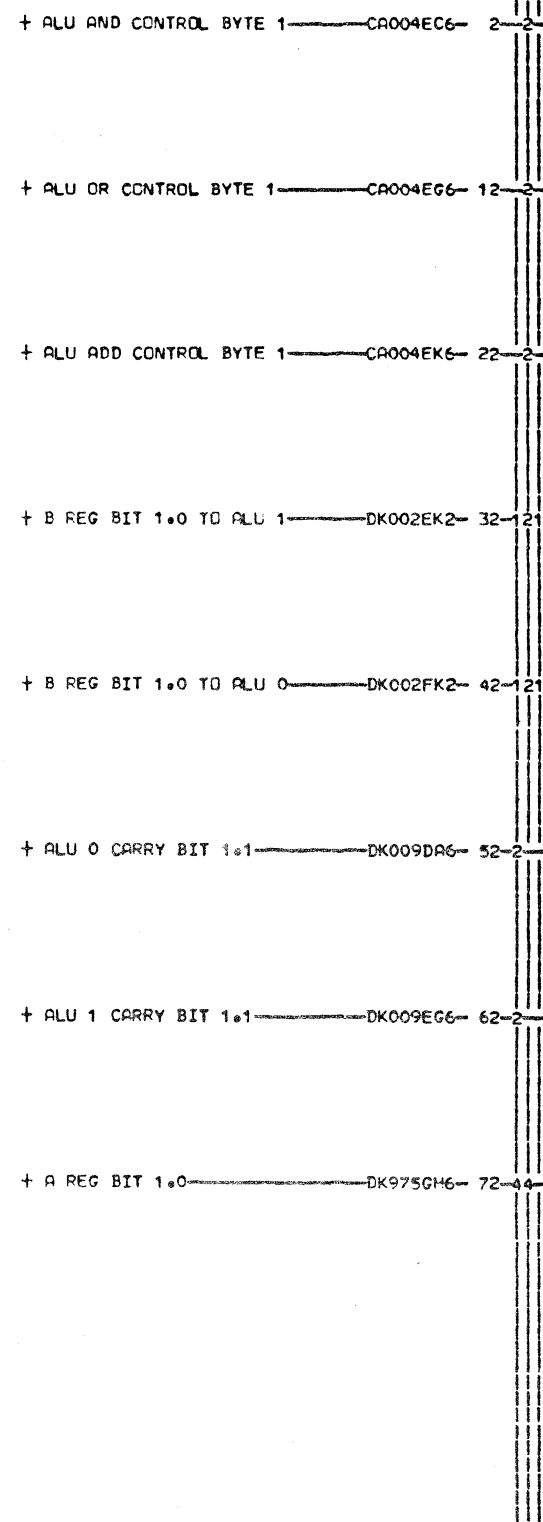


000 DK003
 218 + TAR DR1 DR2 BIT 1.0 TO IND—DC2
 LAP014
 204 + TAR DR1 DR2 BIT 1.1 TO IND—DM2
 LAP014

LDC. TYPE
 A-B4N2 6861

DK003
 000




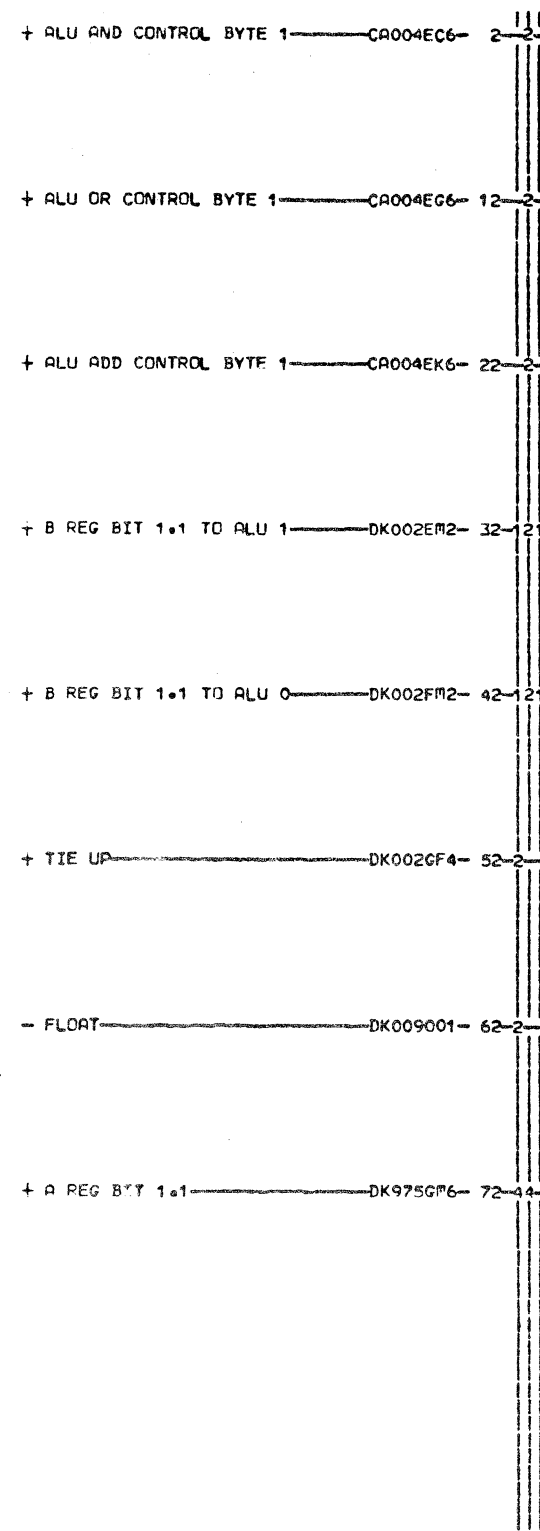
CCU DISPLAY REGISTERS 1 AND 2 BITS 1.0 AND 1.1	
E.C.HISTORY	E.MACH.3705
FRAME	01
DATE	LAST EC
10-14-80	344270
IBR CORP.SCD	DK003
P.No. 1859599	000



LOC. TYPE
A-B4N2 6801

DK008
000

ALU 0 AND ALU 1 BIT 1.0	
E.C. HISTORY	FRACH.3705
DATE LAST EC	FRAME 01
10-14-80 344270	IBA CORP. SCD DK008
	PeN. 1859600 000



000 DK009

124 + ALU 0 CARRY BIT 1.1 — DK008-DA6

217 + ALU 0 EXCLUSIVE OR BIT 1.1 — ED2
LDK974

117 + ALU 1 CARRY BIT 1.1 — DK008-EG6

311 - ALU 0 SUM BIT 1.1 — FF2
LDK974 LDK974 LDK976

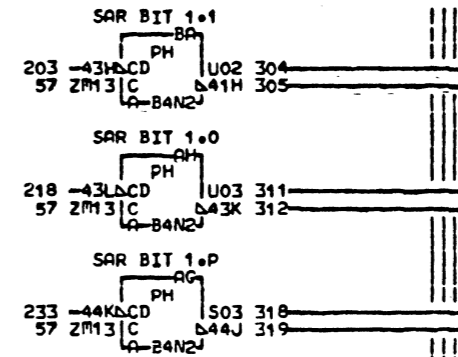
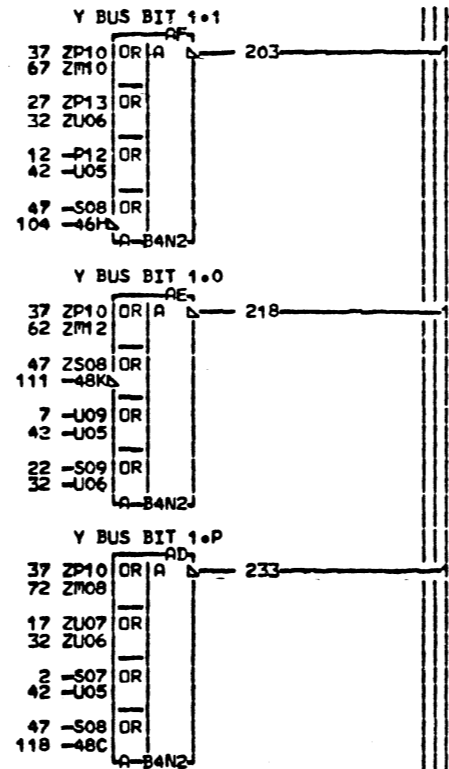
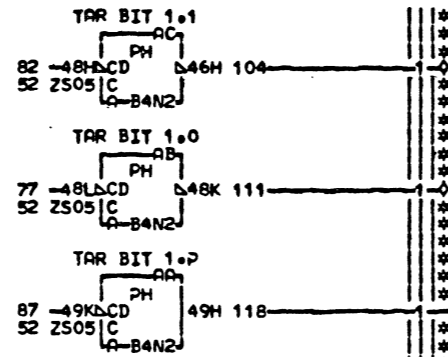
304 - ALU 1 SUM BIT 1.1 — GM2
LDK974 LDK976

LOC. TYPE
A-B4N2 6801

DK009
000

ALU 0 AND ALU 1 BIT 1.1		EACH.3705	
E.C. HISTORY		FRAME	01
DATE	LAST EC	IBM CORP. SCD	DK009
10-14-80	344270	P.No. 1859601	000

+ INBUS BYTE 1 BIT P — AA001DD5* 2
 + INBUS BYTE 1 BIT 0 — AA001DD7* 7
 + INBUS BYTE 1 BIT 1 — AA001DE2* 12
 + ADBUS BIT 1.0P — AA003DD5* 17
 + ADBUS BIT 1.0 — AA003DD7* 22
 + ADBUS BIT 1.1 — AA003DE2* 27
 - GATE ADBUS TO Y BUS — CS004CA6- 32
 - GATE CCU INDATA TO Y BUS — CS004DB2- 37
 - GATE INBUS TO Y BUS — CS004F62- 42
 - GATE TAR TO Y BUS — CS004FJ2- 47
 + SET TAR — CS007CH2- 52
 + SET SAR — CS007EB2- 57
 + CCU INDATA BIT 1.0 — CU012DC4- 62
 + CCU INDATA BIT 1.1 — CU012DD4- 67
 + CCU INDATA BIT 1.0P — CU013GF6* 72
 - Z REG BIT 1.0 — DK974DB2- 77
 - Z REG BIT 1.1 — DK974DB7- 82
 - Z BUS BIT 1.0P — DK976BA2- 87



000 DK971

111 - TAR BIT 1.0 — DK003-AG6
 104 - TAR BIT 1.1 — DK003-AL6
 233 - Y BUS BIT 1.0P — DK002-DB4
 218 - Y BUS BIT 1.0 — DK002-DF4
 203 - Y BUS BIT 1.1 — DK002-DK4
 318 + SAR BIT 1.0P — DS001-EC2
 319 - SAR BIT 1.0P — DK975-EC6
 311 + SAR BIT 1.0 — EG2
 ↳ CW002 ↳ CW012 ↳ CW014 ↳ DS001
 ↳ DT001 ↳ DU001 ↳ DV001
 312 - SAR BIT 1.0 — EG6
 ↳ DK002 ↳ DK975
 304 + SAR BIT 1.1 — EL2
 ↳ CW002 ↳ CW012 ↳ CW014 ↳ DS001
 ↳ DT001 ↳ DU001 ↳ DV001
 305 - SAR BIT 1.1 — EL6
 ↳ DK002 ↳ DK975



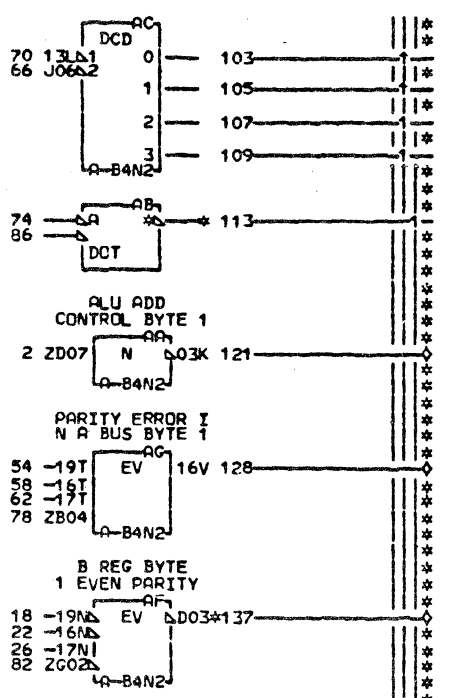
EDGE CONN. 2 RESISTOR A-B4N2S09
 A-B4N2S07 27 RESISTOR A-B4N2P13
 7 RESISTOR A-B4N2U09
 A-B4N2U09 72 RESISTOR A-B4N2M08
 12 RESISTOR A-B4N2P12
 17 RESISTOR A-B4N2U07
 22 RESISTOR

LOC. TYPE
 A-B4N2 6801

DK971
 000

SAR TAR AND Y BUS ASSEMBLER
 BITS 1.0P-1.1
 -E.C.-HISTORY- E-MACH. 3705
 344270
 DATE LAST EC 06-02-81 344828
 FRAME 01
 IBM CORP. SCD P.No. 1859602 DK971
 000

+ ALU ADD CONTROL BYTE 1 — CA004EK6 — 2-1
 + T2+T3 SET Z-REG BYTE 1 — CC006FG3* — 6-1
 - ALU 0 SUM BIT 0.0 — DG008FF2 — 10-1
 - ALU 0 SUM BIT 0.1 — DG009FF2 — 14-1
 - B REG BIT 1.0 — DK002DH2 — 18-1
 - B REG BIT 1.1 — DK002DH2 — 22-1
 + B REG BIT 1.1 TO ALU 0 — DK002FM2 — 26-1
 + ALU 0 EXCLUSIVE OR BIT 1.0 — DK008ED2 — 30-1
 - ALU 0 SUM BIT 1.0 — DK008FF2 — 34-1
 - ALU 1 SUM BIT 1.0 — DK008GM2 — 38-1
 + ALU 0 EXCLUSIVE OR BIT 1.1 — DK009ED2 — 42-1
 - ALU 0 SUM BIT 1.1 — DK009FF2 — 46-1
 - ALU 1 SUM BIT 1.1 — DK009GM2 — 50-1
 + A REG BIT 1.0 — DK975GD6 — 54-1
 + A REG BIT 1.1 — DK975GH6 — 58-1
 + A REG BIT 1.2 — DK975GM6 — 62-1
 - Z BUS BITS 1.0-1.7 SELECT 2 — DK976CB2 — 66-1
 - Z BUS BITS 1.0-1.1 SELECT 1 — DK976CC2 — 70-1
 - Z BUS BITS 1.2-1.4 ZERO — DL004GM6 — 74-1
 + ODD PARITY A REG BIT 1.2-1.7 — DL006FA2 — 78-1
 - ODD PARITY B REG 1.2-1.7 — DL006FD2 — 82-1
 - Z BUS BITS 1.5-1.7 ZERO — DP004GM6 — 86-1



000 DK974

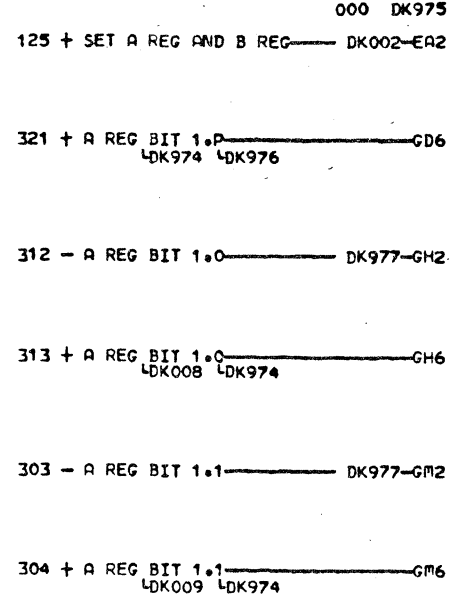



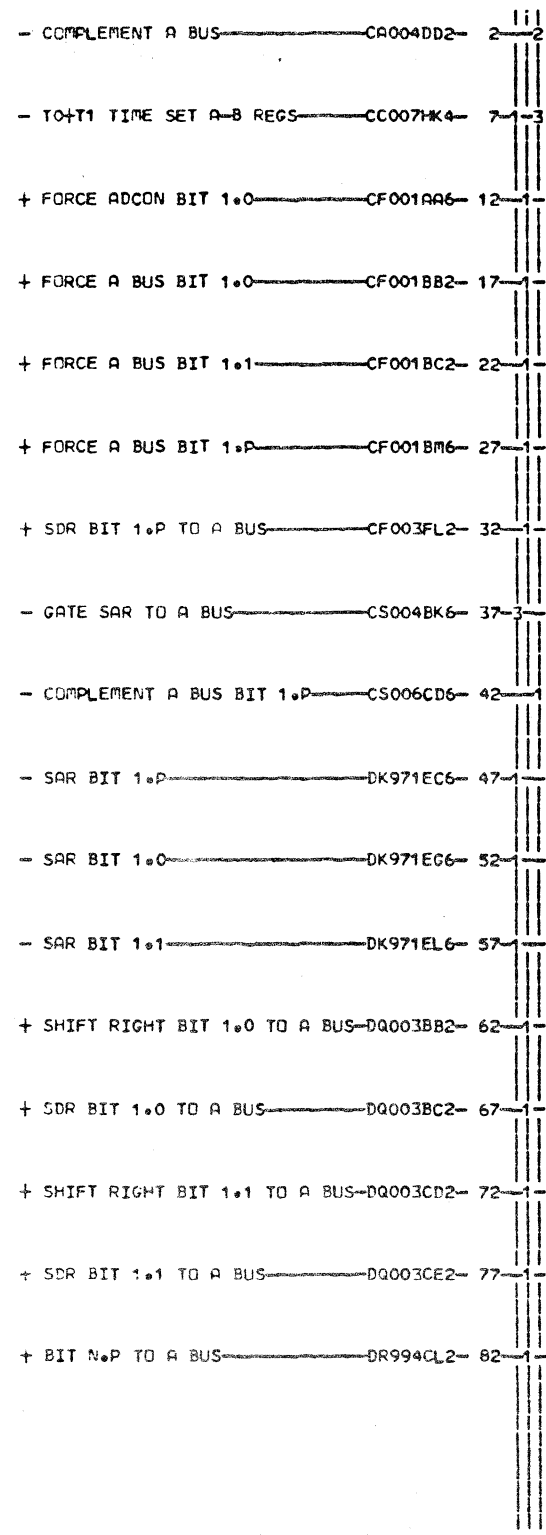
121 - ALU ADD CONTROL BYTE 1 — DK976-AC2
 212 - Z REG BIT 1.0 — DB2
 LDK002 LDK003 LDK971
 218 - Z REG BIT 1.1 — DB7
 LDK002 LDK003 LDK971
 213 - Z BUS BIT 1.0 — EB6
 LCK001 LCR001 LCU005 LCX009
 LDK976 LDQ001
 219 - Z BUS BIT 1.1 — EH6
 LCK001 LCP002 LCR001 LCU006
 LCU014 LCX009 LDK976 LDQ001
 304 - Z BUS BYTE 1 ZERO — C2001-FK6
 137 - B REG BYTE 1 EVEN PARITY — GG2
 LCK003 LC0002
 128 + PARITY ERROR IN A BUS BYTE 1 — GM2
 LDK976

EDGE CONN. 01A-B3F6B04
 6 RESISTOR 304 RESISTOR
 A-B4N2D13 A-B3G2J05
 113 RESISTOR 01A-B4N6D04
 A-B4N2D02 01A-B3N1D13
 137 A-B4K6A04
 01A-B3K1A13
 213 A-B4F1B11
 01A-B3F6B02
 219 A-B4F1B13

LCC. TYPE
 A-B3G2 Y702
 A-B4N2 6801

DK974
 000

ALU 0 ALU 1 AND Z REG
 BITS 1.0-1.1
 -E-C-HISTORY- E-MACH-3705
 FRAME 01
 IBR CORP. SCD DK974
 DATE LAST EC P.N. 1859603 000
 10-14-80 344270



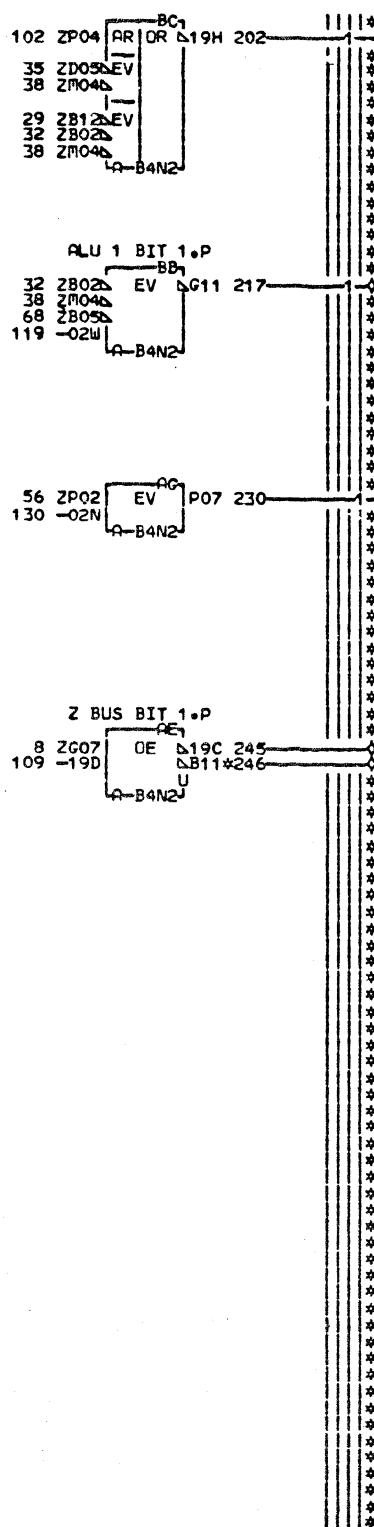
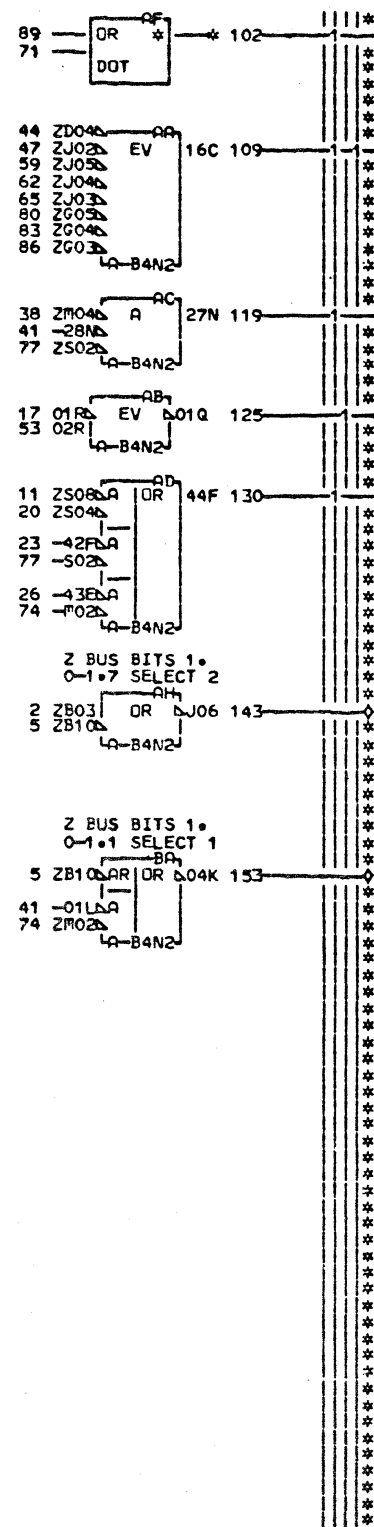


LOC. TYPE
A-B4N2 6801

DK975
000

A BUS ASSEMBLER BITS 1.0-1.1		E-PACH#3705	
E-Co-HISTORY		FRAME	01
DATE	LAST EC	IBA CORP-SCD	DK975
10-14-80	344270	P.No. 1859604	000

+ EXCLUSIVE OR ALL CA003HE6 2-1-2
 - CROSS HI TO LO CA003HH2 5-2-2
 + FORCE Z BUS PARITY ERROR CK001GF2 8-1-1
 - GATE TAR TO Y BUS CS004FJ2 11-1-1
 - ALU 1 BIT 0.P DG976CG2 14-1-1
 - B REG BIT 1.P DK002DH2 17-1-1
 + TIE UP DK002GF4 20-1-1
 + ALU 0 CARRY BIT 1.0 DK008DA6 23-1-1
 + ALU 1 CARRY BIT 1.0 DK008EG6 26-1-1
 - ALU 0 SUM BIT 1.0 DK008FF2 29-1-1
 - ALU 1 SUM BIT 1.0 DK008GM2 32-1-1
 - ALU 0 SUM BIT 1.1 DK009FF2 35-1-1
 - ALU 1 SUM BIT 1.1 DK009GM2 38-1-1
 - ALU ADD CONTROL BYTE 1 DK974AC2 41-2-1
 - Z BUS PIT 1.0 DK974EB6 44-1-1
 - Z BUS BIT 1.1 DK974EH6 47-1-1
 + PARITY ERROR IN A BUS BYTE 1 DK974GM2 50-1-1
 + A REG BIT 1.P DK975GD6 53-1-1
 + CARRY LA FROM BITS 1.0-1.4 DK977EG6 56-1-1
 - Z BUS BIT 1.2 DL004GB6 59-1-1
 - Z BUS BIT 1.3 DL004GF6 62-1-1
 - Z BUS BIT 1.4 DL004GK6 65-1-1
 - ODD PARITY PREDICT 1.2-1.7 DL006DF8 68-1-1
 + ADD ERROR IN BITS 1.2-1.4 DL006DJ6 71-1-1
 - CARRY LA FROM BITS 1.2-1.4 DL007DD2 74-2-1
 + CARRY LA FROM BITS 1.2-1.4 DL007DD6 77-2-1
 - Z BUS BIT 1.5 DM004GB6 80-1-1
 - Z BUS BIT 1.6 DM004GF6 83-1-1
 - Z BUS BIT 1.7 DM004GK6 86-1-1
 + ADD ERROR IN BITS 1.5-1.7 DM006DJ6 89-1-1







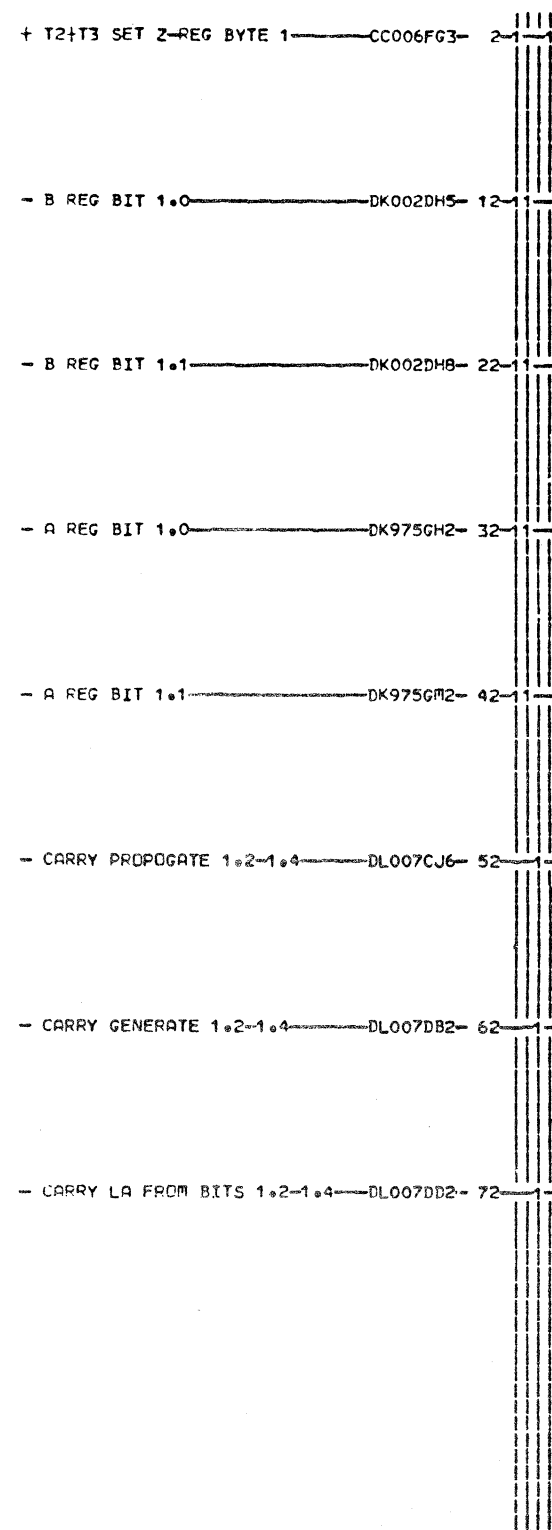
000 DK976
 245 - Z BUS BIT 1.P BA2
 LDK002 LDK971
 143 - Z BUS BITS 1.0-1.7 SELECT 2 CB2
 LDK974 LDK004 LDK004
 153 - Z BUS BITS 1.0-1.1 SELECT 1 CC2
 LDK974
 217 - ALU 1 BIT 1.P DG976-CG2
 246 - Z BUS BIT 1.P EA6
 LDK002 LDK992
 404 + ALU+REG+ZBUS BYTE 1 ERROR EJ6
 LCK003

EDGE CONN.
 102 RESISTOR
 A-B4N2P04
 246 A-B4F1A13
 01A-B3F6A04
 404 RESISTOR
 A-B3N2J11
 01A-B4H6A02
 01A-B3H1A11

LOC. TYPE
 A-B3N2 6819
 A-B4N2 6801

DK976
 000

ALU CHECK
 BITS 1.P-1.1
 E.C.-HISTORY E-RACH-3705
 FRAME 01
 IBM CORP.SCD DK976
 DATE LAST EC
 10-14-80 344270 P.No. 1859605 000

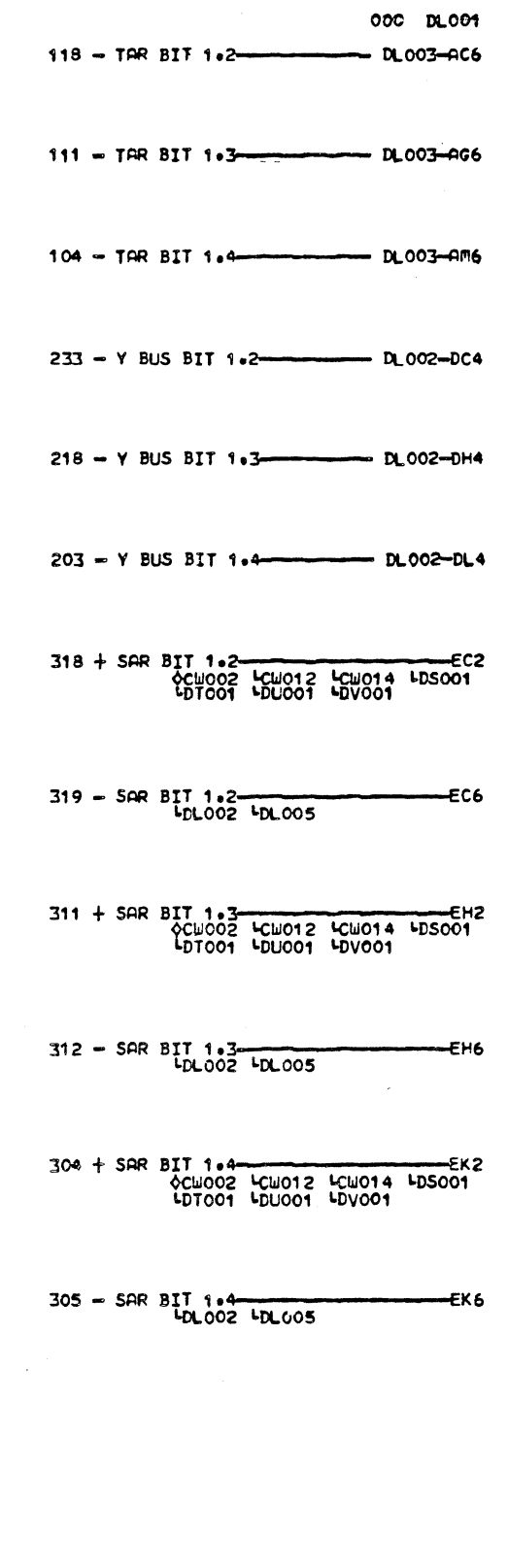

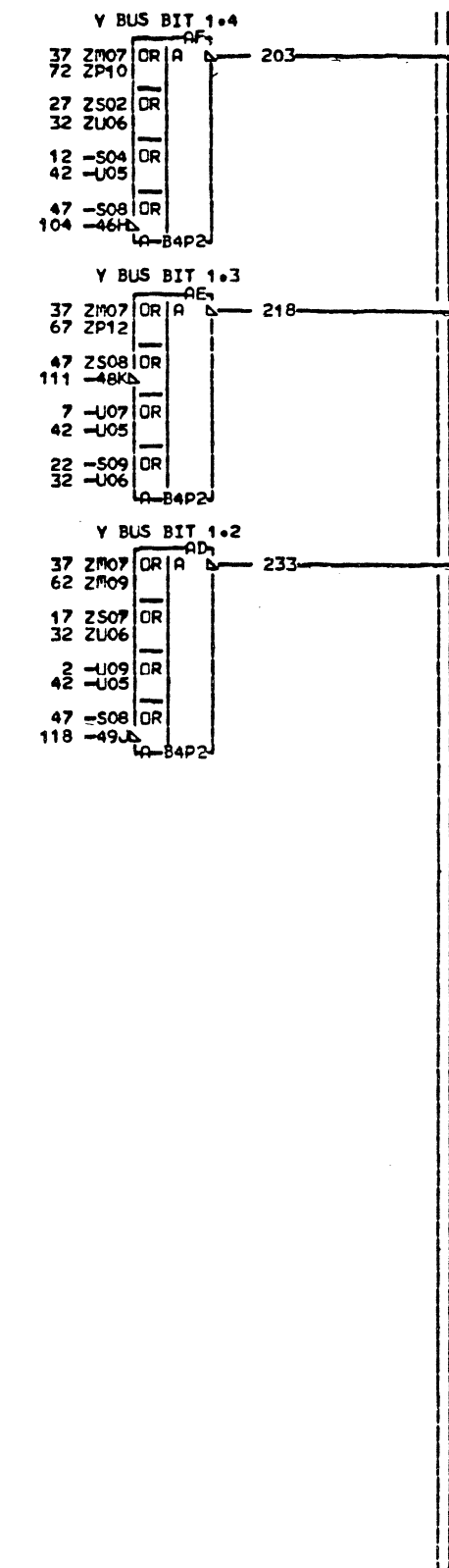

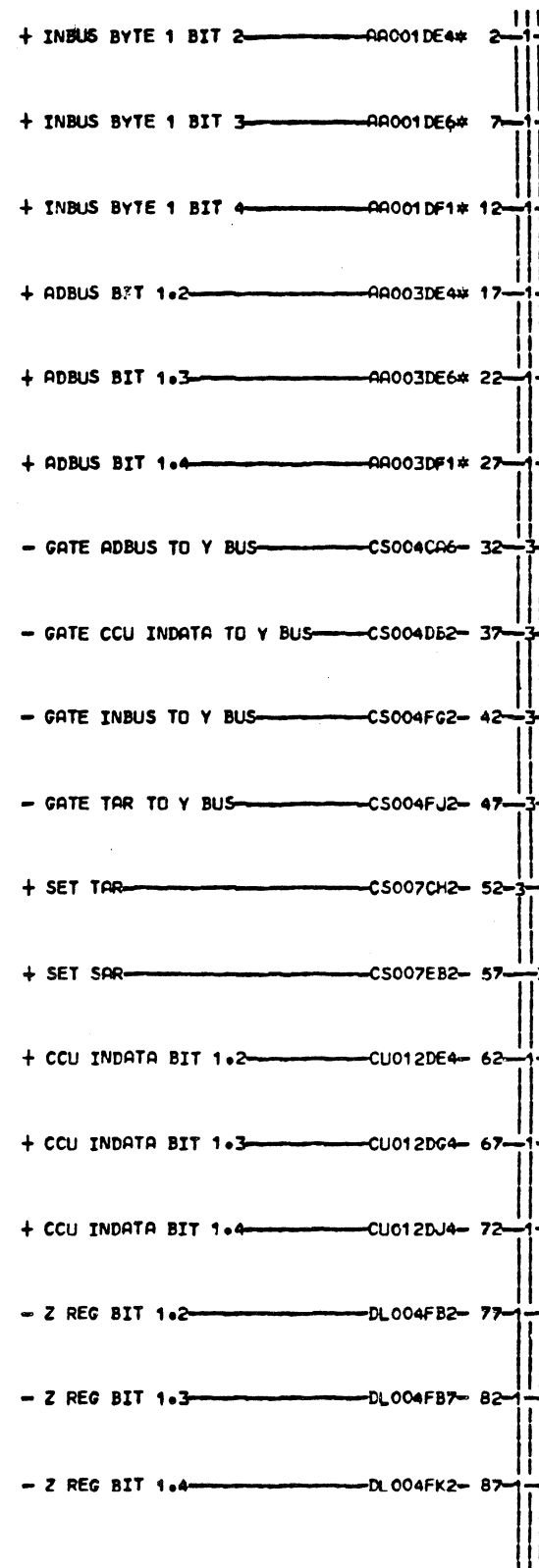


EDGE CONN.
406 A-B4K1B13
01A-B3K6B04

LOC. TYPE
A-B4N2 6801

DK977
000

5-BIT CARRY LOOKAHEAD	
BITS 1.0-1.1	
E-C-HISTORY	E-RACH-3705
FRAME	01
DATE LAST EC	IBM CORP. SCD DK977
10-14-80 344270	P.N. 1859606 000



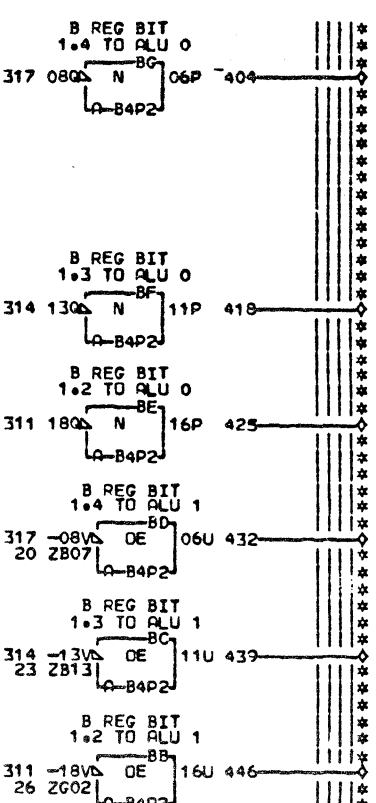
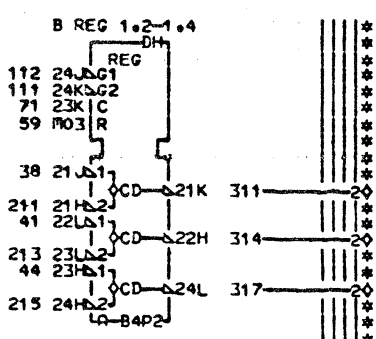
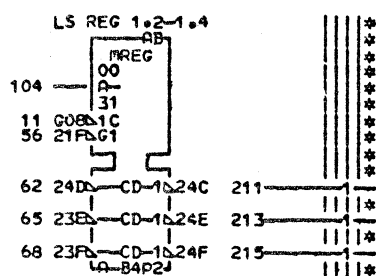
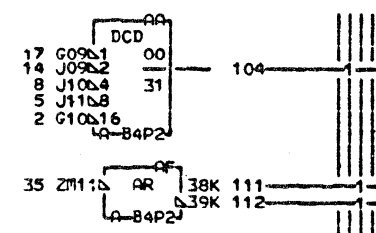
EDGE CONN.
 2 RESISTOR
 A-B4P2U09
 7 RESISTOR
 A-B4P2U07
 12 RESISTOR
 A-B4P2S04
 17 RESISTOR
 A-B4P2S07
 22 RESISTOR

LCC TYPE
 A-B4P2 6802

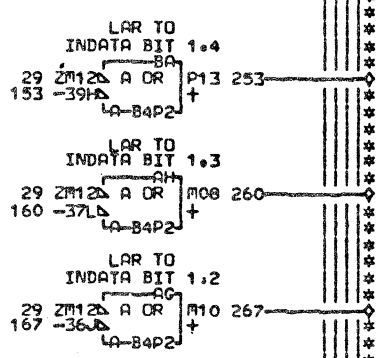
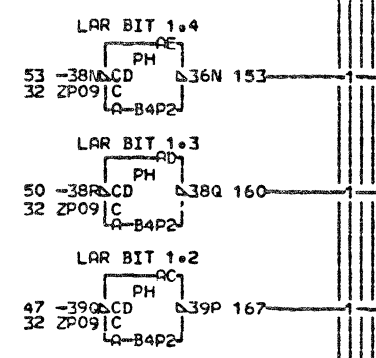
DL001
 000

SAR TAR AND Y BUS ASSEMBLERS
 BITS 1.2-1.4
 E.C. HISTORY — E.PACH#3705
 344270
 DATE LAST EC 06-02-81 344828
 FRAME 01
 IBM CORP.SCD DL001
 P.N. 1859607 000

- SELECT LS REG GROUP 1+2 — CC006AU4 — 2-1
- SELECT LS REG GROUP 1+3 — CC006AV4 — 5-1
- SELECT LS REG BIT 0+1+2+3 — CC006AW4 — 8-1
- WRITE LS — CC006BJ4 — 11-1
- SELECT LS REG 0+1+4+5 — CC006BK4 — 14-1
- SELECT LS REG BIT 0+2+4+6 — CC006BL4 — 17-1
- + FORCE ERROR IN BIT 4 — CK002DD2 — 20-1
- + FORCE ERROR IN BIT 3 — CK002DH2 — 23-1
- + FORCE ERROR IN BIT 2 — CK002DJ2 — 26-1
- GATE INPUT 74 — CQ004FJ6 — 29-3
- + SET LAR — CS001DM2 — 32-3
- GATE Y BUS TO B REG — CS004ED2 — 35-1
- Y BUS BIT 1+2 — DL001DC4 — 38-1
- Y BUS BIT 1+3 — DL001DH4 — 41-1
- Y BUS BIT 1+4 — DL001DL4 — 44-1
- SAR BIT 1+2 — DL001EC6 — 47-1
- SAR BIT 1+3 — DL001EH6 — 50-1
- SAR BIT 1+4 — DL001EK6 — 53-1
- SELECT FLOAT — DL002002 — 56-1
- FLOAT — DL002003 — 59-1
- Z REG BIT 1+2 — DL004FB2 — 62-1
- Z REG BIT 1+3 — DL004FB7 — 65-1
- Z REG BIT 1+4 — DL004FK2 — 68-1
- + SET A REG AND B REG — DL005EA2 — 71-1



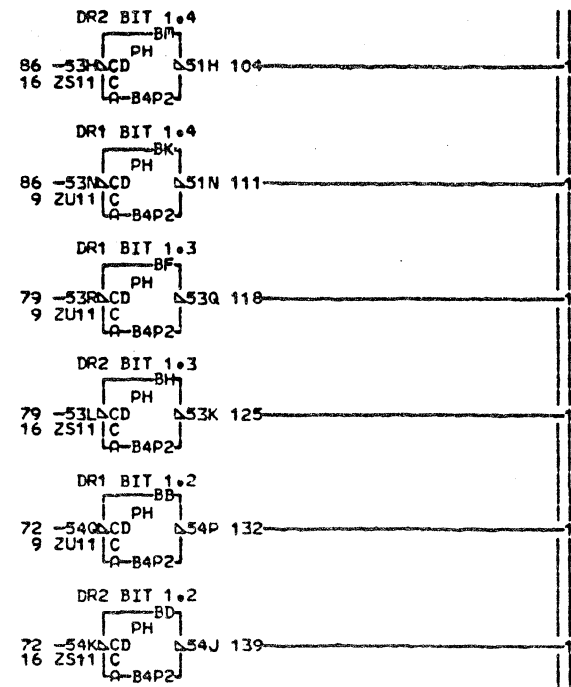
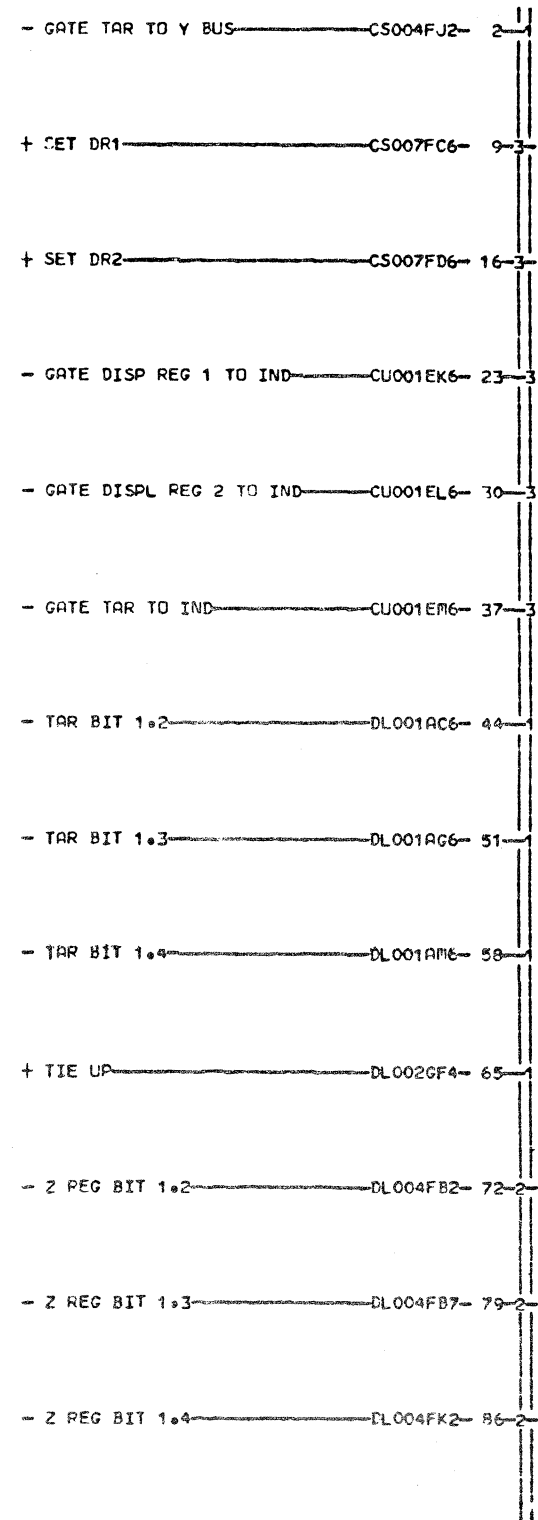
- 000 DL002
- 311 - B REG BIT 1+2 — DL007-DH2
- 314 - B REG BIT 1+3 — DL007-DH5
- 317 - B REG BIT 1+4 — DL007-DH8
- 267 + LAR TO INDATA BIT 1+2 — CU012-EB2
- 260 + LAR TO INDATA BIT 1+3 — CU012-ED2
- 253 + LAR TO INDATA BIT 1+4 — CU012-EF2
- 446 + B REG BIT 1+2 TO ALU 1 — DL008-EJ2
- 439 + B REG BIT 1+3 TO ALU 1 — DL009-EL2
- 432 + B REG BIT 1+4 TO ALU 1 — DL010-EN2
- 425 + B REG BIT 1+2 TO ALU 0 — FJ2
DL006 DL008
- 418 + B REG BIT 1+3 TO ALU 0 — FL2
DL006 DL009
- 404 + B REG BIT 1+4 TO ALU 0 — FN2
DL006 DL010
- 473 + TIE UP — GF4
DL003 DL010



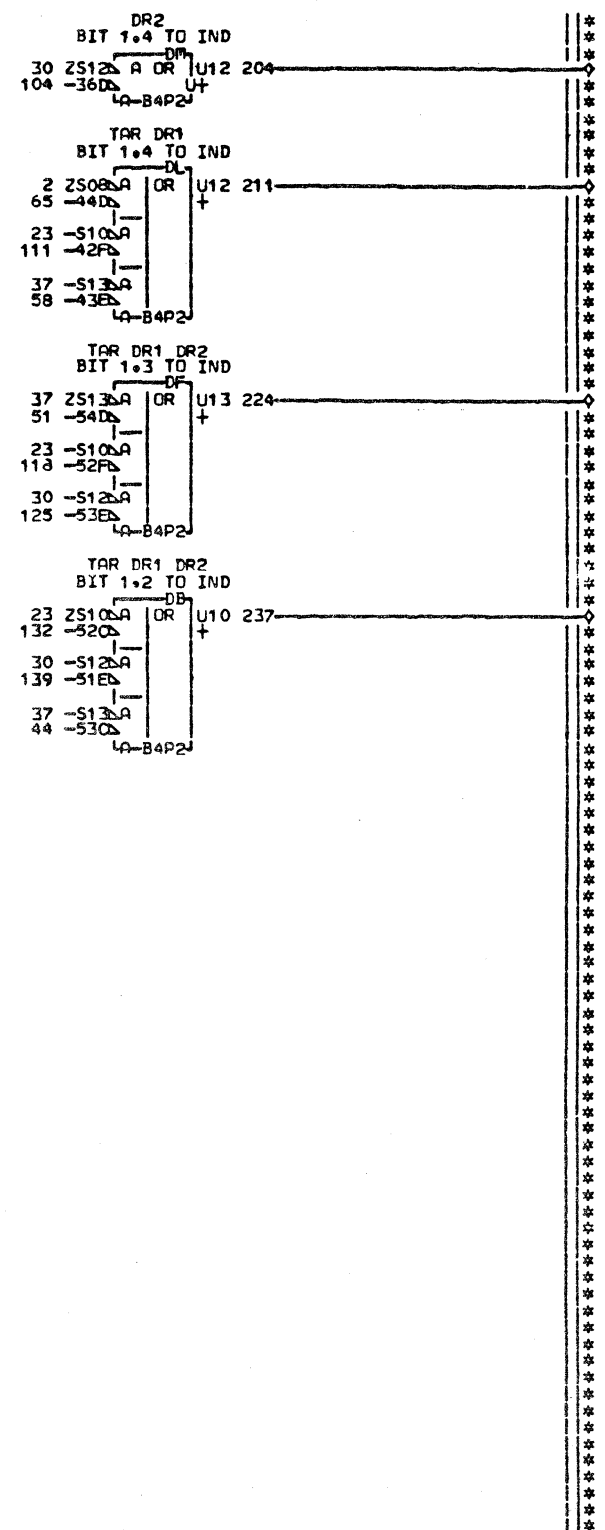
LDC TYPE
A-B4P2 6802

DL002
000

B REG LAR AND LOCAL STORE BITS 1+2 1+3 1+4	
EoC-HISTORY	E-MACH-3705
DATE LAST EC 10-14-80 344270	FRAME 01 IBM CORP-SCD DL002 P.N. 1859608 000



LOC. TYPE
A-B4P2 6802


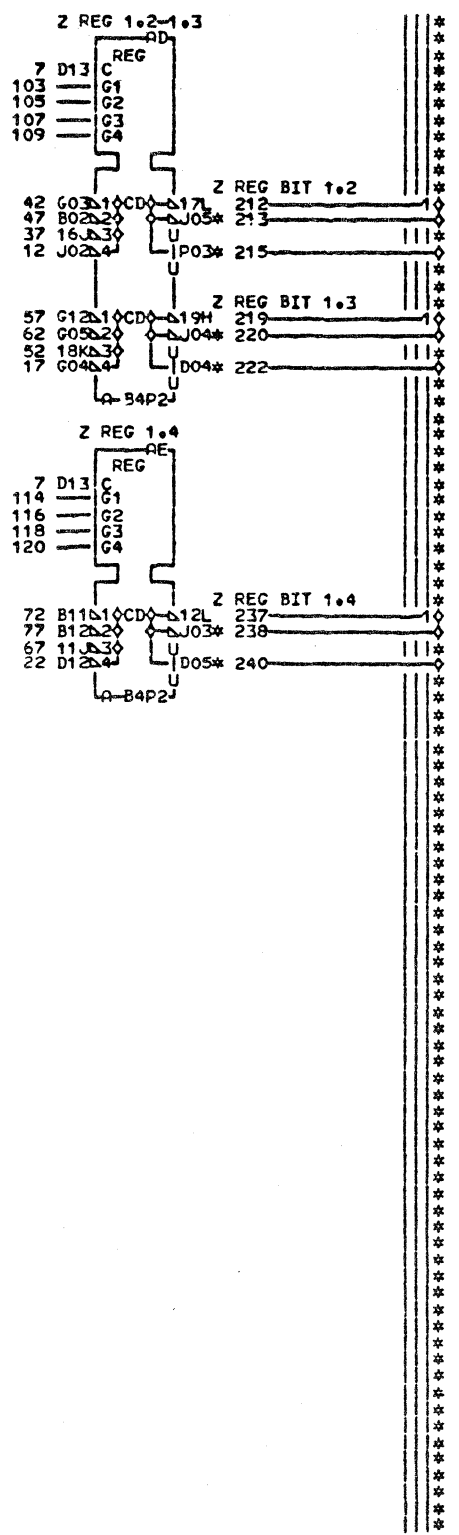



000 DL003
237 + TAR DR1 DR2 BIT 1.2 TO IND DB2
LAP014
224 + TAR DR1 DR2 BIT 1.3 TO IND DF2
LAP014
211 + TAR DR1 BIT 1.4 TO IND AP015-DL2
204 + DR2 BIT 1.4 TO IND AP015-DM2

DL003
000

CCU DISPLAY REGISTERS 1 AND 2
BITS 1.2 1.3 AND 1.4
E.C. HISTORY E-MACH.3705
FRAME 01
DATE LAST EC 10-14-80 344270
P.N. 1859609
DL003
000

+ ALU ADD CONTROL BYTE 1 — CA004EK6 — 2-1
 + T2+T3 SET Z-REG BYTE 1 — CC006FG3 — 7-2
 - ALU 0 SUM BIT 0.2 — DH008FF2 — 12-1
 - ALU 0 SUM BIT 0.3 — DH009FF2 — 17-1
 - ALU 0 SUM BIT 0.4 — DH010FF2 — 22-1
 - Z BUS BITS 1.0-1.7 SELECT 2 — DK976CB2 — 27-2
 - Z BUS BITS 1.2-1.4 SELECT A — DL006GL6 — 32-2
 + ALU 0 EXCLUSIVE OR BIT 1.2 — DL008ED2 — 37-1
 - ALU 0 SUM BIT 1.2 — DL008FF2 — 42-1
 - ALU 1 SUM BIT 1.2 — DL008GM2 — 47-1
 + ALU 0 EXCLUSIVE OR BIT 1.3 — DL009ED2 — 52-1
 - ALU 0 SUM BIT 1.3 — DL009FF2 — 57-1
 - ALU 1 SUM BIT 1.3 — DL009GM2 — 62-1
 + ALU 0 EXCLUSIVE OR BIT 1.4 — DL010ED2 — 67-1
 - ALU 0 SUM BIT 1.4 — DL010FF2 — 72-1
 - ALU 1 SUM BIT 1.4 — DL010GM2 — 77-1



000 DL004

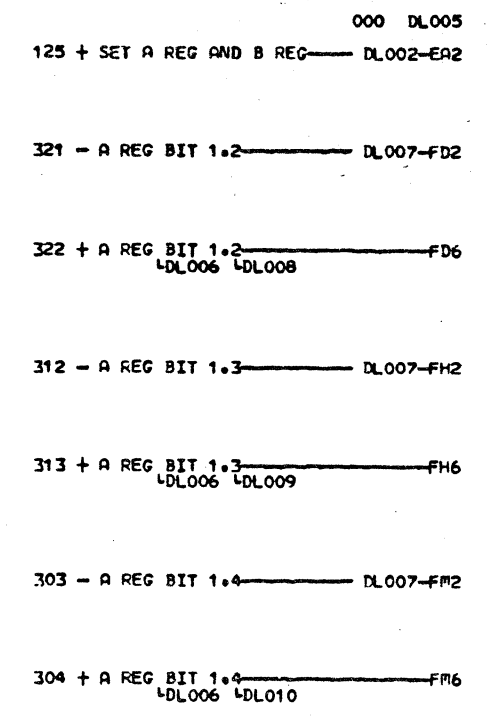



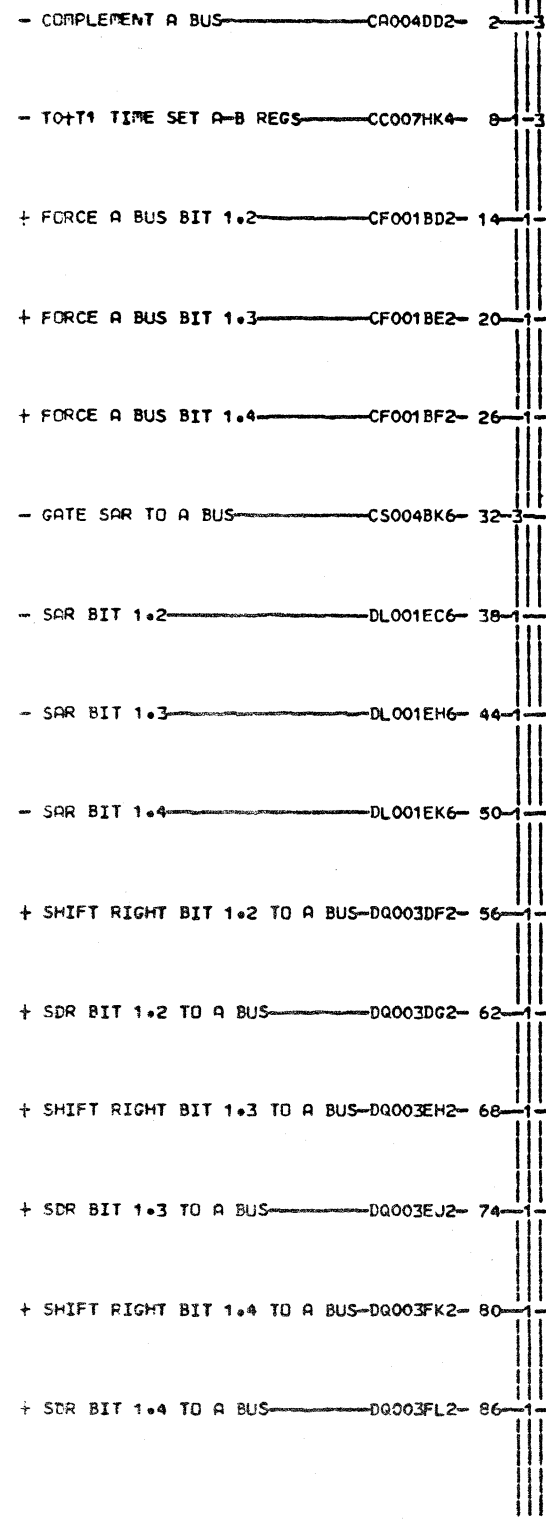
126 - ALU ADD CONTROL BYTE 1 - DL006-AC2
 212 - Z REG BIT 1.2 — FB2
 LDL001 LDL002 LDL003
 219 - Z REG BIT 1.3 — FB7
 LDL001 LDL002 LDL003
 237 - Z REG BIT 1.4 — FK2
 LDL001 LDL002 LDL003
 213 - Z BUS BIT 1.2 — GB6
 OCX001 LCP002 LCR001 LCU005
 OCU015 LCX006 LCX009 LDK976
 LDQ001
 215 + OUTBUS BIT 1.2 — AA001-GC2
 220 - Z BUS BIT 1.3 — GF6
 OCX001 LCP002 LCR001 LCU005
 OCV001 LCX006 LCX009 LDK976
 LDQ002
 222 + OUTBUS BIT 1.3 — AA001-GG2
 238 - Z BUS BIT 1.4 — GK6
 OCP002 LCR001 LCU005 LCU014
 OCV061 LCX006 LCX009 LDK976
 LDQ002
 240 + OUTBUS BIT 1.4 — AA001-GL2
 304 - Z BUS BITS 1.2-1.4 ZERO DK974-GM6

EDGE CONN.
 213 A-B4F1C11
 01A-B3F6C02
 215 A-B4U4D06
 220 A-B4F1C13
 01A-B3F6C04
 222 A-B4U4D07
 238 A-B4F1D11
 01A-B3F6D02
 240 A-B4U4D09

LOC. TYPE
 A-B4P2 6802

DL004
 000

ALU 0 ALU 1 AND Z REG BITS 1.2-1.4		E-C-HISTORY — E-PACH-3705	
DATE	LAST EC	FRAME	01
10-14-80	344270	IBR CORP-SCD	DL004
		P.N. 1859610	000

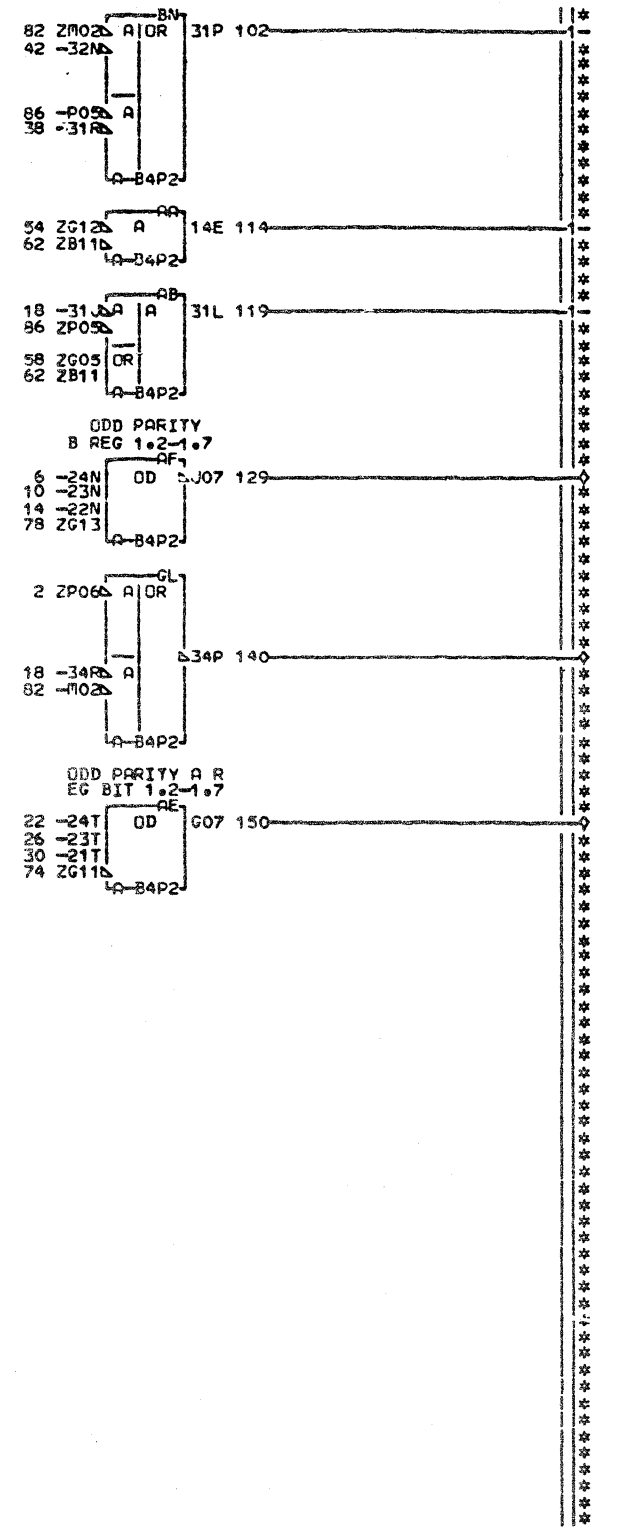


LOC. TYPE
A-B4P2 6802

DL005
000

A BUS ASSEMBLER BITS 1.2-1.4		E-RACH-3705	
E-C-HISTORY		FRAME	01
DATE	LAST EC	IBA CORP-SCD	DL005
10-14-80	344270	P.N. 1859611	000

- CROSS HI TO LO - CA003HH2 - 2-1
 + B REG BIT 1.2 TO ALU 0 - DL002FJ2 - 6-1
 + B REG BIT 1.3 TO ALU 0 - DL002FL2 - 10-1
 + B REG BIT 1.4 TO ALU 0 - DL002FN2 - 14-1
 - ALU ADD CONTROL BYTE 1 - DL004AC2 - 18-2
 + A REG BIT 1.2 - DL005FD6 - 22-1
 + A REG BIT 1.3 - DL005FH6 - 26-1
 + A REG BIT 1.4 - DL005FM6 - 30-1
 + CARRY LA FROM BITS 1.2-1.4 - DL007DD6 - 34-1
 + ALU 0 CARRY BIT 1.2 - DL008DA6 - 38-1
 + ALU 1 CARRY BIT 1.2 - DL008EC6 - 42-1
 - ALU 0 SUM BIT 1.2 - DL008FF2 - 46-1
 - ALU 1 SUM BIT 1.2 - DL008GM2 - 50-2
 - ALU 0 SUM BIT 1.3 - DL009FF2 - 54-1
 - ALU 1 SUM BIT 1.3 - DL009GM2 - 58-2
 - ALU 0 SUM BIT 1.4 - DL010FF2 - 62-2
 - ALU 1 SUM BIT 1.4 - DL010GM2 - 66-3
 - ODD PARITY PREDICT 1.5-1.7 - DM006DFB - 70-1
 - ODD PARITY A REG BIT 1.5-1.7 - DM006FA2 - 74-1
 + ODD PARITY B REG 1.5-1.7 - DM006FD2 - 78-1
 - CARRY LA FROM BITS 1.5-1.7 - DM007DD2 - 82-2
 + CARRY LA FROM BITS 1.5-1.7 - DM007DD6 - 86-2




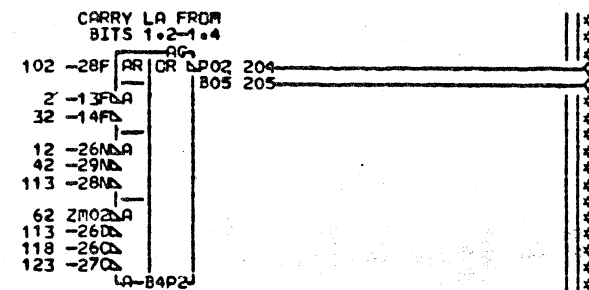
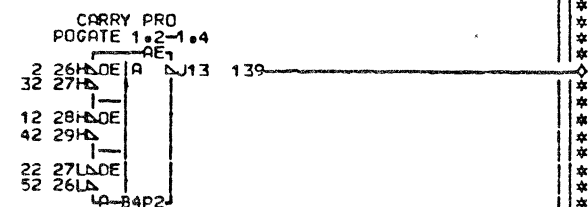
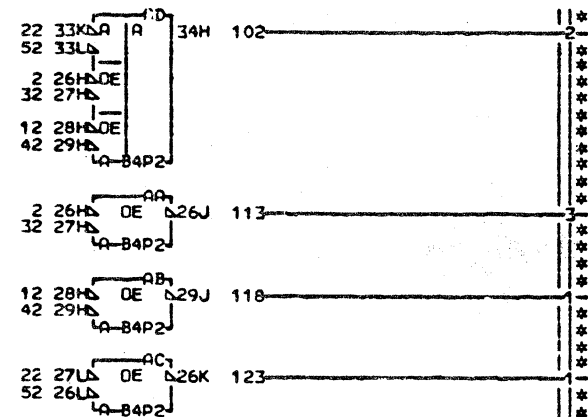
000 DL006
 222 - ODD PARITY PREDICT 1.2-1.7 - DF8 LDK976
 204 + ADD ERROR IN BITS 1.2-1.4 - DJ6 LDK976
 150 + ODD PARITY A REG BIT 1.2-1.7 - FA2 LDK976
 129 - ODD PARITY B REG 1.2-1.7 - FD2 LDK976
 140 - Z BUS BITS 1.2-1.4 SELECT A - GL6 DL004

LOC. TYPE
 A-B4P2 6802

DL006
 000

ALU CHECK BITS 1.2-1.4 -E.C.-HISTORY	E-MACH-3705
FRAME	01
DATE	LAST EC
10-14-80	344270
IBM CORP. SCD	DL006
P.N. 1859612	000

- B REG BIT 1.2 — DL002DH2 — 2-32
 - B REG BIT 1.3 — DL002DH5 — 12-32
 - B REG BIT 1.4 — DL002DH8 — 22-32
 - A REG BIT 1.2 — DL005FD2 — 32-32
 - A REG BIT 1.3 — DL005FH2 — 42-32
 - A REG BIT 1.4 — DL005FM2 — 52-32
 - CARRY LA FROM BITS 1.5-1.7 — DM007DD2 — 62-

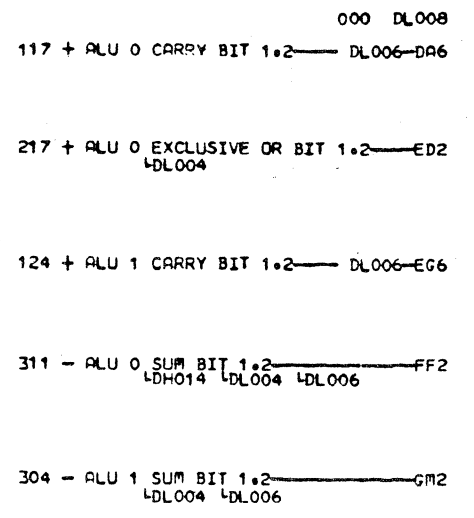



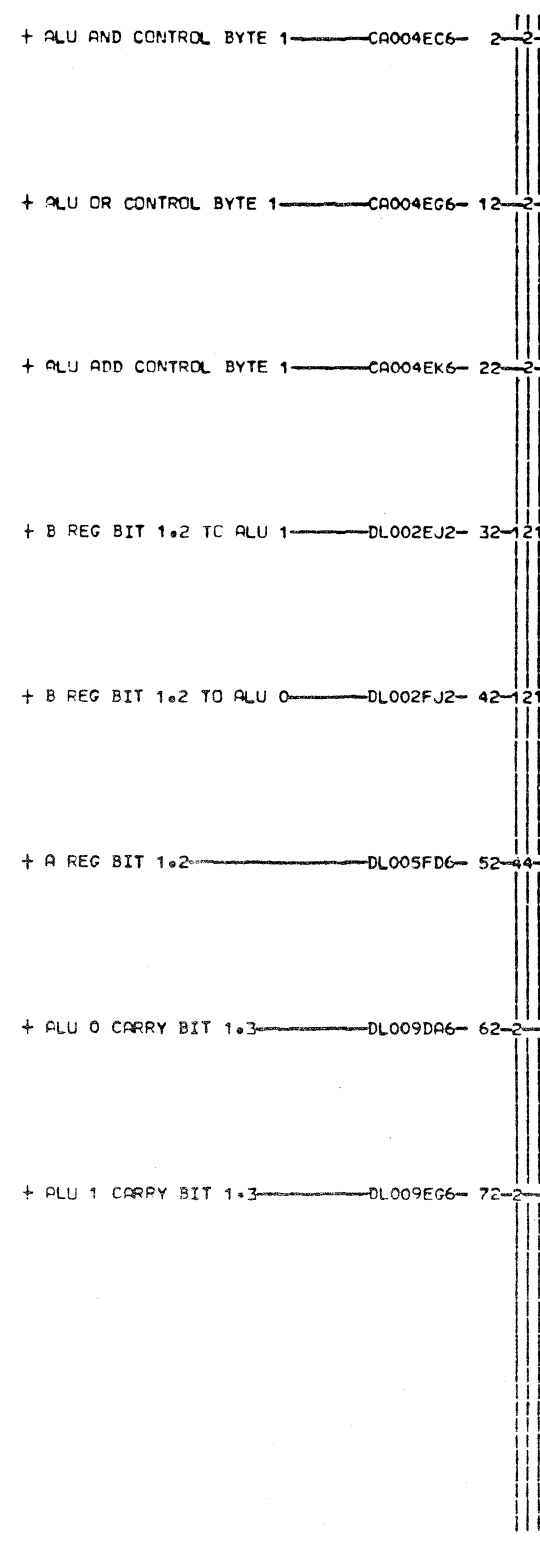


000 DL007
 139 - CARRY PROPGATE 1.2-1.4 DK977-CJ6
 232 - CARRY GENERATE 1.2-1.4 DK977-DB2
 204 - CARRY LA FROM BITS 1.2-1.4 — DD2
 LDK976 LDK977
 205 + CARRY LA FROM BITS 1.2-1.4 — DD6
 LDK976 LDK006

LOC. TYPE
 A-B4P2 6802

DL007
 000

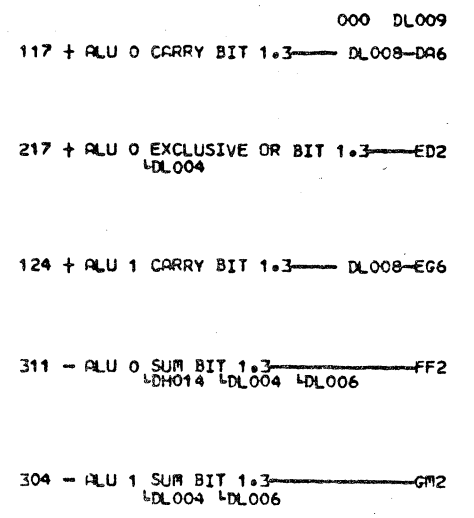



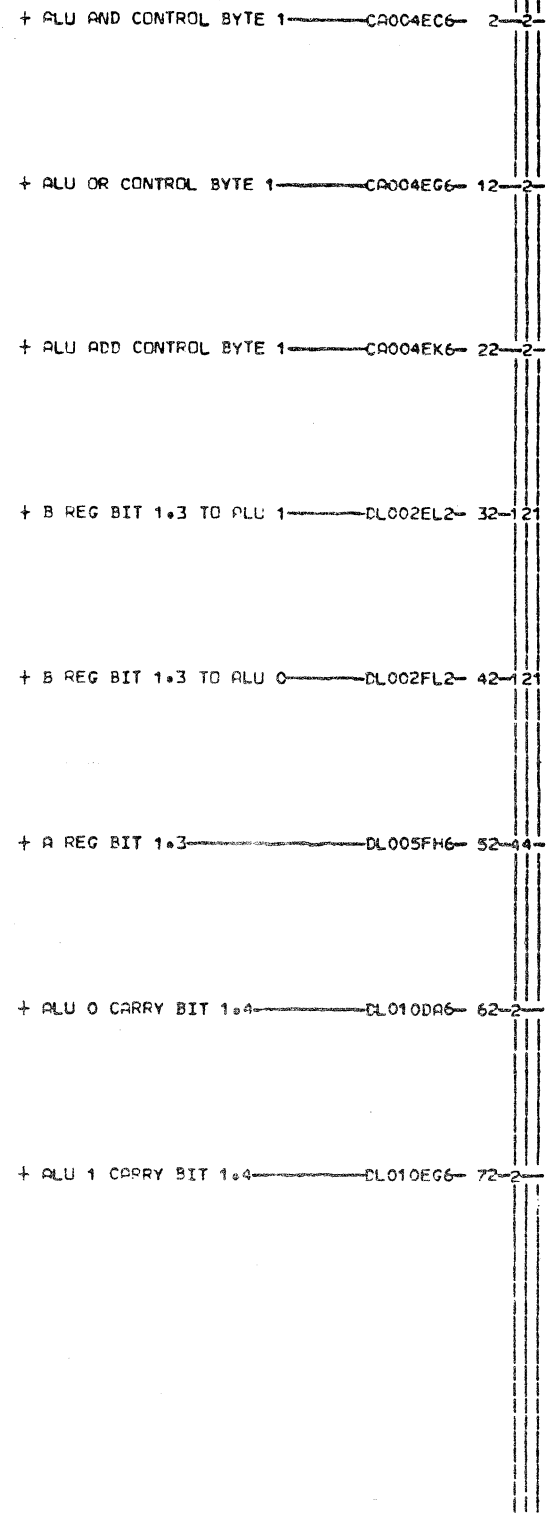
3-BIT CARRY LOOKAHEAD		BITS 1.2-1.4	
E.C. HISTORY		E. ARCH. 3705	
DATE	LAST EC	FRAME	01
10-14-80	344270	IBM CORP. SCD	DL007
		P. No. 1859613	000



LOC. TYPE
A-B4P2 6802

DL008
000

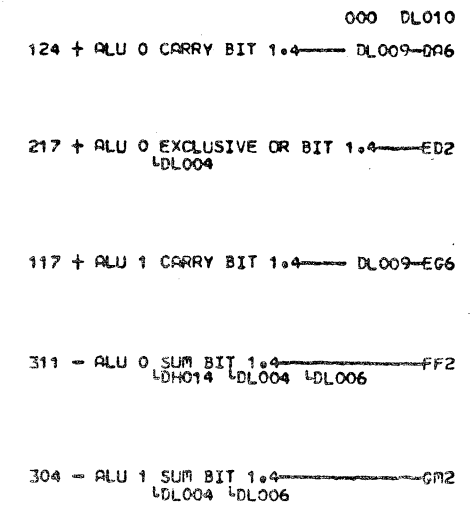



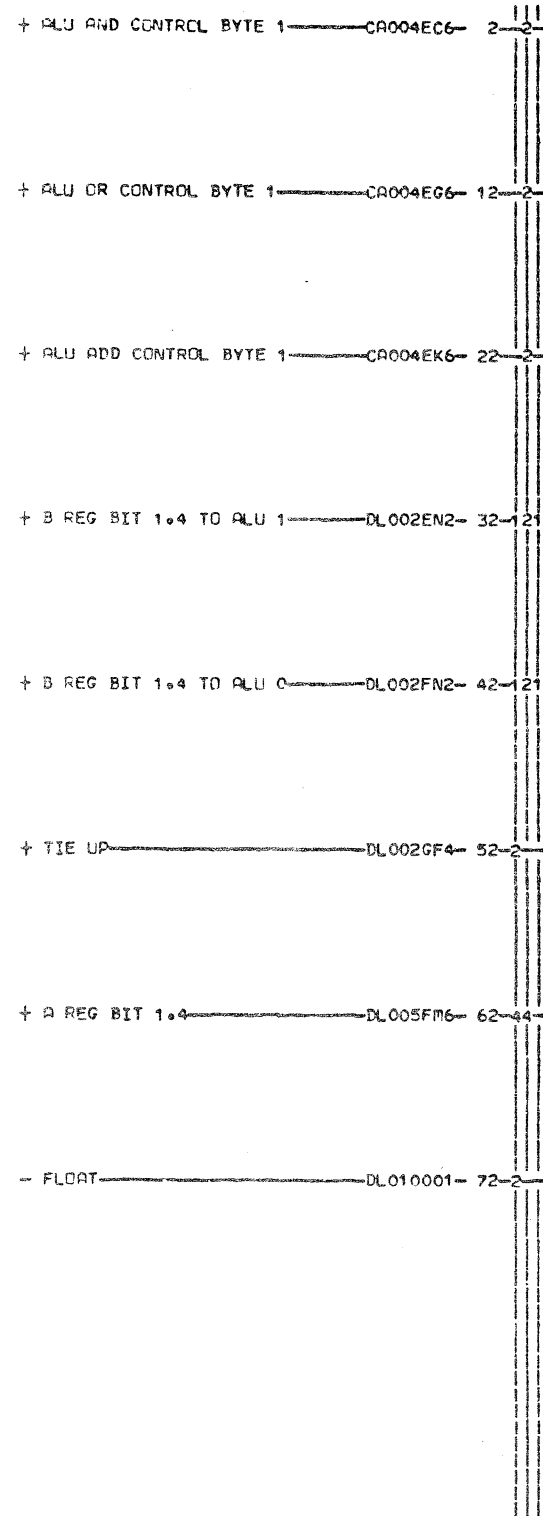
ALU 0 AND ALU 1 BIT 1.2	
E.C. HISTORY	E. MACH. 3705
FRAME	01
DATE	LAST EC
10-14-80	344270
P.N.	1859614
DL008	C00



LDC. TYPE
A-B4P2 6802

DL009
000

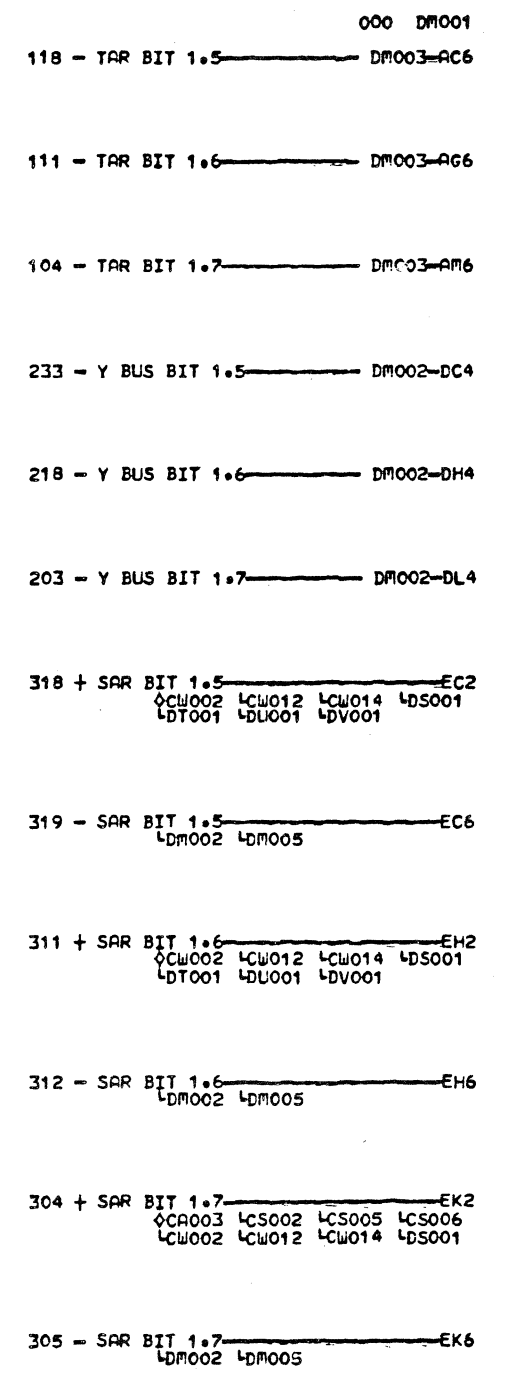
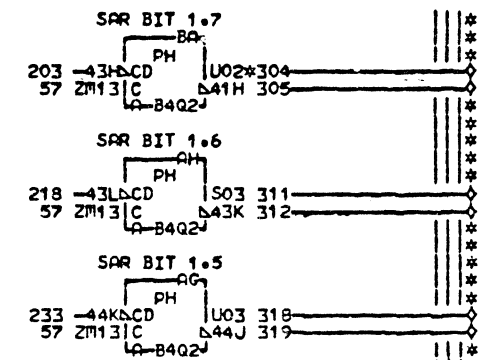
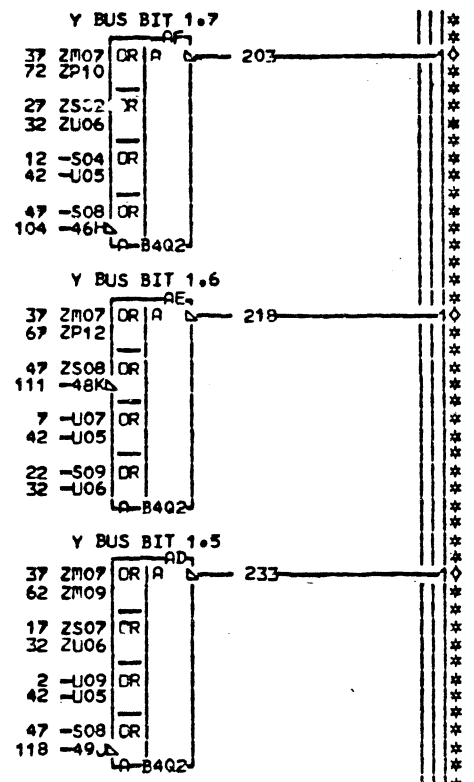
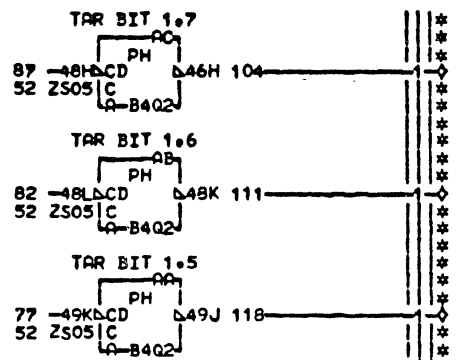
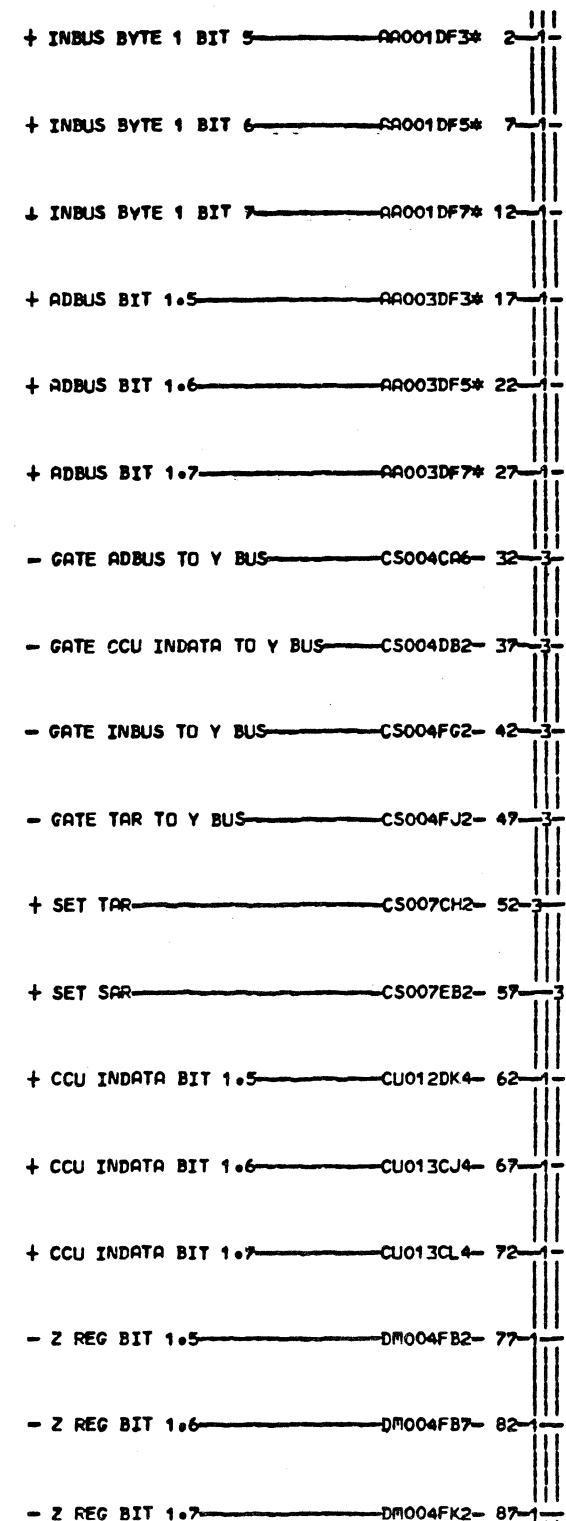
ALU 0 AND ALU 1 BIT 1.3	
E-C-HISTORY	E-MACH-3705
FRAME	01
DATE LAST EC	IBM CORP-SCD DL009
10-14-80 344270	P-N 1859615 000



LCC. TYPE
A-B4P2 6802

DL010
000

ALU 0 AND ALU 1 BIT 1-4	
E.C.-HISTORY	E-MACH-3705
FRAME	01
DATE LAST EC	IBM CORP.SCD DL010
10-14-80 344270	P.No. 1859616 000



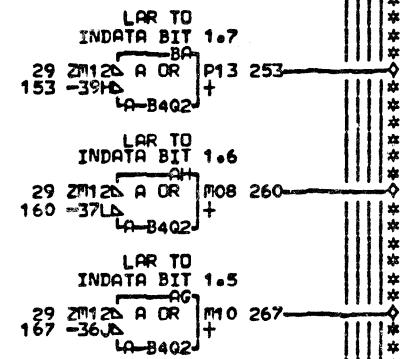
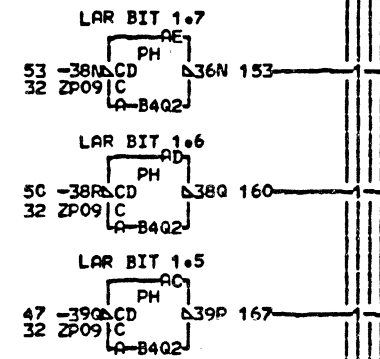
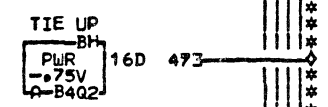
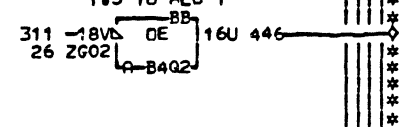
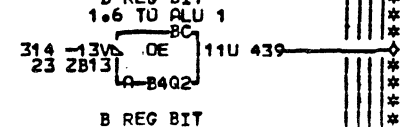
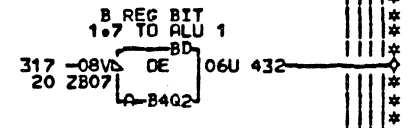
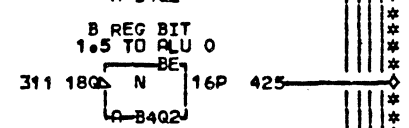
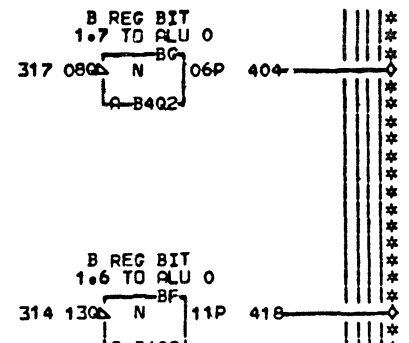
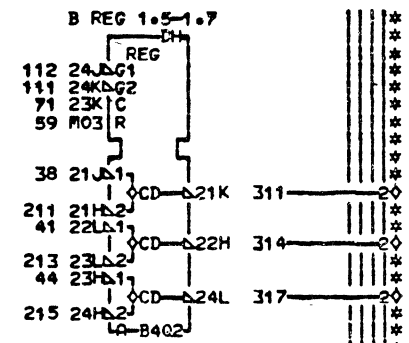
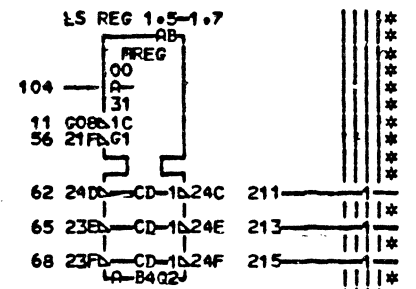
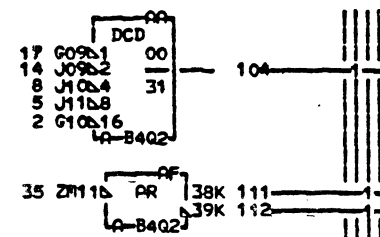
EDGE CONN.
 2 RESISTOR A-B4Q2S09
 A-B4Q2U09 27 RESISTOR A-B4Q2S02
 7 RESISTOR 304 A-B4F6C04
 A-B4Q2U07 01A-B3F1C13
 12 RESISTOR A-B4Q2S04
 17 RESISTOR A-B4Q2S07
 22 RESISTOR

LDC. TYPE
 A-B4Q2 6802

DM001
 CCO

SAR TAR AND Y BUS ASSEMBLERS
 BITS 1.5-1.7
 -E.C.-HISTORY- E3 MACH.3705
 344270
 FRAME 01
 IBM CORP. SCD DM001
 DATE LAST EC P.No. 1859617 C00
 06-02-81 344828

- SELECT LS REG GROUP 1+2 CC006AJ4- 2
- SELECT LS REG GROUP 1+3 CC006AV4- 5
- SELECT LS REG BIT 0+1+2+3 CC006AW4- 8
- WRITE LS CC006BJ4- 11
- SELECT LS REG 0+1+4+5 CC006BK4- 14
- SELECT LS REG BIT 0+2+4+6 CC006BL4- 17
- + FORCE ERROR IN BIT 7 CK002DA2- 20
- + FORCE ERROR IN BIT 6 CK002DB2- 23
- + FORCE ERROR IN BIT 5 CK002DC2- 26
- GATE INPUT 74 CQ004FJ6- 29
- + SET LAR CS001DM2- 32
- GATE Y BUS TO B REG CS004ED2- 35
- Y BUS BIT 1.5 DMO01DC4- 38
- Y BUS BIT 1.6 DMO01DH4- 41
- Y BUS BIT 1.7 DMO01DL4- 44
- SAR BIT 1.5 DMO01EC6- 47
- SAR BIT 1.6 DMO01EH6- 50
- SAR BIT 1.7 DMO01EK6- 53
- SELECT FLOAT DMO02002- 56
- FLOAT DMO02003- 59
- Z REG BIT 1.5 DMO04FB2- 62
- Z REG BIT 1.6 DMO04FB7- 65
- Z REG BIT 1.7 DMO04FK2- 68
- + SET A REG AND B REG DMO05EA2- 71

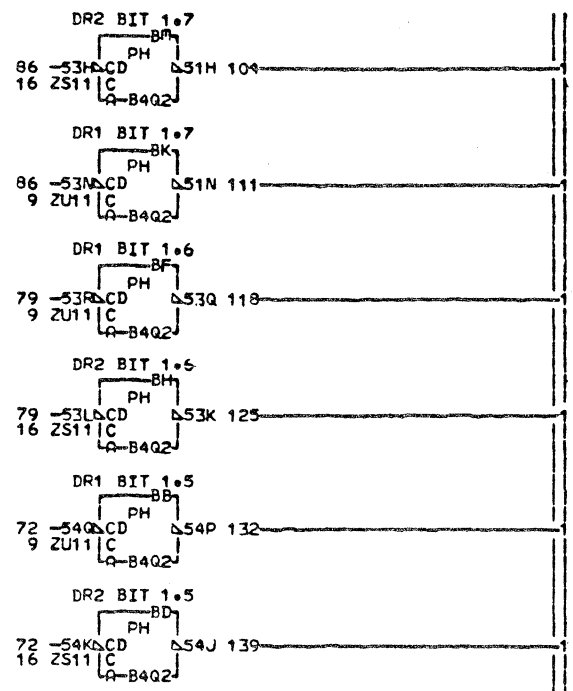
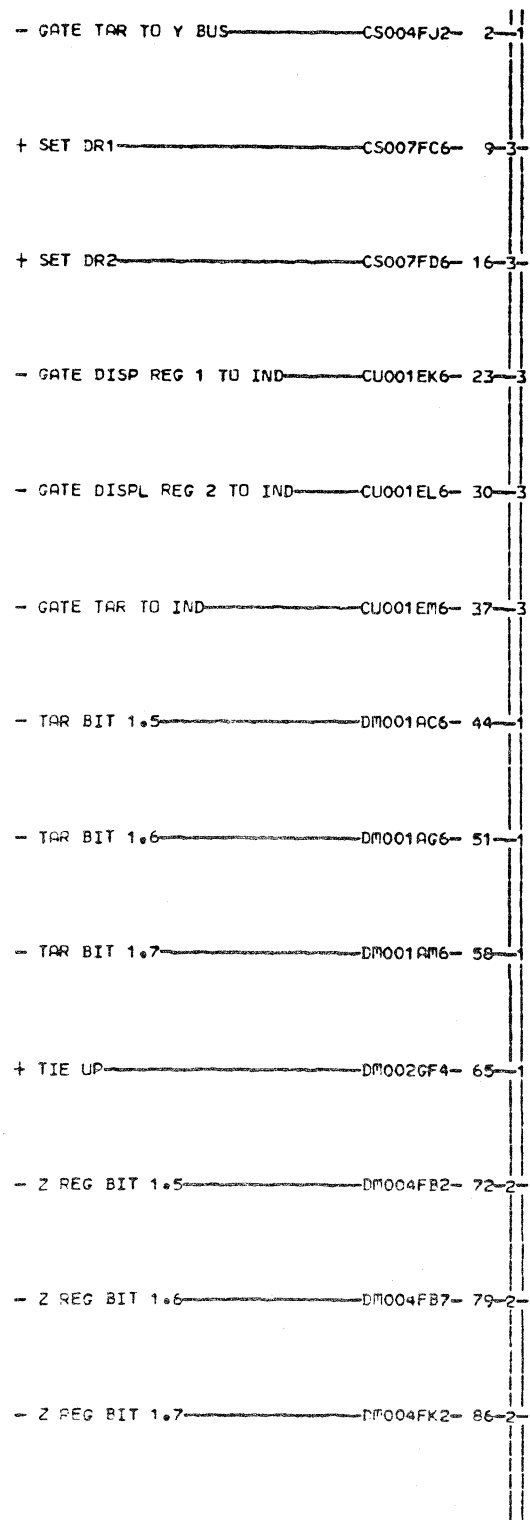


- 000 DMO02
- 311 - B REG BIT 1.5 DMO07-DH2
- 314 - B REG BIT 1.6 DMO07-DH5
- 317 - B REG BIT 1.7 DMO07-DH8
- 267 + LAR TO INDATA BIT 1.5 CU012-EB2
- 260 + LAR TO INDATA BIT 1.6 CU013-ED2
- 253 + LAR TO INDATA BIT 1.7 CU013-EF2
- 446 + B REG BIT 1.5 TO ALU 1- DMO08-EJ2
- 439 + B REG BIT 1.6 TO ALU 1- DMO09-EL2
- 432 + B REG BIT 1.7 TO ALU 1- DMO10-EN2
- 425 + B REG BIT 1.5 TO ALU 0 FJ2
DMO06 DMO08
- 418 + B REG BIT 1.6 TO ALU 0 FL2
DMO06 DMO09
- 404 + B REG BIT 1.7 TO ALU 0 FN2
DMO06 DMO10
- 473 + TIE UP GF4
DMO03 DMO10


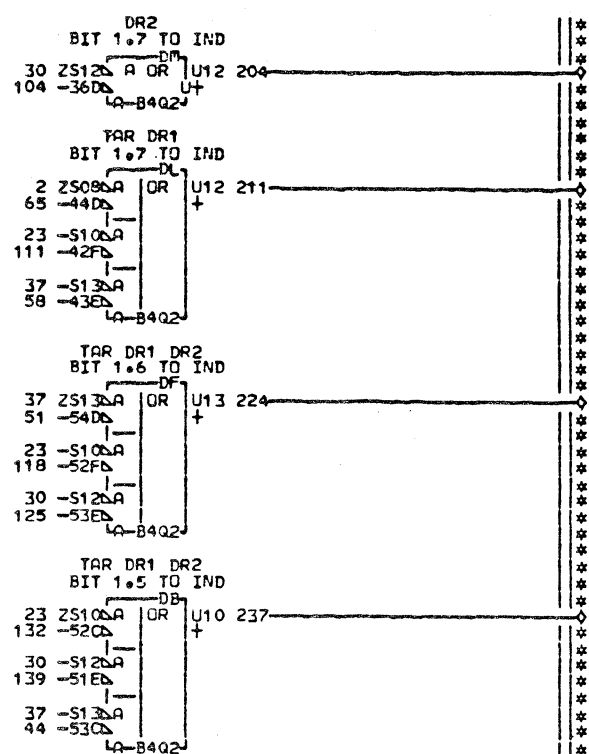
LOC. TYPE
A-B4Q2 6802

DMO02
00C

B REG LAR AND LOCAL STORE
BITS 1.5 1.6 1.7
E-C-HISTORY E-MACH.3705
344270
FRAME 01
DATE LAST EC IBM CORP. SCD DMO02
06-02-81 344828 P.N. 1859618 000




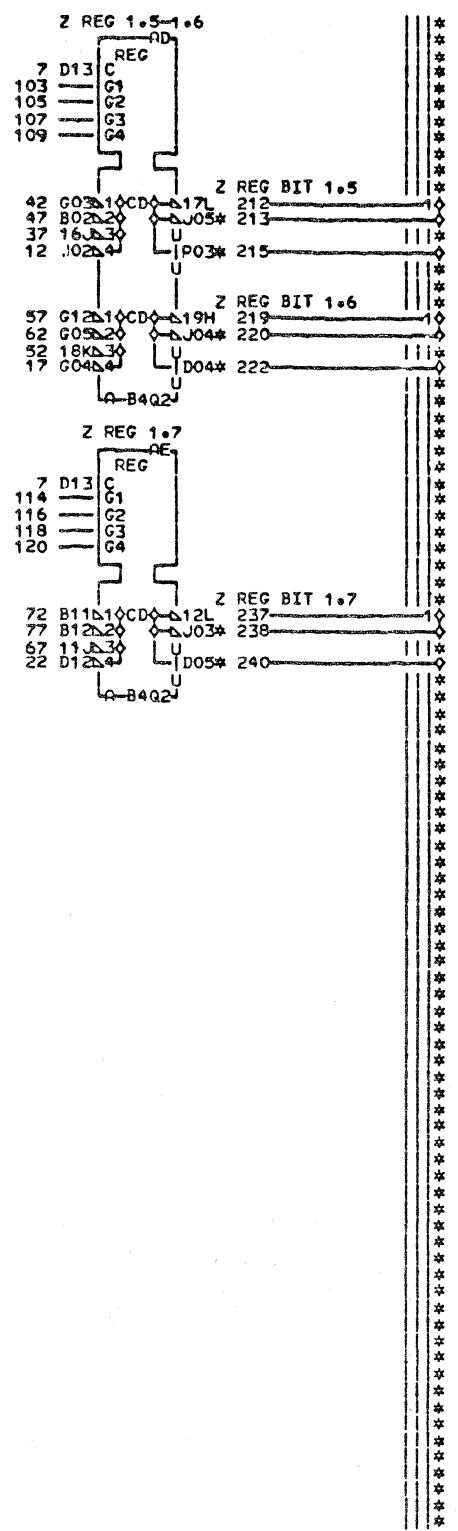

LDC TYPE
A-B4Q2 6802



DM003
000

CCU DISPLAY REGISTERS 1 AND 2
 BITS 1.5 1.6 AND 1.7
 E.C. HISTORY E-MACH 3705
 FRAME 01
 IBM CORP. SCD DM003
 DATE LAST EC P.No 1859619 000
 10-14-80 344270

+ ALU ADD CONTROL BYTE 1—CA004EK6— 2-1
 + T2+T3 SET Z-REG BYTE 1—CC006FG3— 7-2
 - ALU 0 SUM BIT 0.5—DJ008FF2— 12-1
 - ALU 0 SUM BIT 0.6—DJ009FF2— 17-1
 - ALU 0 SUM BIT 0.7—DJ010FF2— 22-1
 - Z BUS BITS 1.0-1.7 SELECT 2—DK976CB2— 27-2
 - Z BUS BITS 1.5-1.7 SELECT A—DM006GL6— 32-2
 + ALU 0 EXCLUSIVE OR BIT 1.5—DM008ED2— 37-1
 - ALU 0 SUM BIT 1.5—DM008FF2— 42-1
 - ALU 1 SUM BIT 1.5—DM009GM2— 47-1
 + ALU 0 EXCLUSIVE OR BIT 1.6—DM009ED2— 52-1
 - ALU 0 SUM BIT 1.6—DM009FF2— 57-1
 - ALU 1 SUM BIT 1.6—DM009GM2— 62-1
 + ALU 0 EXCLUSIVE OR BIT 1.7—DM010ED2— 67-1
 - ALU 0 SUM BIT 1.7—DM010FF2— 72-1
 - ALU 1 SUM BIT 1.7—DM010GM2— 77-1



000 DM004

126 - ALU ADD CONTROL BYTE 1— DM006-AC2
 212 - Z REG BIT 1.5— FB2
 LDM001 LDM002 LDM003
 219 - Z REG BIT 1.6— FB7
 LDM001 LDM002 LDM003
 237 - Z REG BIT 1.7— FK2
 LDM001 LDM002 LDM003
 213 - Z BUS BIT 1.5— GB6
 LCP002 LCR001 LCU005 LCU014
 LCV061 LCX006 LCX009 LDK976
 LDR991
 215 + OUTBUS BIT 1.5— AA001-GC2
 220 - Z BUS BIT 1.6— GF6
 LCP001 LCU015 LCV061 LCX009
 LDK976 LDR991
 222 + OUTBUS BIT 1.6— AA001-GG2
 238 - Z BUS BIT 1.7— GK6
 LCP001 LCU015 LCV061 LDK976
 LDR992
 240 + OUTBUS BIT 1.7— AA001-GL2
 304 - Z BUS BITS 1.5-1.7 ZERO DK974-GM6

EDGE CONN.
 213 A-B4F1E13
 01A-B3F6E04
 215 A-B4U4D10
 220 A-B4G1A11
 01A-B3G6A02
 222 A-B4U4D11
 238 A-B4G1A13
 01A-B3G6A04
 240 A-B4U4D13

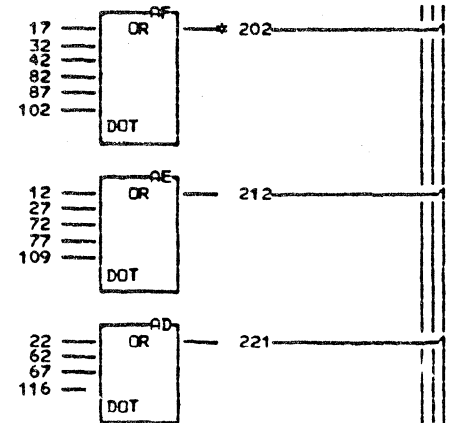
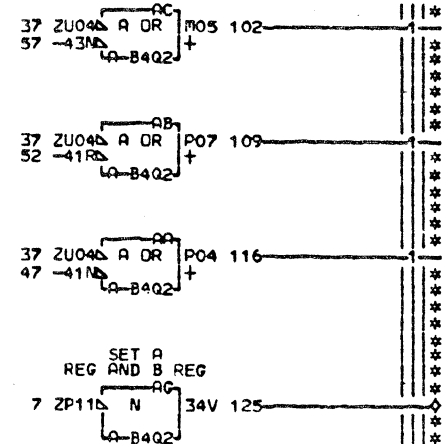
LOC. TYPE
 A-B4Q2 6802

DM004
 000

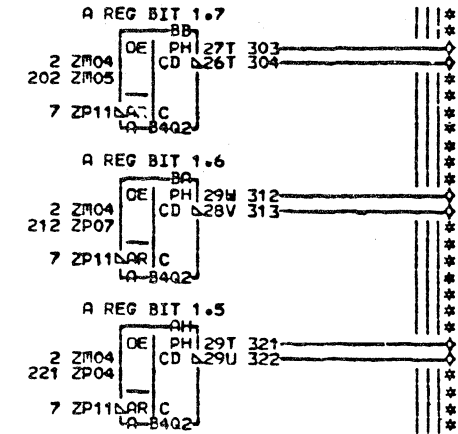
ALU 0 ALU 1 AND Z REG BITS 1.5-1.7		E-PACH-3705	
E-C-HISTORY		FRAME	01
DATE	LAST EC	IBM CORP.SCD	DM004
10-14-80	344270	P.N. 1859620	000

- COMPLEMENT A BUS—CAC04DD2— 2—3
 - TO+T1 TIME SET A-B REGS—CC007HK4— 7—3
 + FORCE CONSTANT 00002—CF001AK6— 12—1
 + FORCE CONSTANT 00001—CF001AL6— 17—1
 + FORCE A BUS BIT 1.5—CF001BG2— 22—1
 + FORCE A BUS BIT 1.6—CF001BH2— 27—1
 + FORCE A BUS BIT 1.7—CF001BJ2— 32—1
 - GATE SAR TO A BUS—CS004BK6— 37—3
 + COMPARE FORCE A BUS BIT 1.7—CS006BA2— 42—1
 - SAR BIT 1.5—DM001EC6— 47—1
 - SAR BIT 1.6—DM001EH6— 52—1
 - SAR BIT 1.7—DM001EK6— 57—1
 + SHIFT RIGHT BIT 1.5 TO A BUS—DR994BB2— 62—1
 + SDR BIT 1.5 TO A BUS—DR994BC2— 67—1
 + SHIFT RIGHT BIT 1.6 TO A BUS—DR994BE2— 72—1
 + SDR BIT 1.6 TO A BUS—DR994BF2— 77—1
 + SHIFT RIGHT BIT 1.7 TO A BUS—DR994BH2— 82—1
 + SDR BIT 1.7 TO A BUS—DR994BJ2— 87—1

EDGE CONN.
 202 A-B4V3D10
 01A-B3V3D10



LOC. TYPE
 A-B4Q2 6802


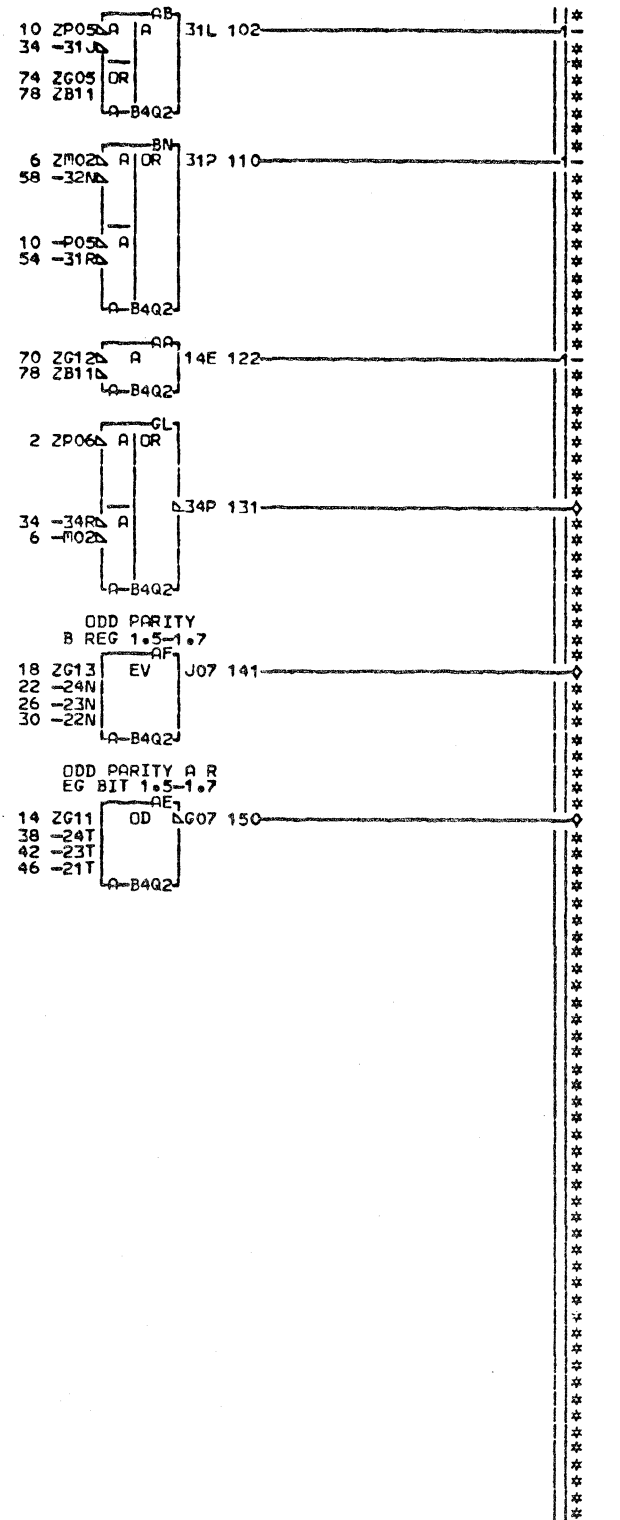


000 DM005
 125 + SET A REG AND B REG—DM002-EA2
 321 - A REG BIT 1.5—DM007-FD2
 322 + A REG BIT 1.5—FD6
 LDM006 LDM008
 312 - A REG BIT 1.6—DM007-FH2
 313 + A REG BIT 1.6—FH6
 LDM006 LDM009
 303 - A REG BIT 1.7—DM007-FM2
 304 + A REG BIT 1.7—FM6
 LDM006 LDM010

DM005
 000

A BUS ASSEMBLER		E-MACH-3705	
BITS 1.5-1.7		E-C-HISTORY	
DATE	LAST EC	FRAME	01
10-14-80	344270	IBA CORP-SCD	DM005
		P.N. 1859621	000

- CROSS HI TO LO CA003HH2- 2-11
 - SUBTRACT A BUS CA004EM2- 6-2
 + SUBTRACT A BUS CA004EM6- 10-2
 + FORCE A REG PARITY ERROR CK001GB2- 14-1
 + TIE UP DK002GF4- 18-1
 + B REG BIT 1.5 TO ALU 0 DM002FJ2- 22-1
 + B REG BIT 1.6 TO ALU 0 DM002FL2- 26-1
 + B REG BIT 1.7 TO ALU 0 DM002FN2- 30-1
 - ALU ADD CONTROL BYTE 1 DM004AC2- 34-2
 + A REG BIT 1.5 DM005FD6- 38-1
 + A REG BIT 1.6 DM005FH6- 42-1
 + A REG BIT 1.7 DM005FM6- 46-1
 + CARRY LA FROM BITS 1.5-1.7 DM007DD6- 50-1
 + ALU 0 CARRY BIT 1.5 DM008DA6- 54-1
 + ALU 1 CARRY BIT 1.5 DM008EG6- 58-1
 - ALU 0 SUM BIT 1.5 DM008FF2- 62-1
 - ALU 1 SUM BIT 1.5 DM008GM2- 66-2
 - ALU 0 SUM BIT 1.6 DM009FF2- 70-1
 - ALU 1 SUM BIT 1.6 DM009GM2- 74-2
 - ALU 0 SUM BIT 1.7 DM010FF2- 78-2
 - ALU 1 SUM BIT 1.7 DM010GM2- 82-3

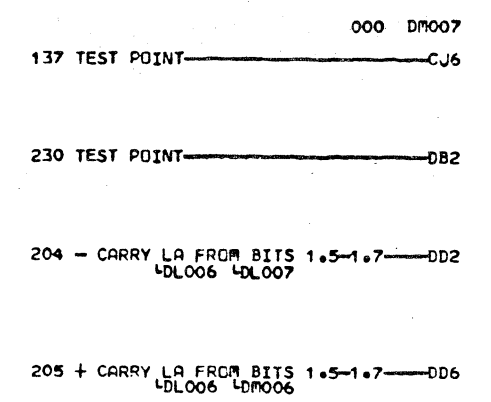
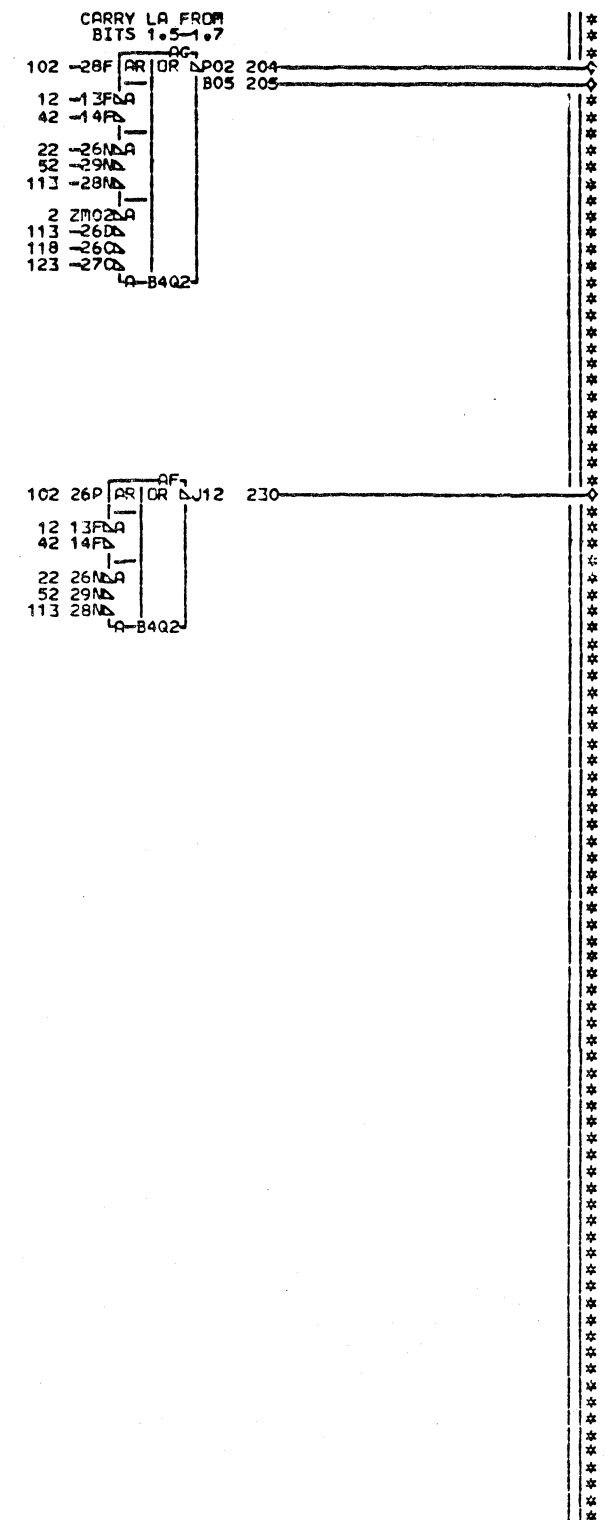
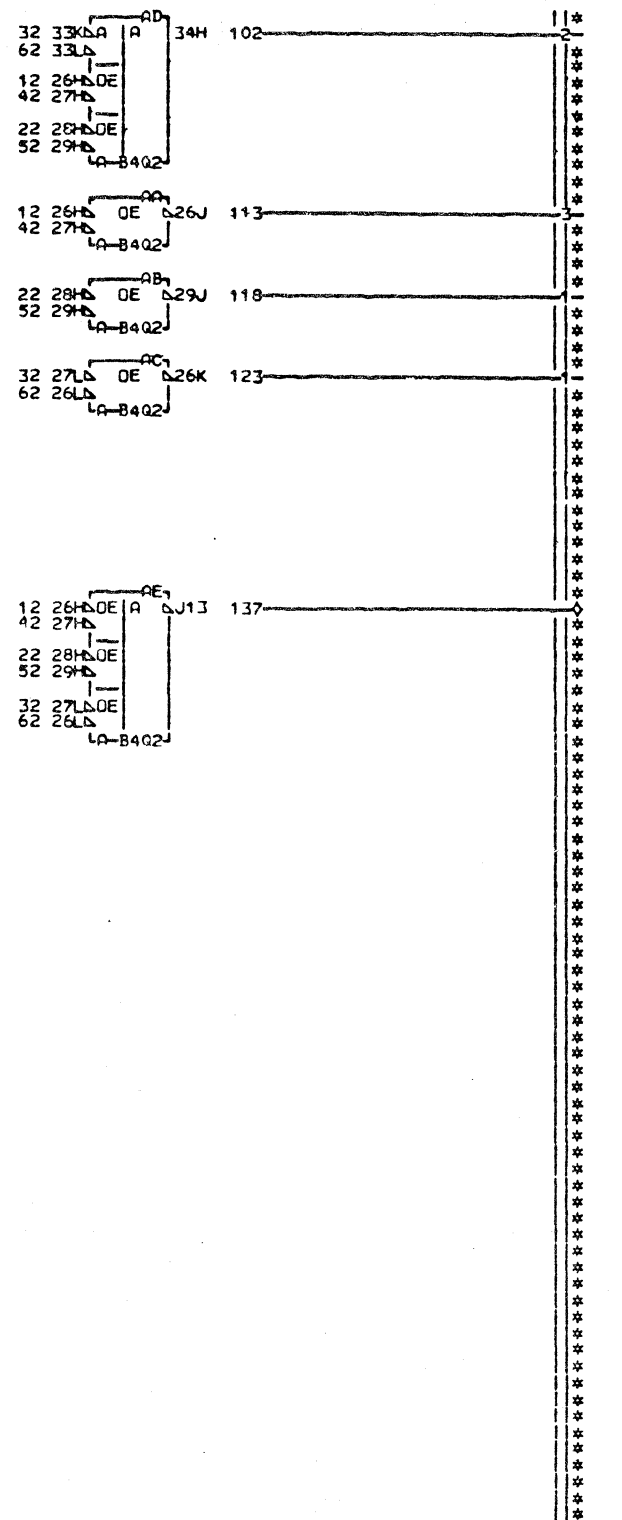
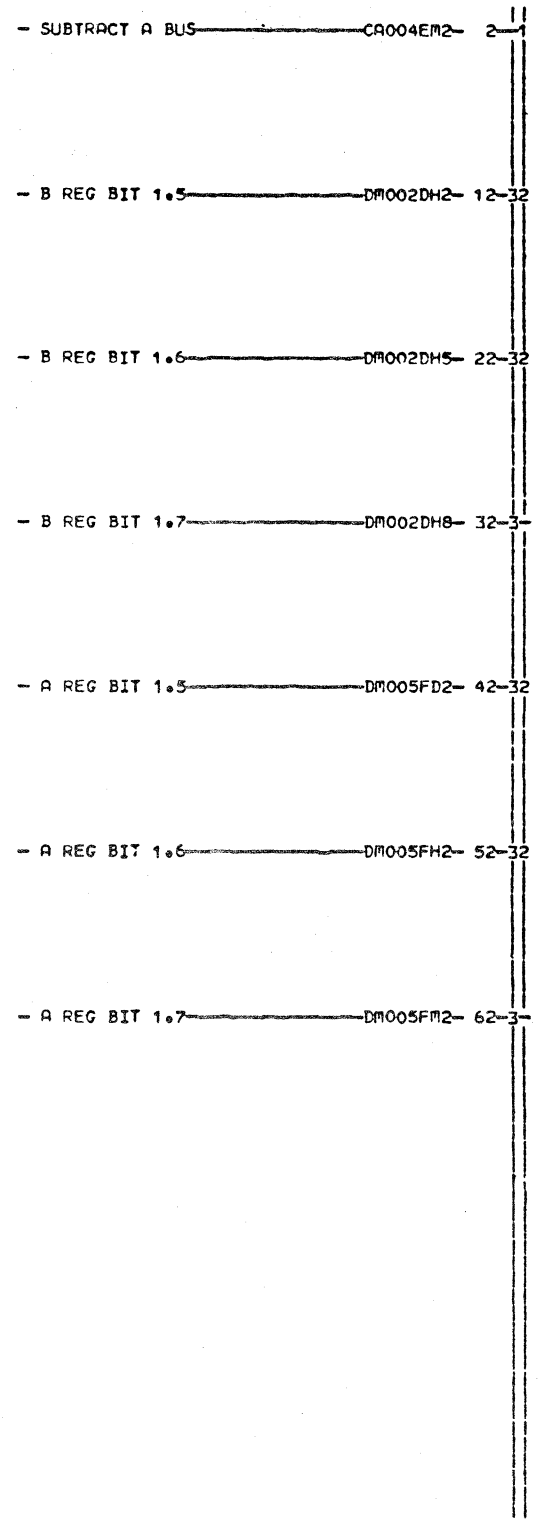


000 DM006
 204 - ODD PARITY PREDICT 1.5-1.7 DFB
 L006
 214 + ADD ERROR IN BITS 1.5-1.7 DJ6
 L0976
 150 - ODD PARITY A REG BIT 1.5-1.7 FA2
 L006
 141 + ODD PARITY B REG 1.5-1.7 FD2
 L006
 131 - Z BUS BITS 1.5-1.7 SELECT A GL6
 L004

LOC. TYPE
 A-B4Q2 6802

DM006
 000

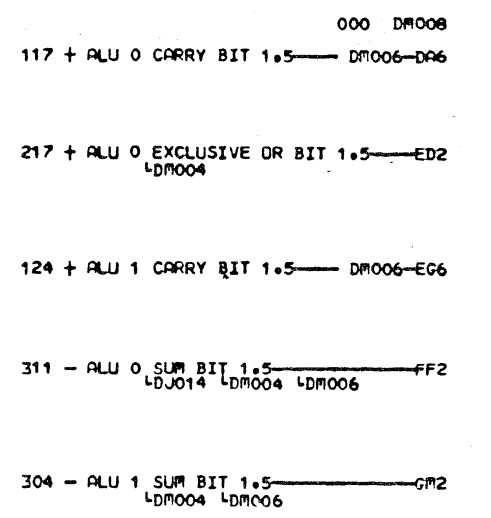



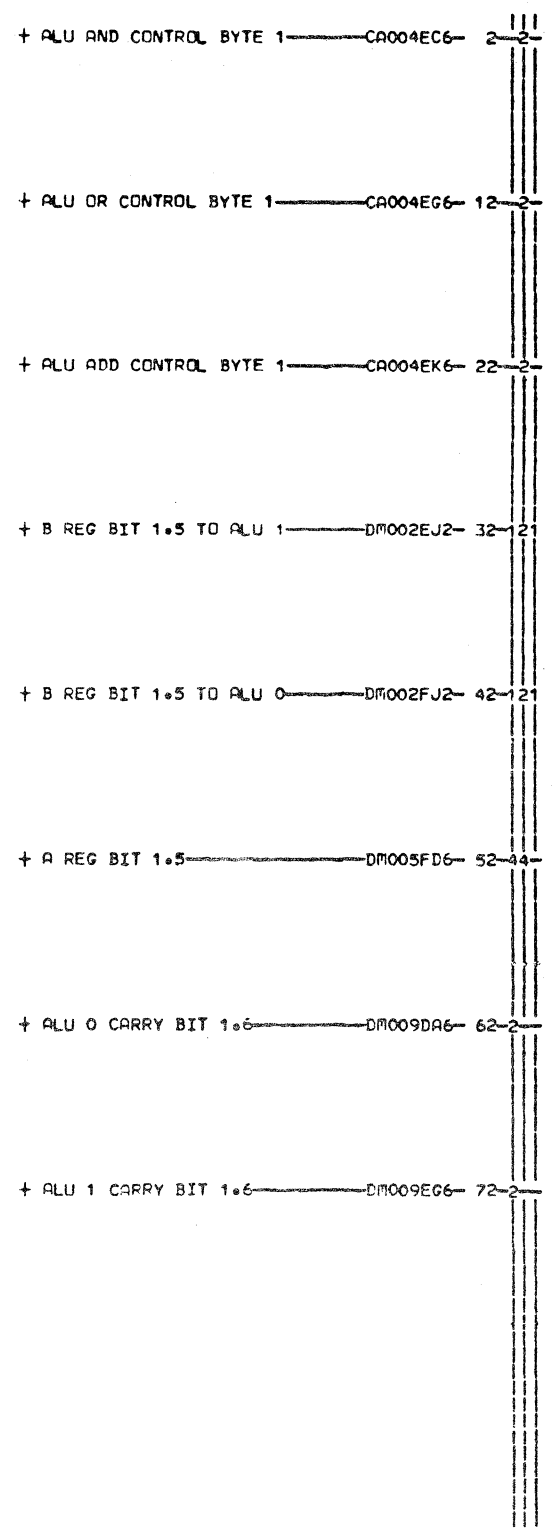
ALU CHECK BITS 1.5-1.7	
E.C. HISTORY	E. MACH. 3705
FRAME	01
DATE LAST EC	IBM CORP. SCD DM006
10-14-80 344270	P.N. 1859622 000



LCC. TYPE
A-B4Q2 6802

DM007
000




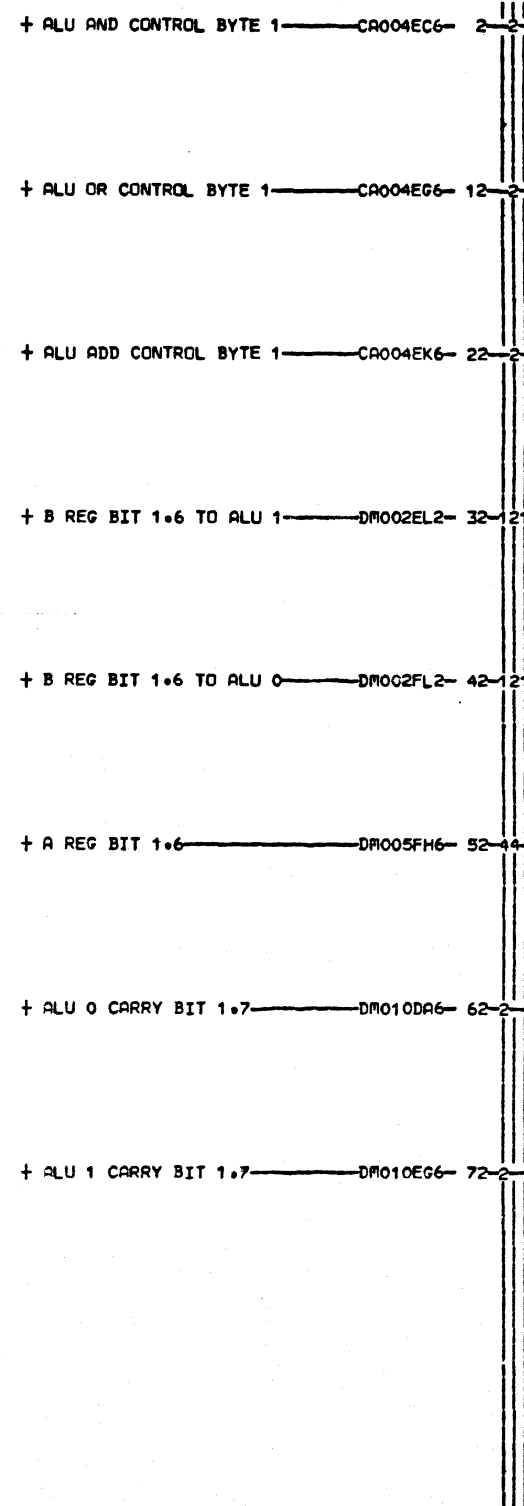
3-BIT CARRY LOOKAHEAD BITS 1.5-1.7	
E.C. HISTORY	E. PACH. 3705
DATE	LAST EC
10-14-80	344270
FRAME	01
IBM CORP. SCD	DM007
P.N. 1859623	000



LOC. TYPE
A-B4Q2 6802

DM008
000

ALU 0 AND ALU 1 BIT 1.5	
E.C.-HISTORY	E1 RACH.3705
	FRAPE 01
DATE LAST EC	IBM CORP.SCD DM008
10-14-80 344270	P.No. 1859624 000

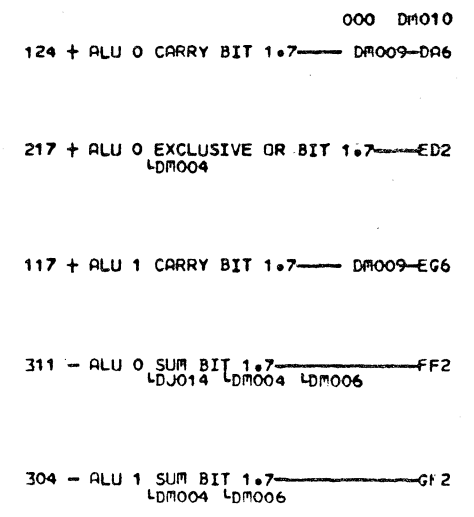



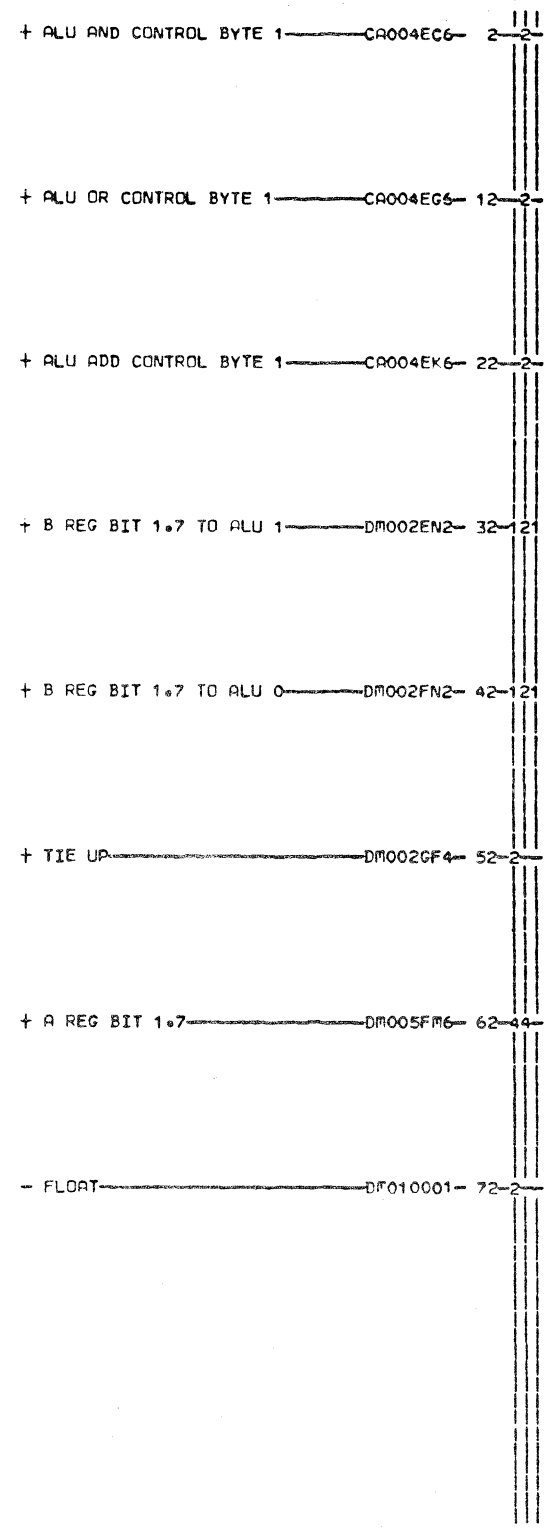


000 DM009
 117 + ALU 0 CARRY BIT 1.6 — DM008-DA6
 217 + ALU 0 EXCLUSIVE OR BIT 1.6 — ED2
 LDM004
 124 + ALU 1 CARRY BIT 1.6 — DM008-EG6
 311 - ALU 0 SUM BIT 1.6 — FF2
 LDM014 LDM004 LDM006
 304 - ALU 1 SUM BIT 1.6 — GM2
 LDM004 LDM006

LOC. TYPE
 A-B4Q2 6802

DM009
 000

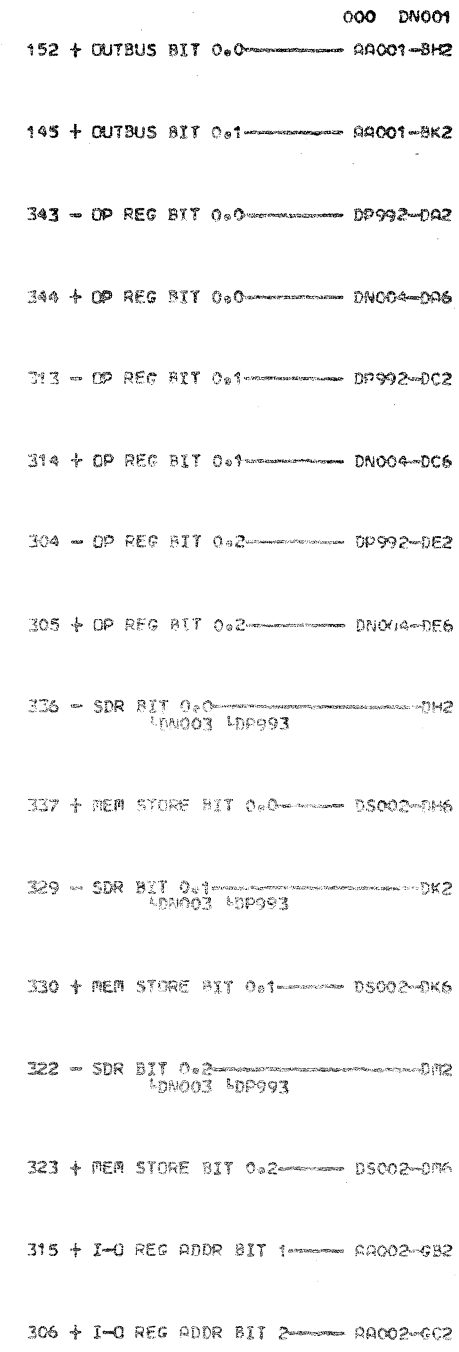
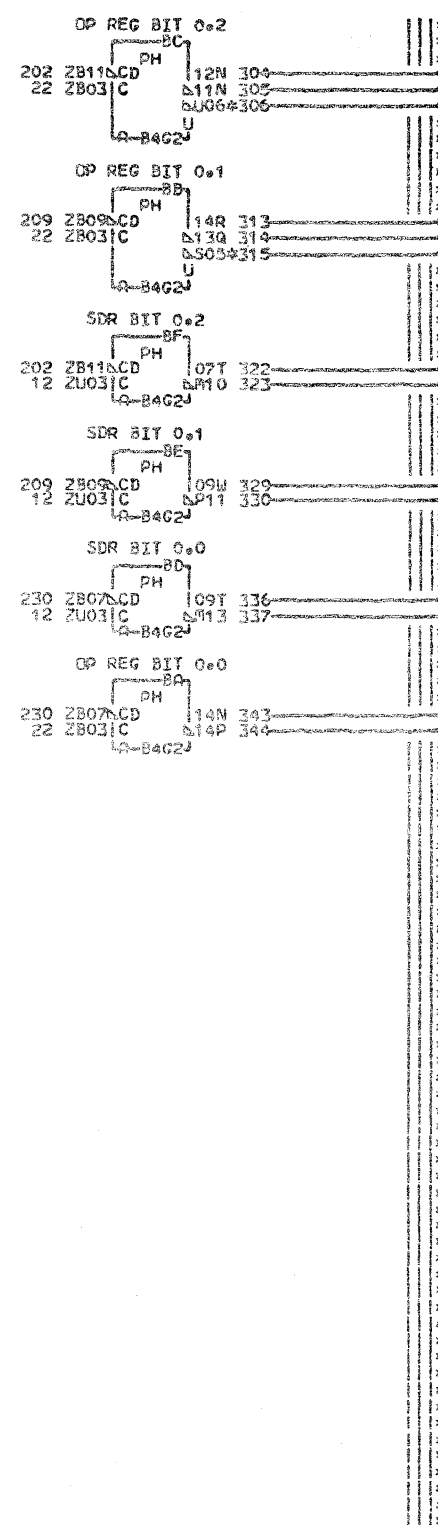

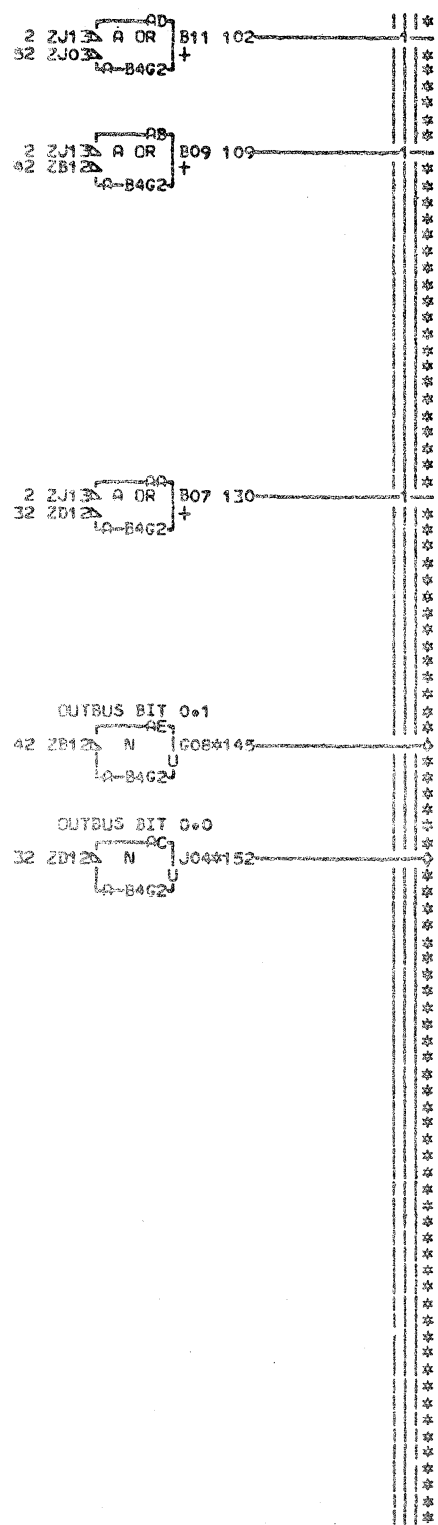

ALU 0 AND ALU 1 BIT 1.6	
E.C. HISTORY	E. MACH. 3705
FRAME	01
DATE LAST EC	IBM CORP. SCD DM009
10-14-80 344270	P.N. 1859625 000



LOC. TYPE
A-B4Q2 6802

DM010
000

ALU 0 AND ALU 1 BIT 1.7		EACH 3705	
E.C. HISTORY		FRAME	01
DATE LAST EC		IBM CORP. SCD	DM010
10-14-80 344270		P.No. 1859626	000

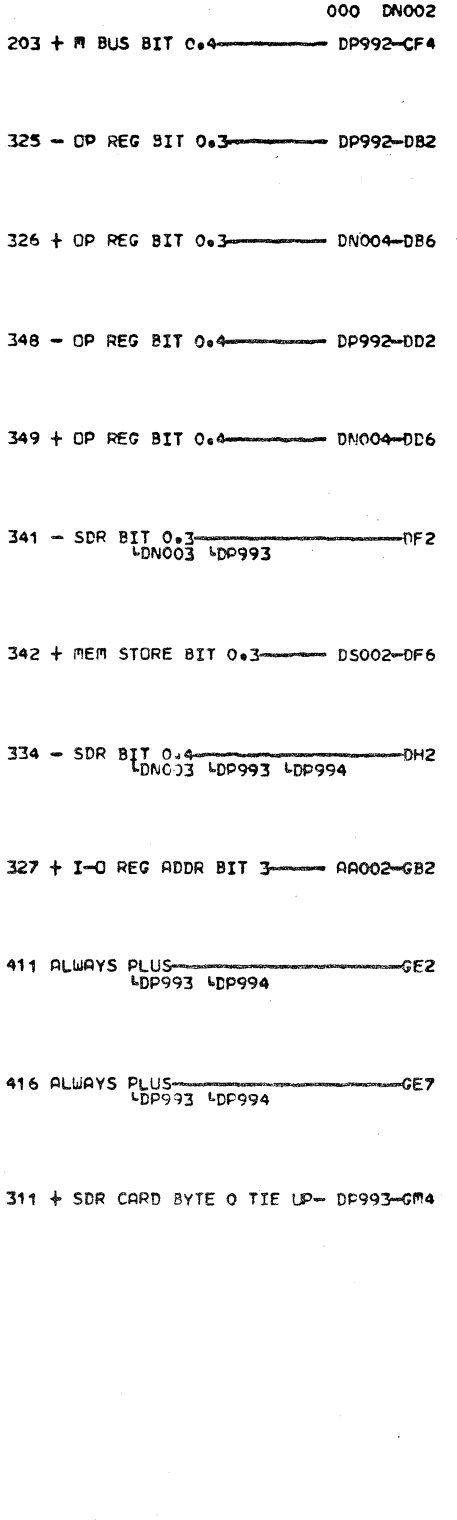

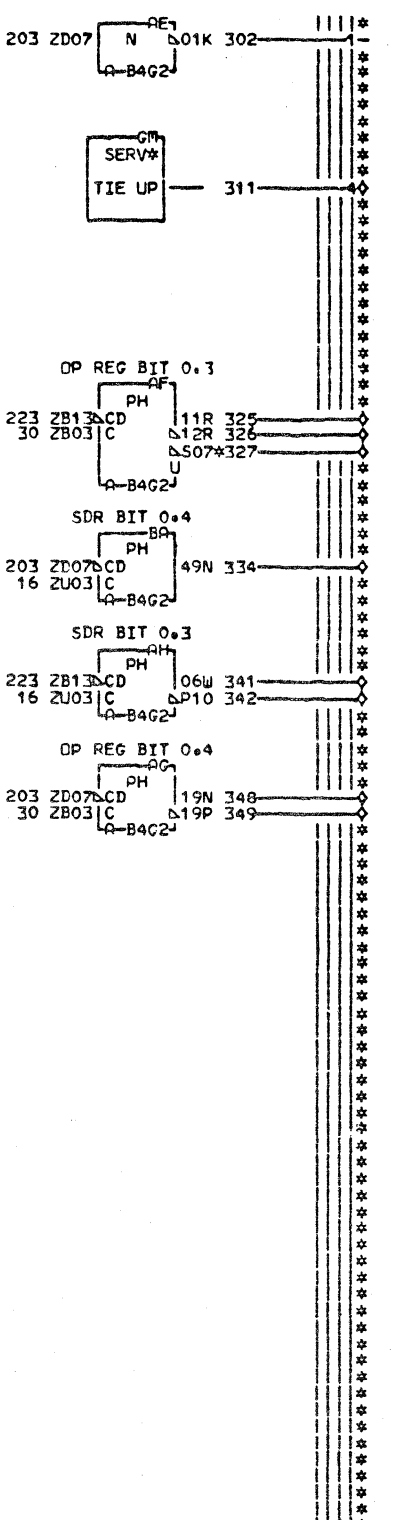

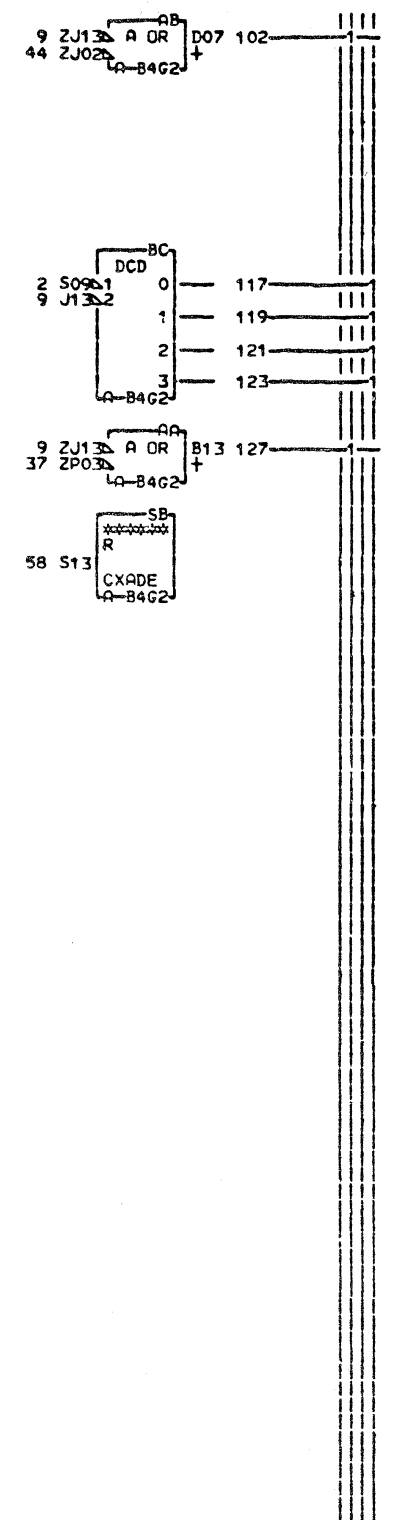
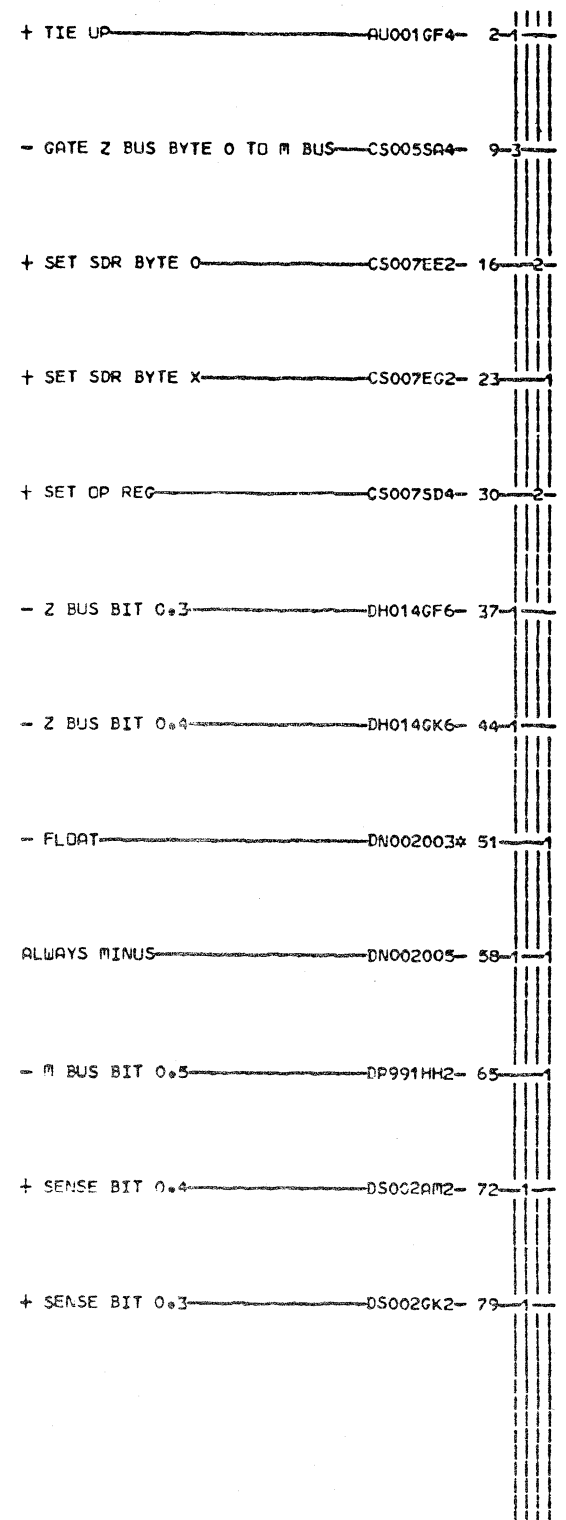


EDGE CAWN.
 145 A-B4U4B05
 152 A-B4U4B04
 306 A-B4V5B05
 315 A-B4V5B04

LOC. TYPE
 A-B4G2 AB90

OP REG AND SDR
 BITS 0.0-0.4
 E.C.-HISTORY - F-PACH.3705
 FRAME 01
 DATE LAST EC IBR CORP. SCD DN001
 10-14-80 344270 P.No. 1859627 C00

DN001
 C00



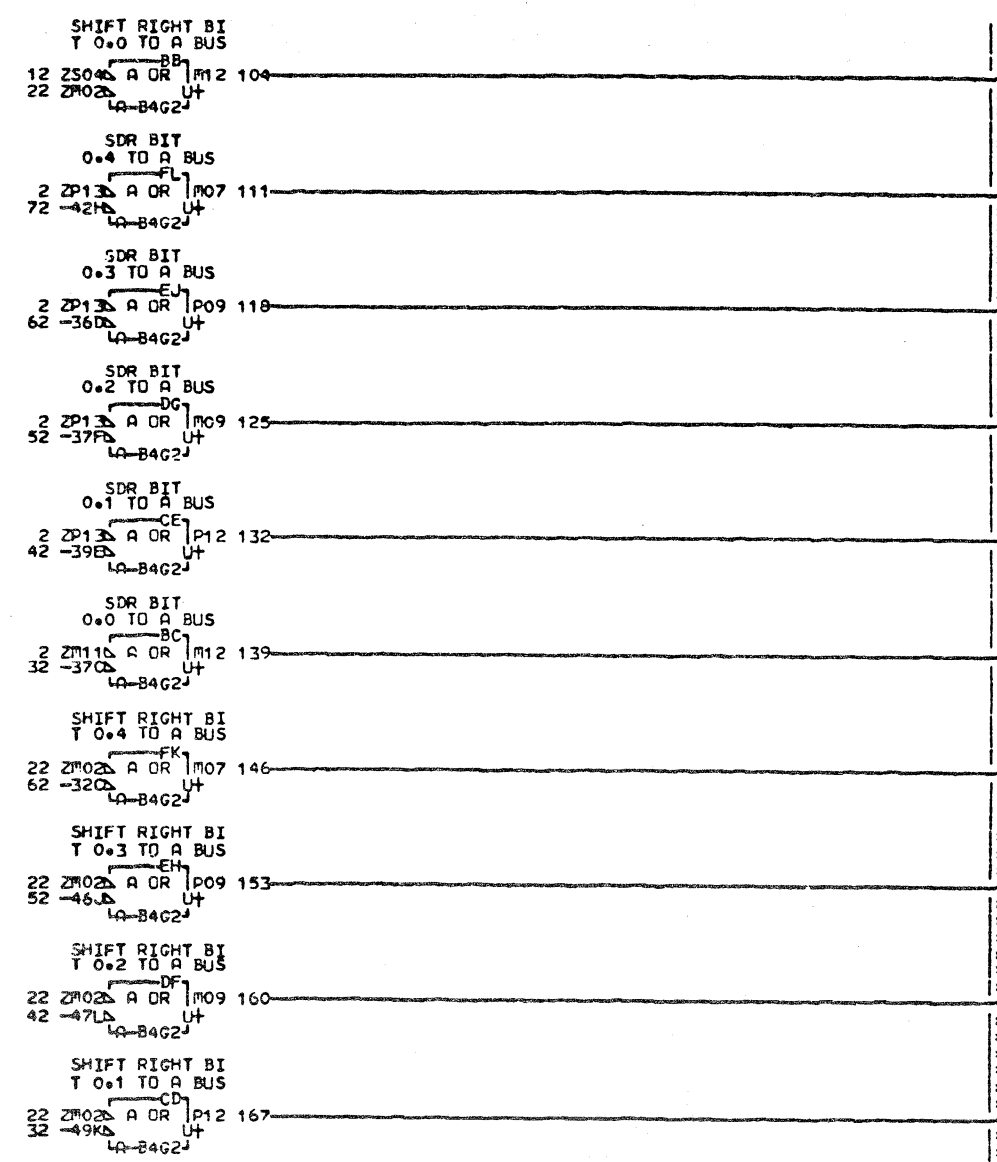
EDGE CONN.
 51 RESISTOR
 A-B4G2U10
 327 A-B4V5B06

LOC. TYPE
 A-B4G2 AB90

DN002
 000

OP REG AND SDR
 BITS 0.0-0.4
 -E.C.-+ISTORY- E-MACH.3705
 FRAME 01
 IBM CORP.SCD DN002
 DATE LAST EC P.N. 1859628 000
 10-14-80 344270

- GATE SDR 0.0-0.4 TO A BUS—CF003DB6— 2-5
 - SHIFT RIGHT BIT 0.0—CF004CE6— 12-
 - SHIFT RIGHT—CF004CF6— 22-5
 - SDR BIT 0.0—DN001DH2— 32-2
 - SDR BIT 0.1—DN001DK2— 42-2
 - SDR BIT 0.2—DN001DM2— 52-2
 - SDR BIT 0.3—DN002DF2— 62-2
 - SDR BIT 0.4—DN002DH2— 72-



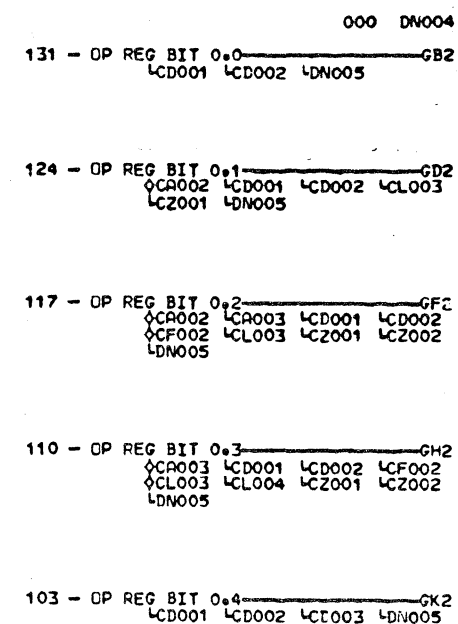
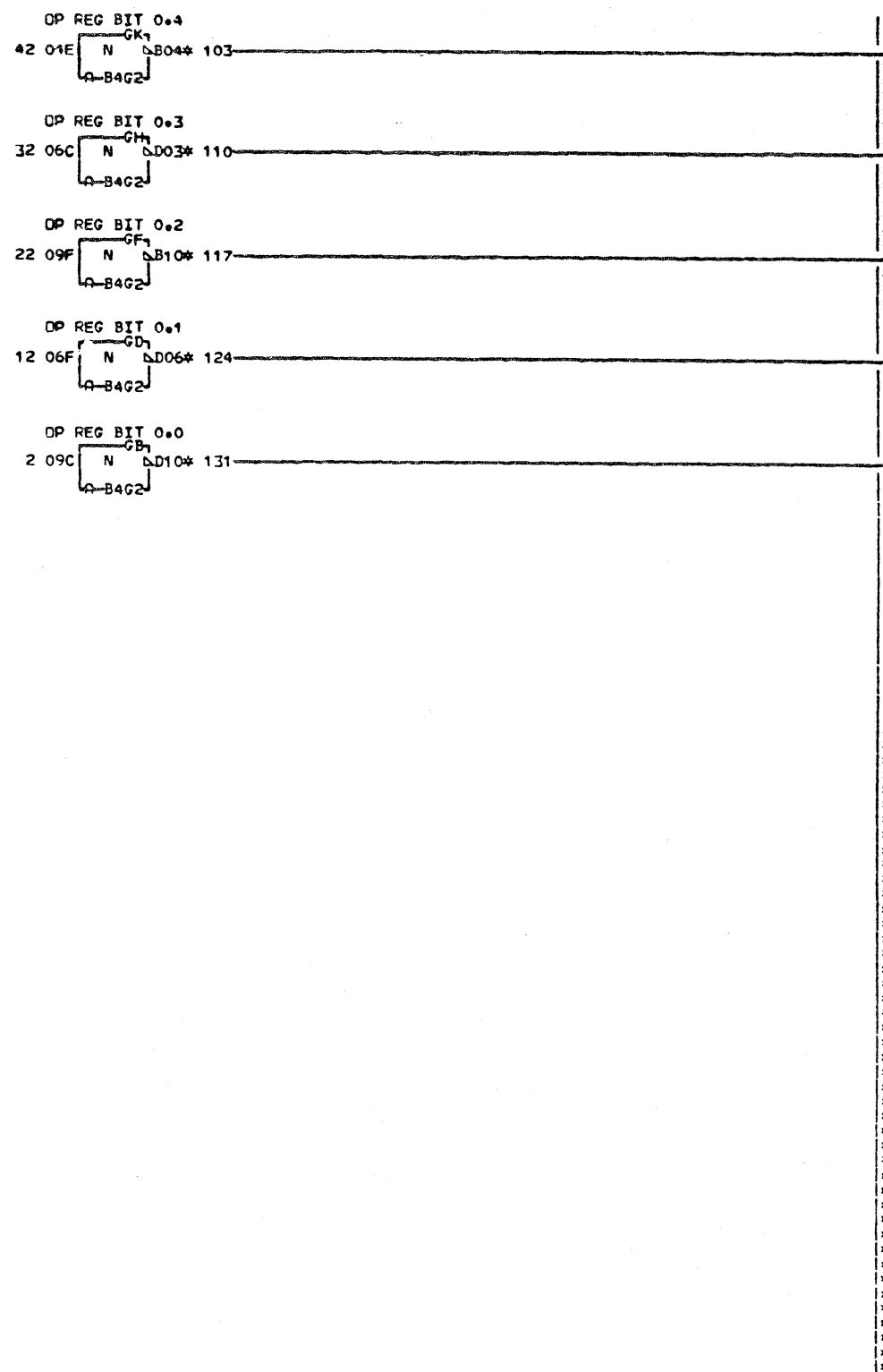
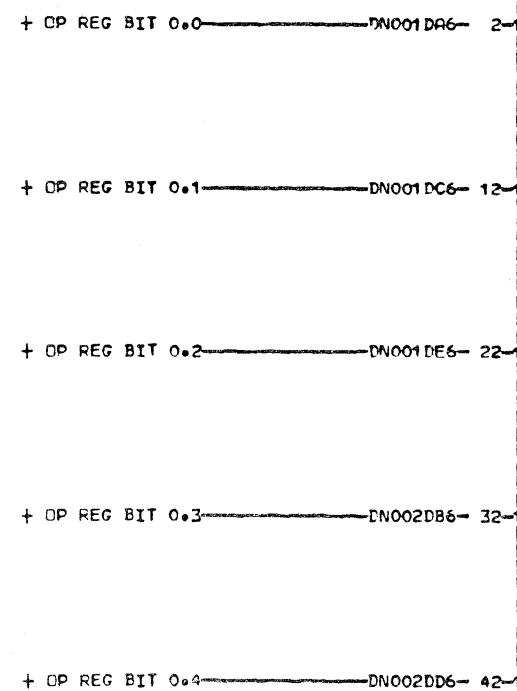
000 DN003

104 + SHIFT RIGHT BIT 0.0 TO A BUS—BB2
 LDG975
 139 + SDR BIT 0.0 TO A BUS—DG975-BC2
 167 + SHIFT RIGHT BIT 0.1 TO A BUS—CD2
 LDG975
 132 + SDR BIT 0.1 TO A BUS—DG975-CE2
 160 + SHIFT RIGHT BIT 0.2 TO A BUS—DF2
 LDH015
 125 + SDR BIT 0.2 TO A BUS—DH015-DG2
 153 + SHIFT RIGHT BIT 0.3 TO A BUS—EH2
 LDH015
 118 + SDR BIT 0.3 TO A BUS—DH015-EJ2
 146 + SHIFT RIGHT BIT 0.4 TO A BUS—FK2
 LDH015
 111 + SDR BIT 0.4 TO A BUS—DH015-FL2

LOC. TYPE
A-B4G2 AB90

DN003
000

OP REG AND SDR CARD	
BITS 0.0-0.4	
E-C-HISTORY	E-MACH. 3705
FRAME	01
DATE LAST EC	IBM CORP. SCD DN003
1C-14-80 344270	P.N. 1859629 000



NOTE. SEE PAGE DN005
FOR GATE OP REG
TO INDICATOR GATES

DN004
000

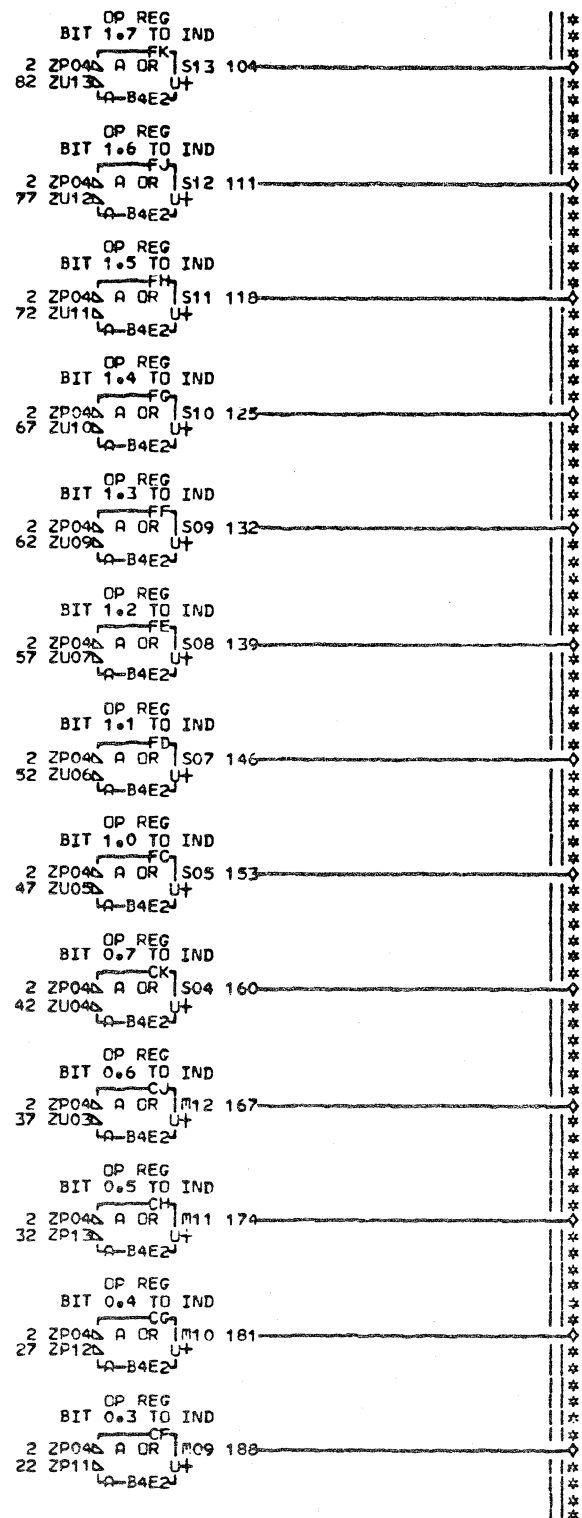
EDGE CONN. 01A-B3A6D02

103	A-B4B1B11
01A	B3B6B02
110	A-B4B1A13
01A	B3B6A04
117	A-B4A1E11
01A	B3A6E02
124	A-B4A1D13
01A	B3A6D04
131	A-B4A1D11


LOC. TYPE
A-B4G2 AB90

OP REG AND SDR BITS 0.0-0.4	
E.C.-HISTORY	E-MACH. 3705
DATE	LAST EC
10-14-60	344270
FRAME	01
IBM CORP. SCD	DN004
P.N. 1859630	000

- GATE OP REG TO IND—CU001FM6— 2-03
 - OP REG BIT 0.0—DN004GB2— 7-1
 - OP REG BIT 0.1—DN004GD2— 12-1
 - OP REG BIT 0.2—DN004GF2— 17-1
 - OP REG BIT 0.3—DN004GH2— 22-1
 - OP REG BIT 0.4—DN004GK2— 27-1
 - OP REG BIT 0.5—DP991GB6— 32-1
 - OP REG BIT 0.6—DP991GE6— 37-1
 - OP REG BIT 0.7—DP992GA6— 42-1
 - OP REG BIT 1.0—DQ004GB2— 47-1
 - OP REG BIT 1.1—DQ004GD2— 52-1
 - OP REG BIT 1.2—DQ004GF2— 57-1
 - OP REG BIT 1.3—DQ004GH2— 62-1
 - OP REG BIT 1.4—DQ004GK2— 67-1
 - OP REG BIT 1.5—DR991GB6— 72-1
 - OP REG BIT 1.6—DR991GE6— 77-1
 - OP REG BIT 1.7—DR992GA6— 82-1





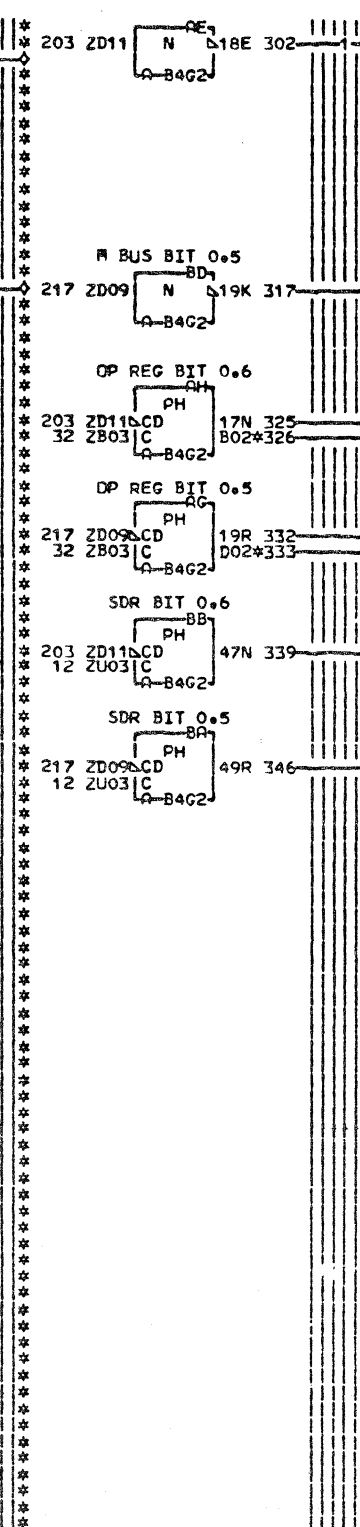

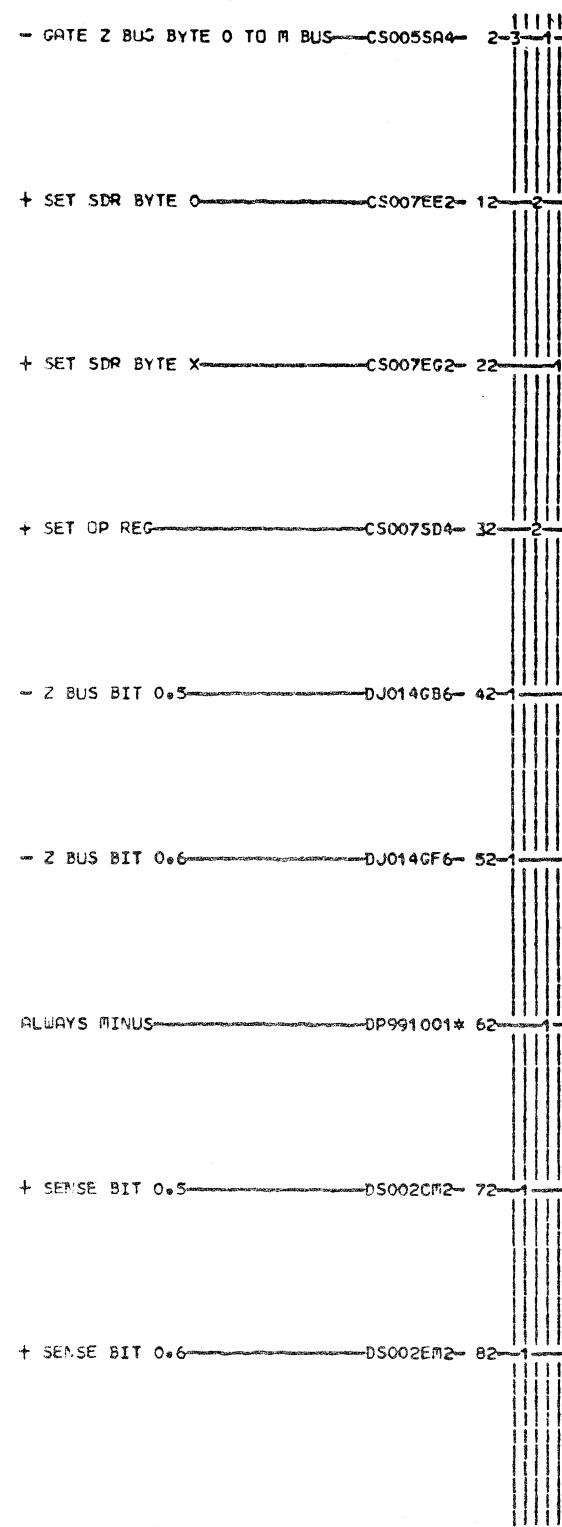
LOC. TYPE
 A-B4E2 AB89



000 DN005
 218 + OP REG BIT 0.0 TO IND— AP012-CC2
 211 + OP REG BIT 0.1 TO IND— AP012-CD2
 204 + OP REG BIT 0.2 TO IND— AP012-CE2
 188 + OP REG BIT 0.3 TO IND— AP012-CF2
 181 + OP REG BIT 0.4 TO IND— AP013-CG2
 174 + OP REG BIT 0.5 TO IND— AP013-CH2
 167 + OP REG BIT 0.6 TO IND— AP013-CJ2
 160 + OP REG BIT 0.7 TO IND— AP013-CK2
 153 + OP REG BIT 1.0 TO IND— AP014-FC2
 146 + OP REG BIT 1.1 TO IND— AP014-FD2
 139 + OP REG BIT 1.2 TO IND— AP014-FE2
 132 + OP REG BIT 1.3 TO IND— AP014-FF2
 125 + OP REG BIT 1.4 TO IND— AP015-FG2
 118 + OP REG BIT 1.5 TO IND— AP015-FH2
 111 + OP REG BIT 1.6 TO IND— AP015-FJ2
 104 + OP REG BIT 1.7 TO IND— AP015-FK2

DN005
 000

FROM SDR CARDS		E.C.—HISTORY—E. MACH. 3705	
DATE	LAST EC	FRAME	01
10-14-80	344270	IBM CORP. SCD	DN005
		P. No. 1859631	000

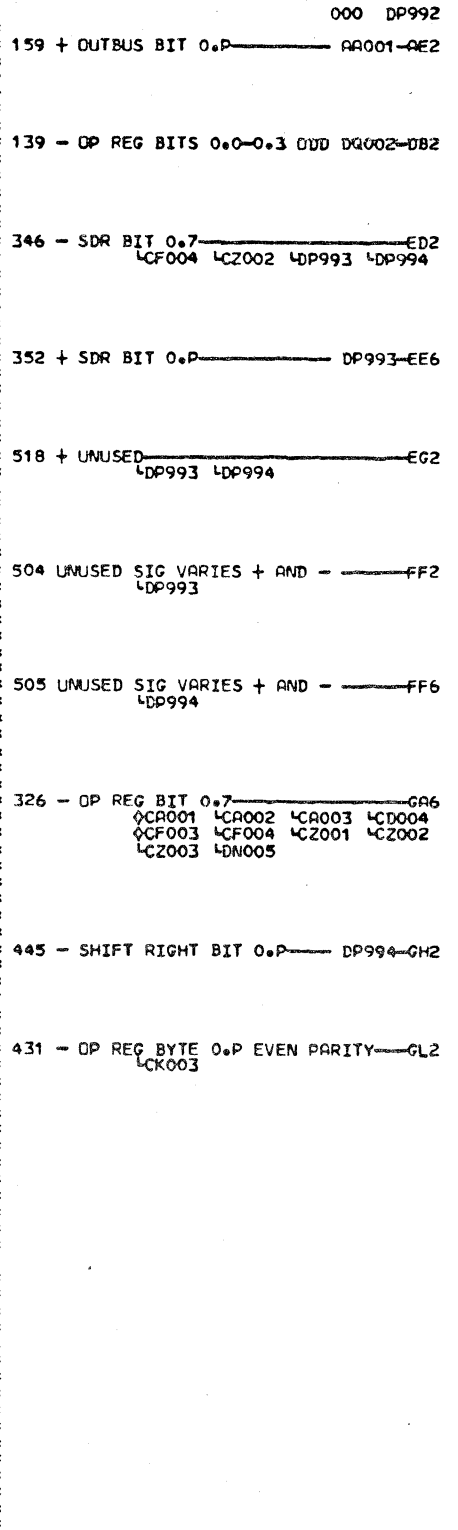
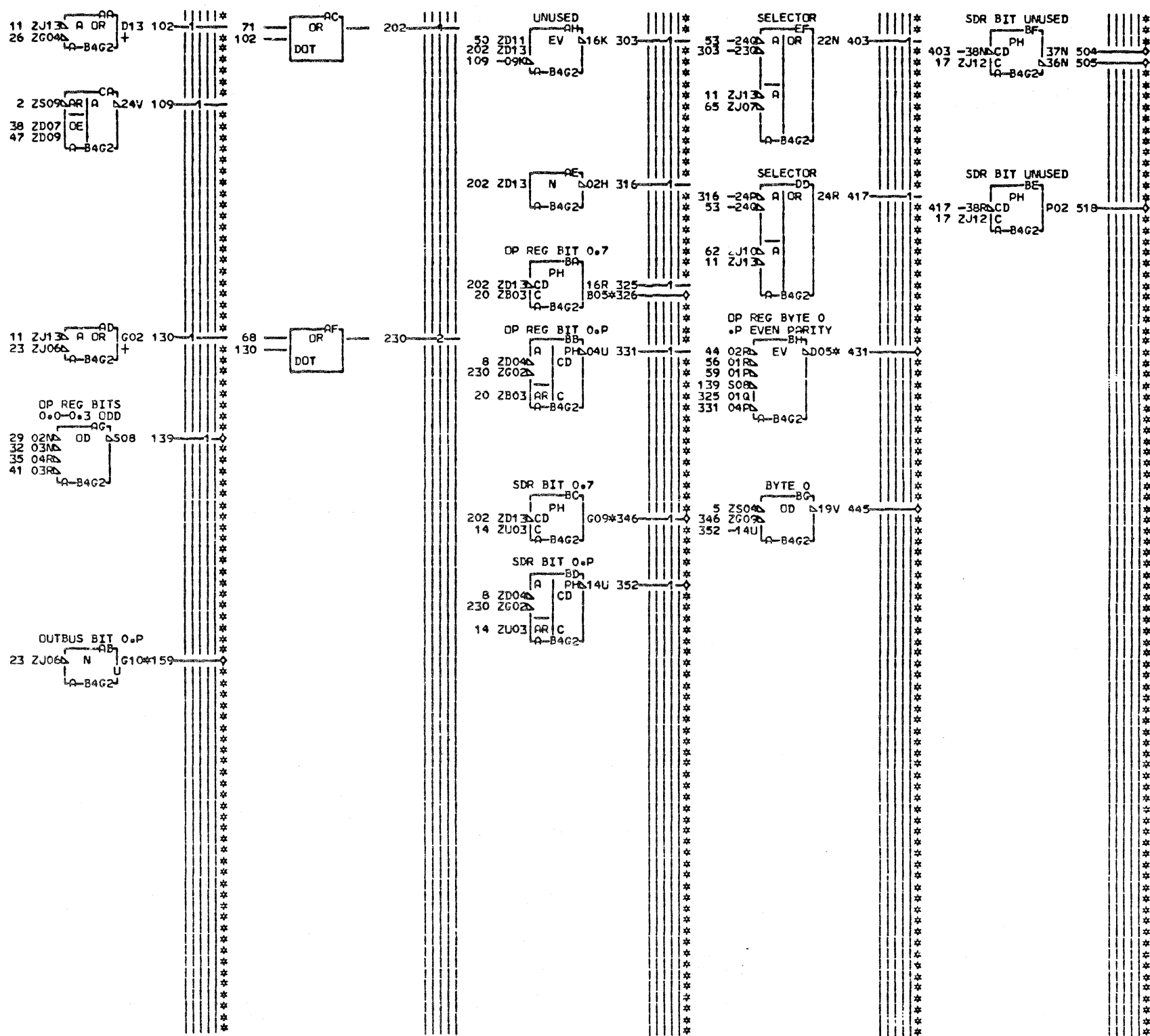
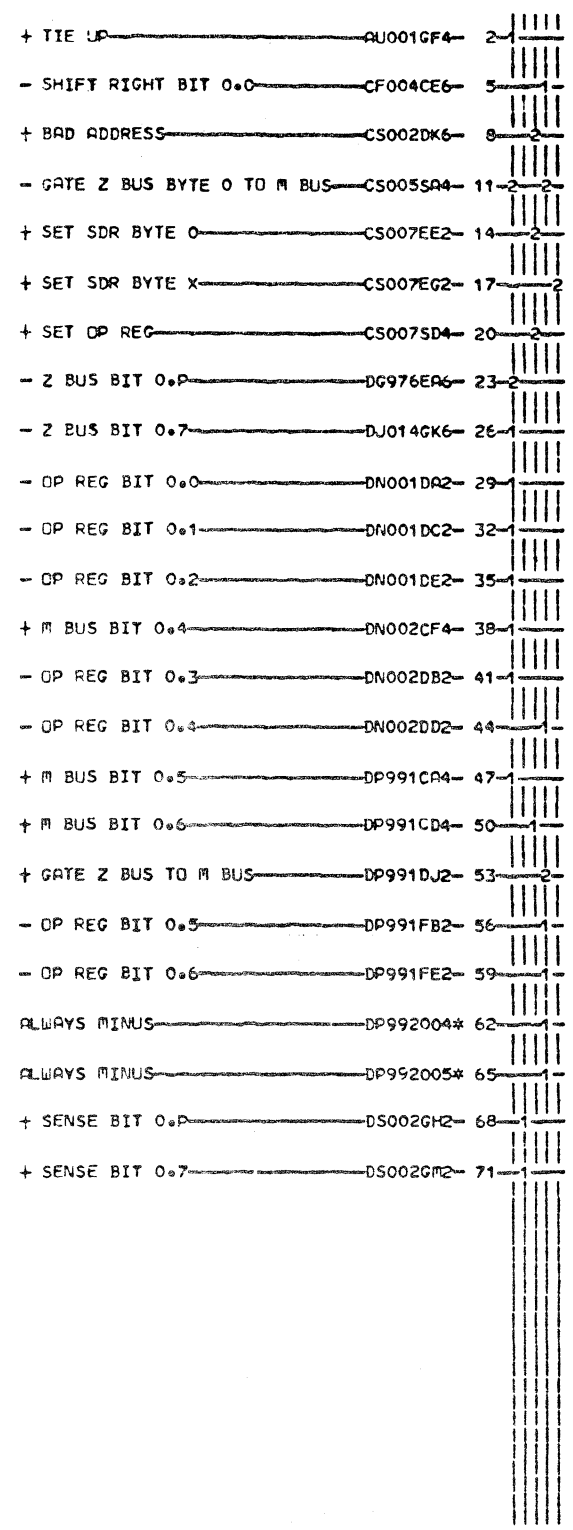


NOTE. SEE PAGE DN005 FOR GATE OP REG TO INDICATOR GATES

EDGE CONN.
62 RESISTOR
A-B4G2G07
326 A-B4B1C11
01A-B3B6C02
333 A-B4B1B13
01A-B3B6B04

LOC. TYPE
A-B4G2 AB90

OP REG AND SDR BITS 0.5-0.7
-E.C.-HISTORY-E. MACH.3705
FRAME 01
DATE LAST EC 10-14-80 344270
IBM CORP.SCD P.No. 1859632 DP991 000

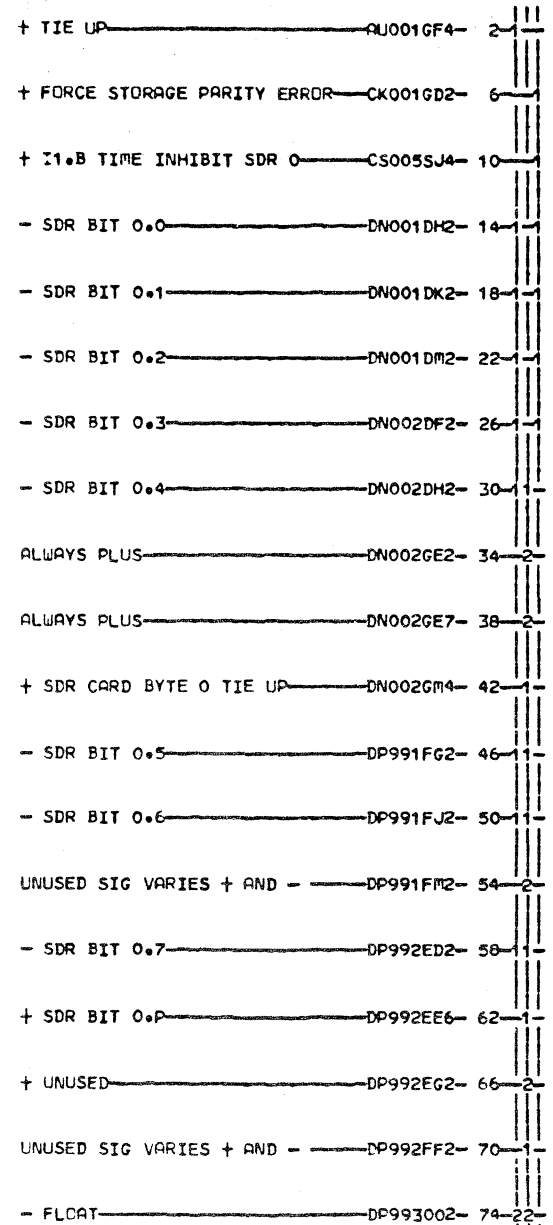


NOTE. SEE PAGE DN005 FOR GATE OP REG TO INDICATOR GATES

EDGE CONN. 431 A-B4N6B04
 62 RESISTOR A-B4G2J10
 65 RESISTOR A-B4G2J07
 159 A-B4U4B02
 326 A-B4B1C13
 01A-B3B6C04
 346 A-B4Q1E11
 01A-B3Q6E02

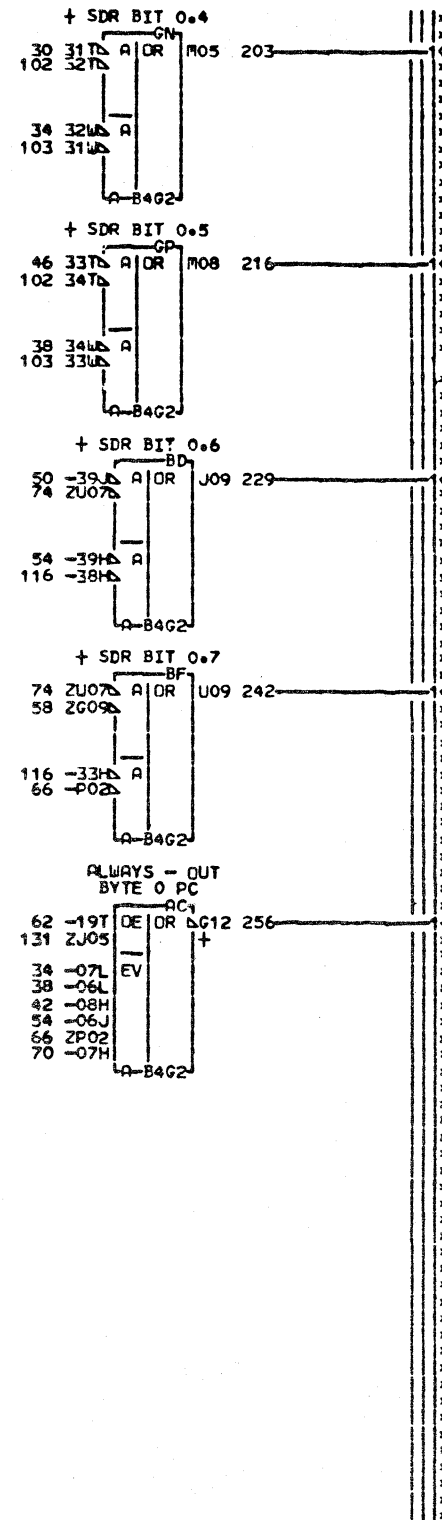
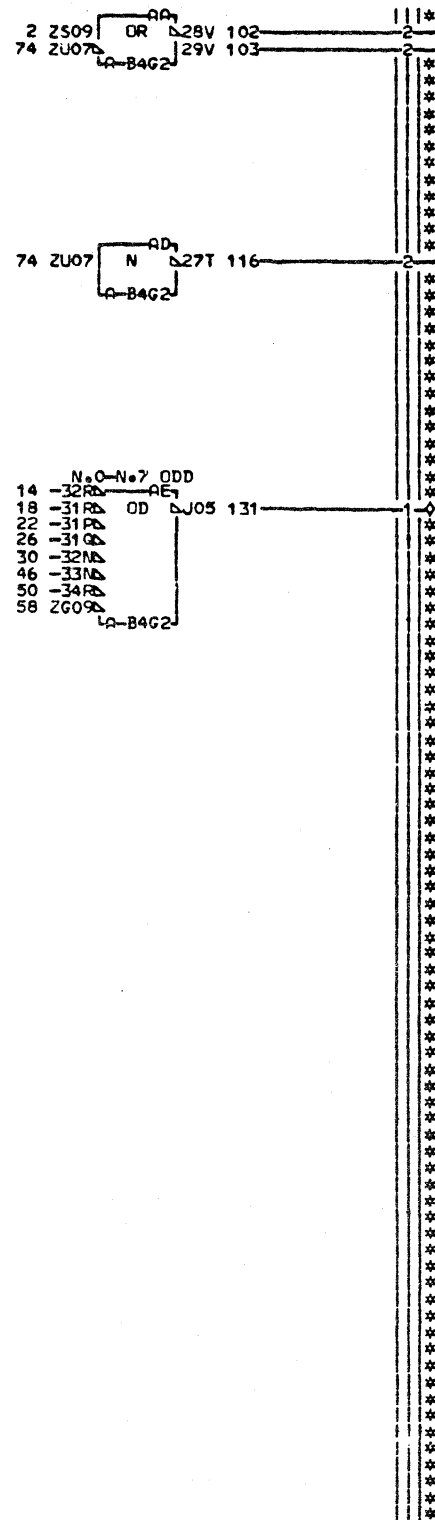
LDC TYPE A-B4G2 AB90

DP REG AND SDR BITS 0.5-0.7
 E.C. HISTORY — E-MACH. 3705
 FRAME 01
 IBM CORP. SCD DP992
 DATE LAST EC 10-14-80 344270
 P.N. 1859633 000

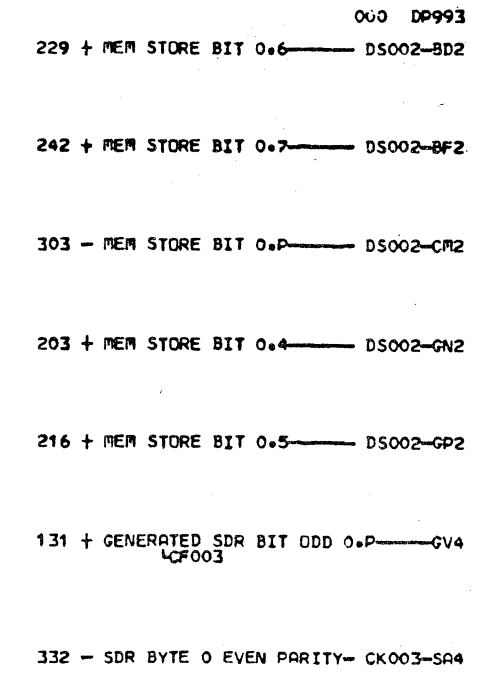
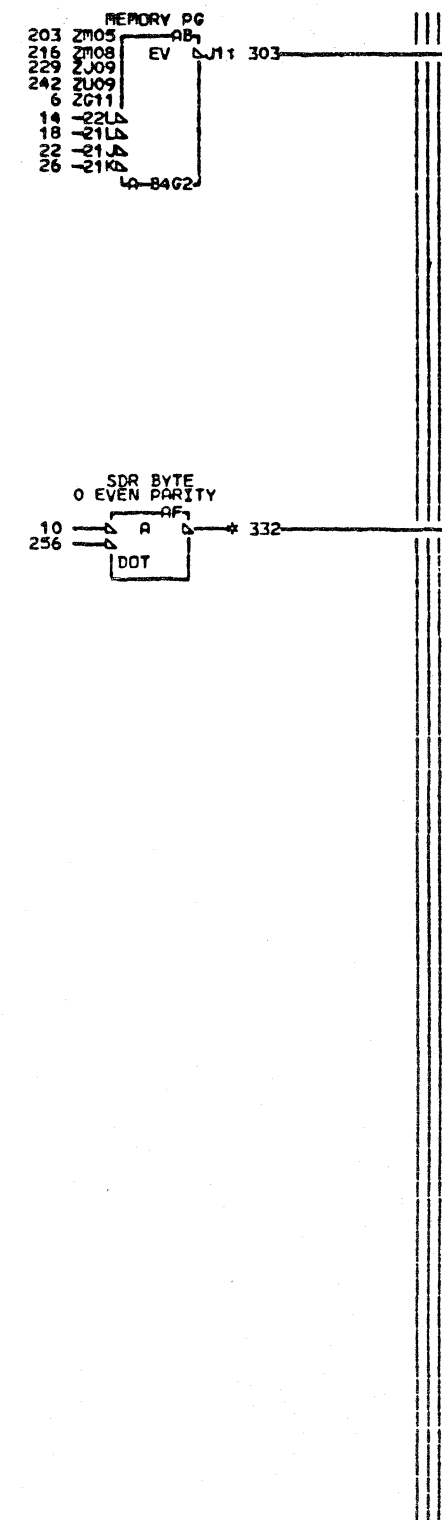


EDGE CONN.
332 A-B4Q1C13
01A-B3Q6C04

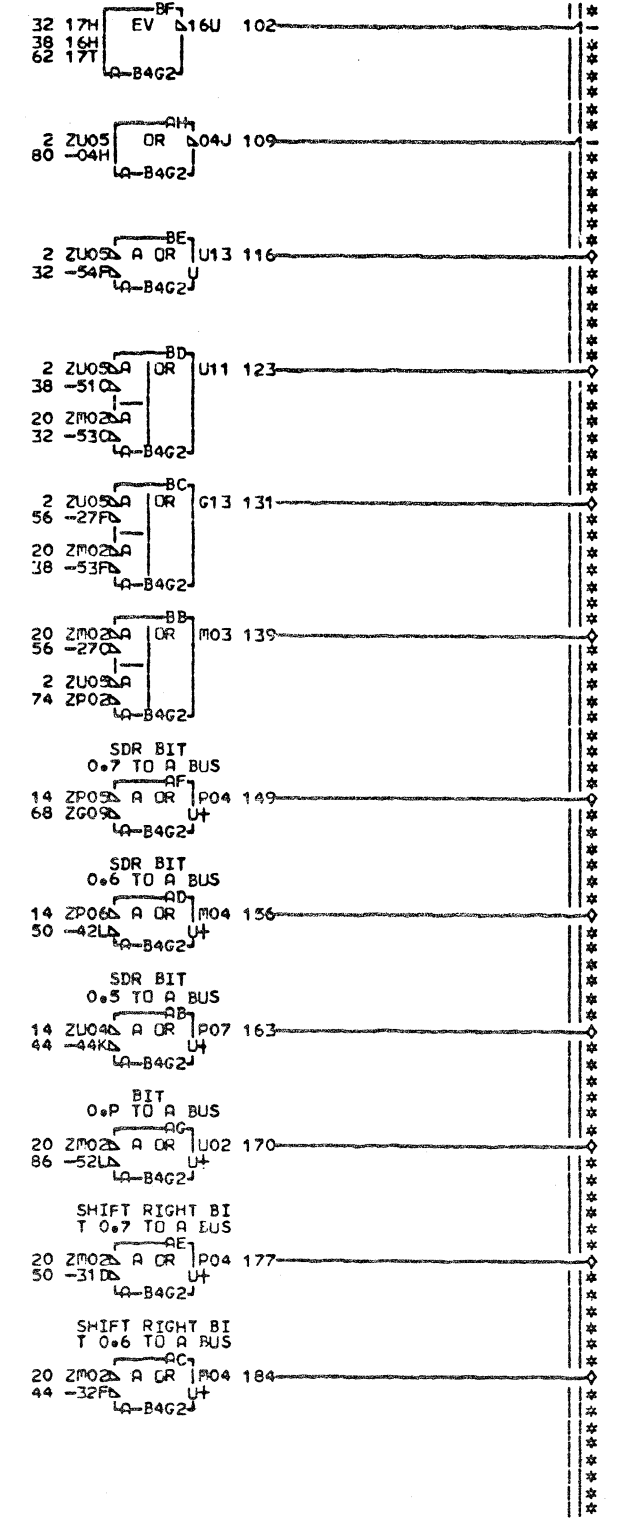
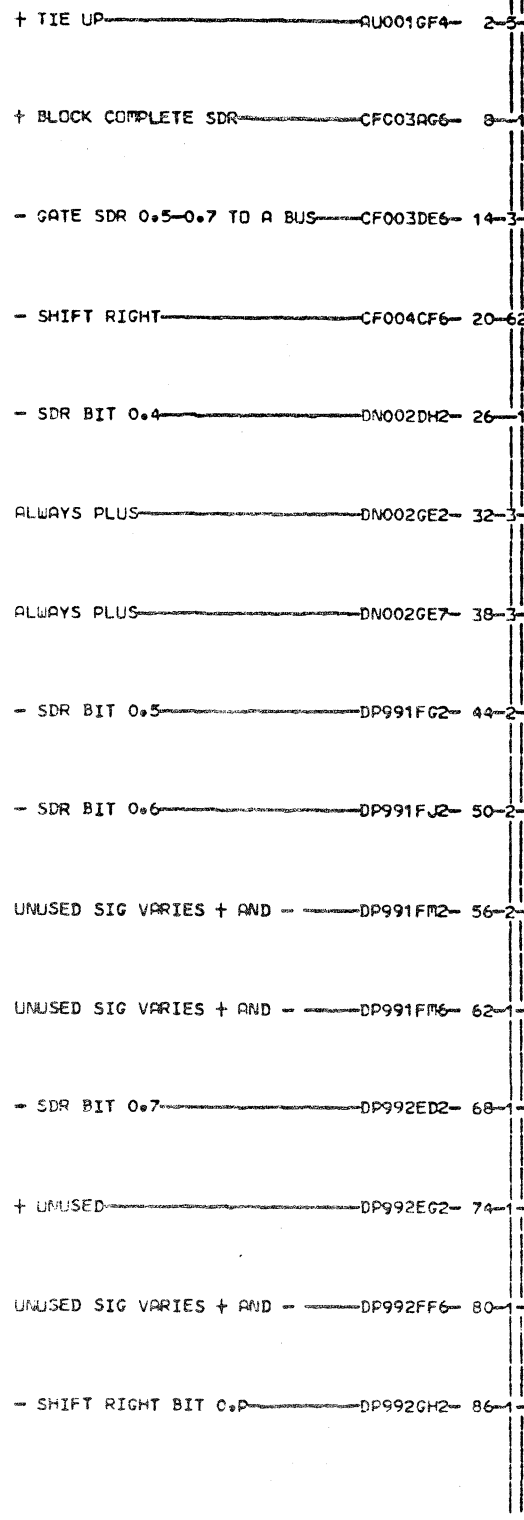
DP993
000



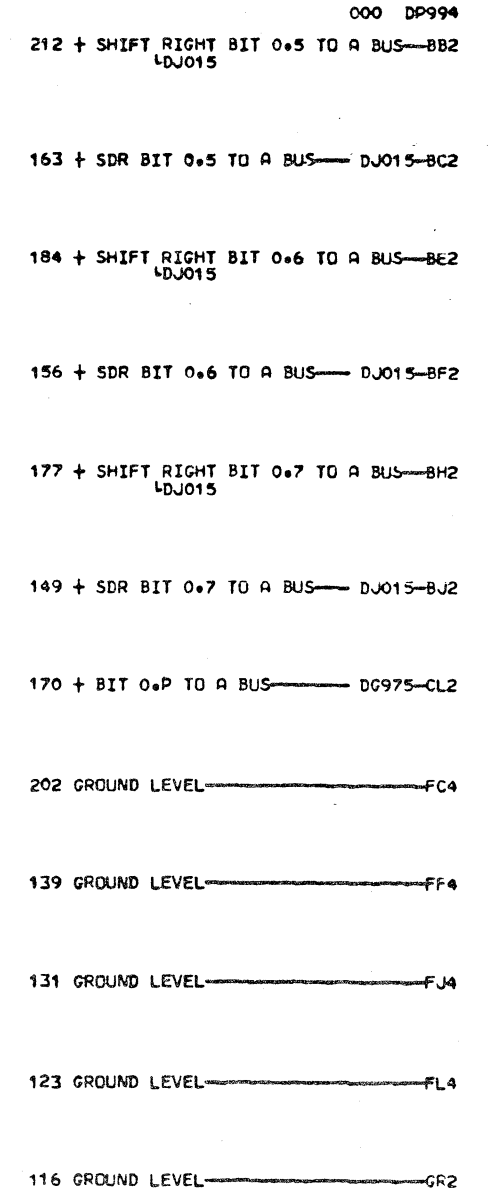

LDC. TYPE
A-B4G2 AB90



CCU DATA FLOW
SDR CP REG CARD
E.C. HISTORY E MACH. 3705
FRAME 01
IBM CORP. SCD DP993
DATE LAST EC P.No. 1859634 000
10-14-80 344270

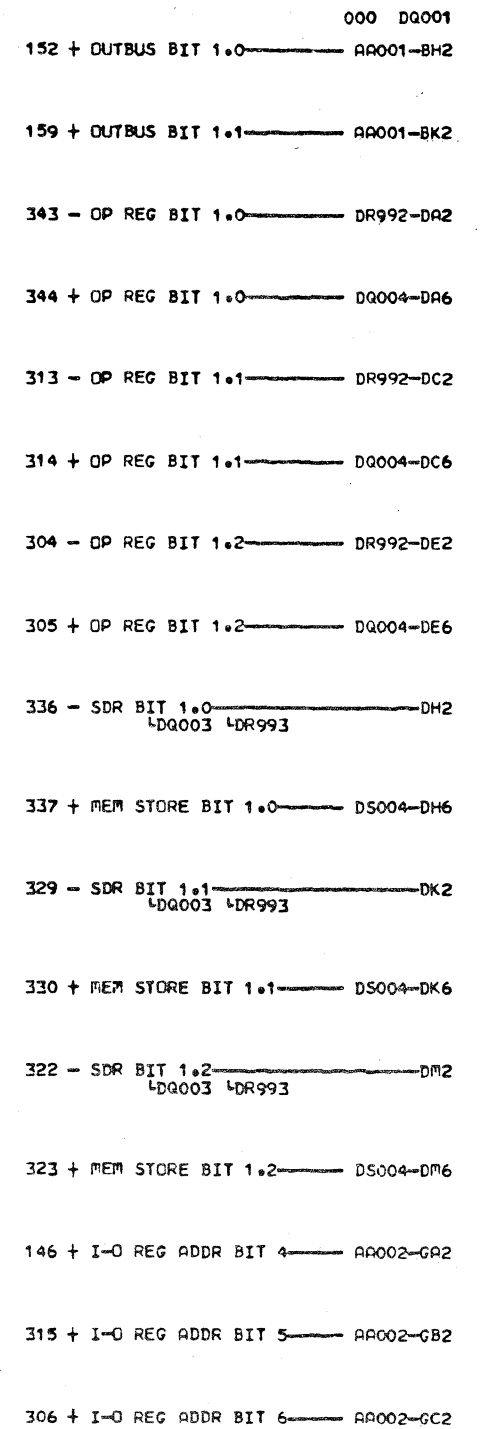
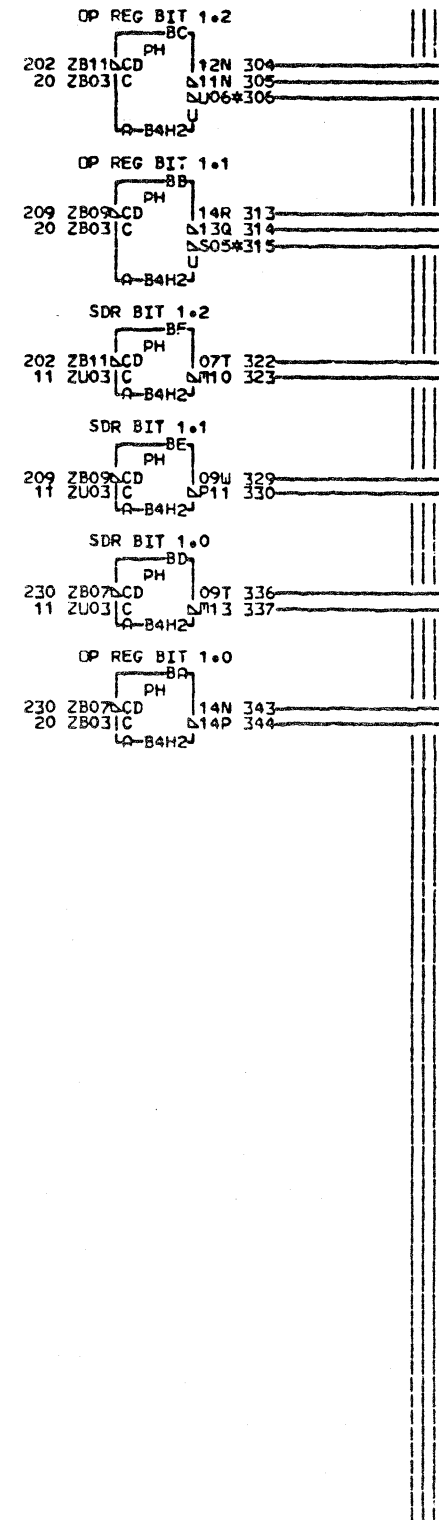

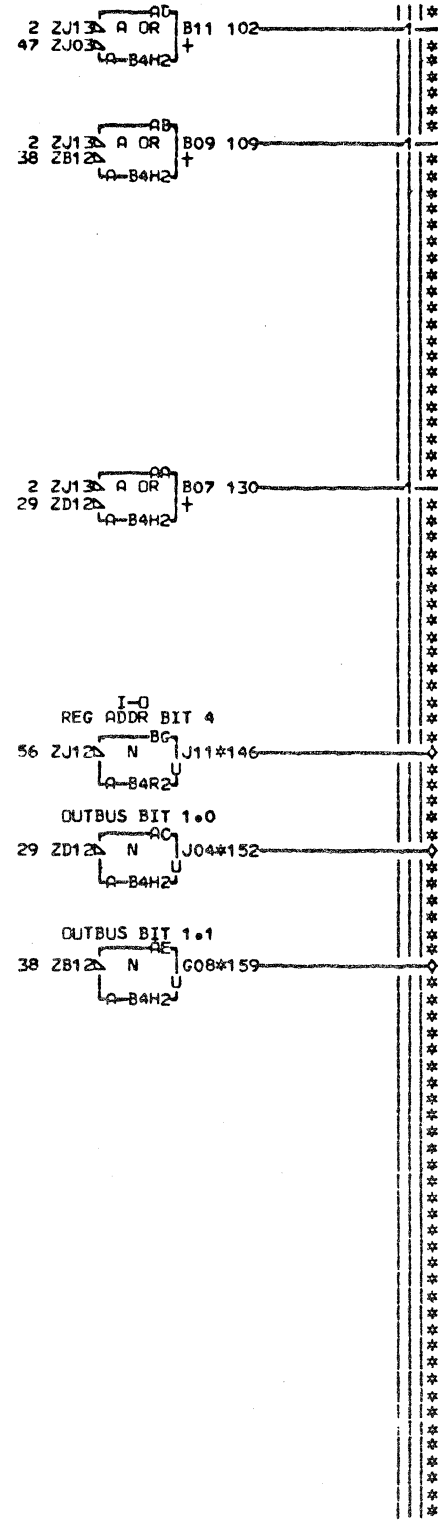
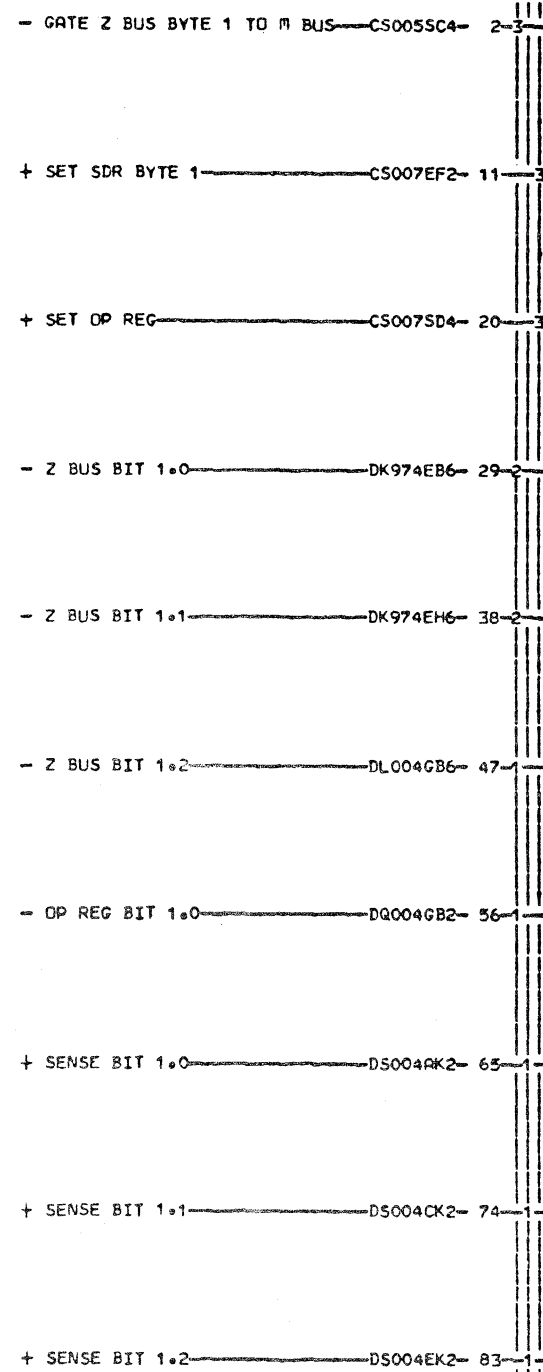


LOC. TYPE
A-B4G2 AB90



DP994
000

DP REG AND SDR BITS 0.5-0.7		E-MACH. 3705	
-E.C. HISTORY		FRAME	01
DATE	LAST EC	IBR CORP. SCD	DP994
10-14-80	344270	P.No. 1859635	000

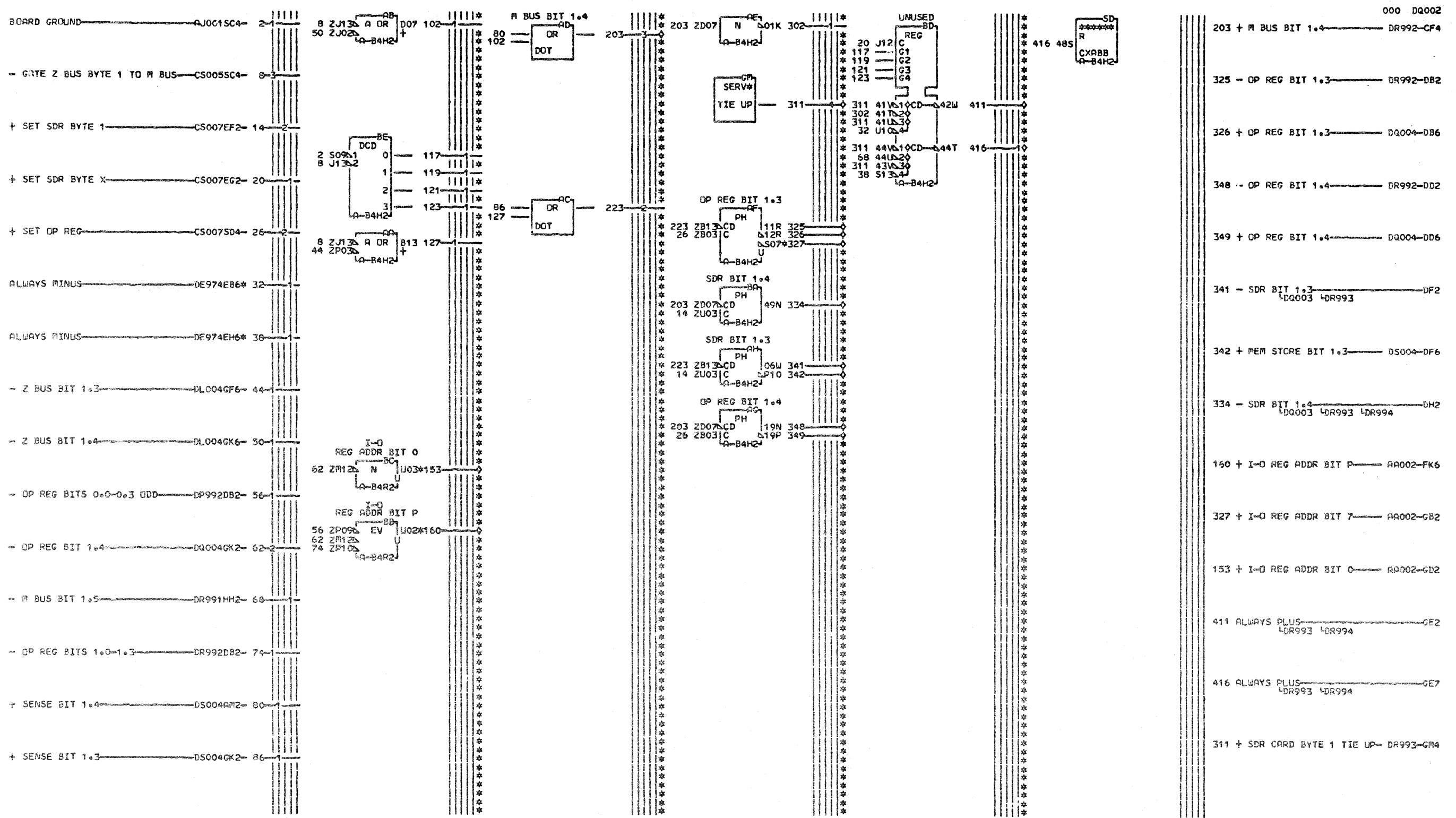


EDGE CONN.
 146 A-B4V5B08
 152 A-B4U4D03
 159 A-B4U4D05
 306 A-B4V5B10
 315 A-B4V5B09

LOC. TYPE
 A-B4H2 AB90
 A-B4R2 6807

DQ001
 000

OP REG AND SDR
 BITS 1.0-1.4
 -E.C.-HISTORY- E-RACH-3705
 FRAME 01
 IBR CORP. SCD DQ001
 DATE LAST EC 10-14-80 344270 P.N. 1859636 000



DQ002
000

EDGE CONN.
32 RESISTOR
A-B4H2U10
38 RESISTOR
A-B4H2S13
153 A-B4V5B02
160 A-B4V5B13
327 A-B4V5B12

LDC TYPE
A-B4H2 AB90
A-B4R2 6807

OP REG AND SDR BITS 1.0-1.4	
E.C. HISTORY	E. MACH. 3705
DATE LAST EC	FRAME 01
10-14-80 344270	IBM CORP. 5CD DQ002
P.N. 1859637	000

- GATE SDR 1.0 TO A BUS—CF003DF6— 2-1

- GATE SDR 1.1-1.5 TO A BUS—CF003EH6— 12-4

- SHIFT RIGHT BIT 1.0—CF004CC6— 22-1

- SHIFT RIGHT—CF004CF6— 32-5


- SDR BIT 1.0—DQ001DH2— 42-2

- SDR BIT 1.1—DQ001DK2— 52-2

- SDR BIT 1.2—DQ001DM2— 62-2

- SDR BIT 1.3—DQ002DF2— 72-2

- SDR BIT 1.4—DQ002DH2— 82-1



000 DQ003

139 + SHIFT RIGHT BIT 1.0 TO A BUS—BB2
LDK975

104 + SDR BIT 1.0 TO A BUS— DK975—BC2

132 + SHIFT RIGHT BIT 1.1 TO A BUS—CD2
LDK975

167 + SDR BIT 1.1 TO A BUS— DK975—CE2

125 + SHIFT RIGHT BIT 1.2 TO A BUS—DF2
LDL005

160 + SDR BIT 1.2 TO A BUS— DL005—DG2

118 + SHIFT RIGHT BIT 1.3 TO A BUS—EH2
LDL005

153 + SDR BIT 1.3 TO A BUS— DL005—EJ2

111 + SHIFT RIGHT BIT 1.4 TO A BUS—FK2
LDL005

146 + SDR BIT 1.4 TO A BUS— DL005—FL2

LDC. TYPE
A-B4H2 AS90

DQ003
000

CCU DATA FLOW		SDR DP REG CARD	
E.C. HISTORY		MACH. 3705	
DATE LAST EC		FRAME 01	DQ003
10-14-80 344270		IBR CORP. SCD	000
		P.No. 1859638	

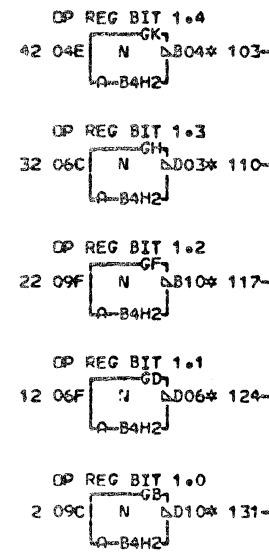
+ OP REG BIT 1.0 -----DQ001DA6- 2-

+ OP REG BIT 1.1 -----DQ001DC6- 12-

+ OP REG BIT 1.2 -----DQ001DE6- 22-

+ OP REG BIT 1.3 -----DQ002DB6- 32-

+ OP REG BIT 1.4 -----DQ002DD6- 42-



000 DQ004

131 - OP REG BIT 1.0 -----GB2
LC001 LCF002 LCF003 LCL004
LC005 LCX001 LDN005 LDQ001

124 - OP REG BIT 1.1 -----GD2
LCA003 LCD001 LCD003 LCL004
LCZ001 LCZ003 LDN005

117 - OP REG BIT 1.2 -----GF2
LCA003 LCD001 LCD003 LCL004
LCZ003 LDN005

110 - OP REG BIT 1.3 -----GH2
LCA003 LCD001 LCD003 LCL004
LCZ003 LDN005

103 - OP REG BIT 1.4 -----GK2
LCD002 LCD003 LDN005 LDQ002

NOTE. SEE PAGE DN005
FOR GATE OP REG
TO INDICATOR GATES



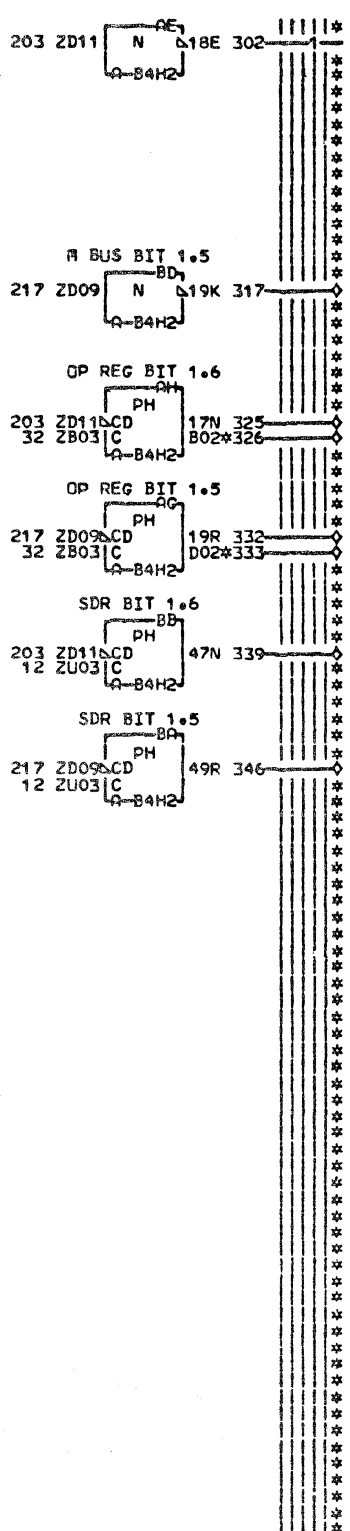


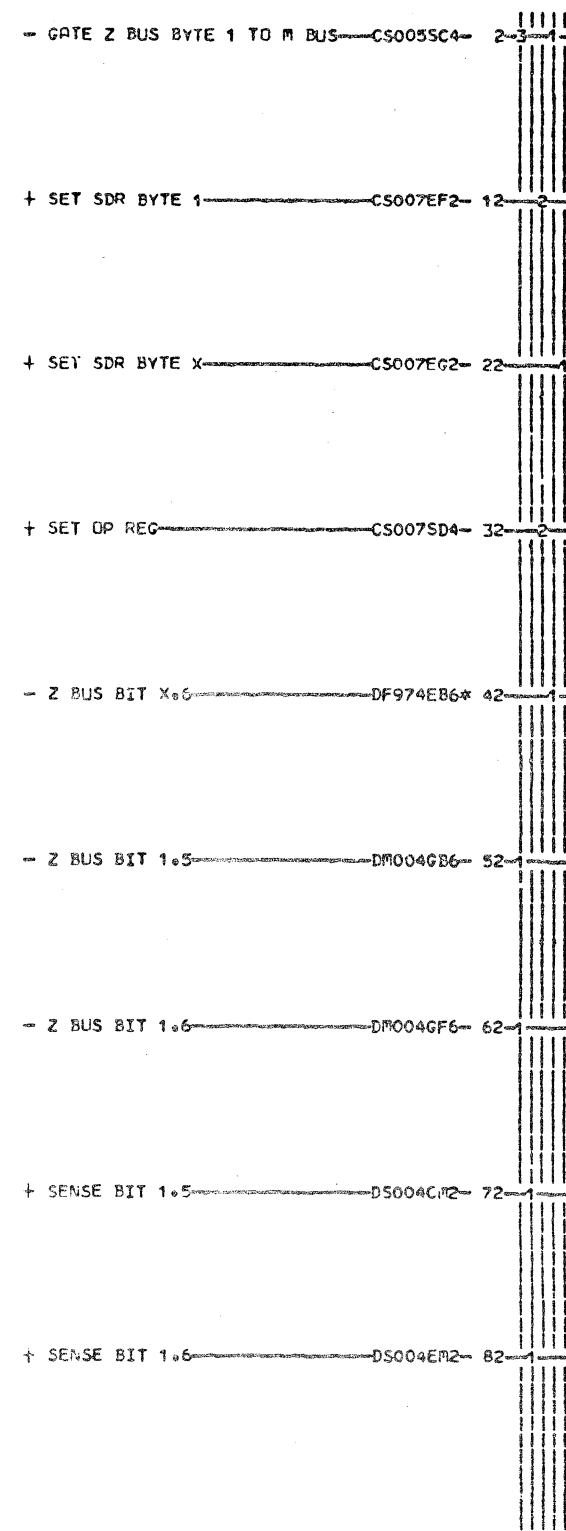
EDGE CONN. 01A-B3B6D02

103 A-B4C1B11
01A-B3C6B02
110 A-B4C1A13
01A-B3C6A04
117 A-B4C1A11
01A-B3C6A02
124 A-B4B1E13
01A-B3B6E04
131 A-B4B1D11

LOC. TYPE
A-B4H2 AB90

DQ004
000

CCU DATA FLOW	
SDR OP REG CARD	
E.C. HISTORY	MACH. 3705
DATE LAST EC	FRAME 01
10-14-80 344270	IBM CORP. SCD DQ004
	P.No. 1859639 000




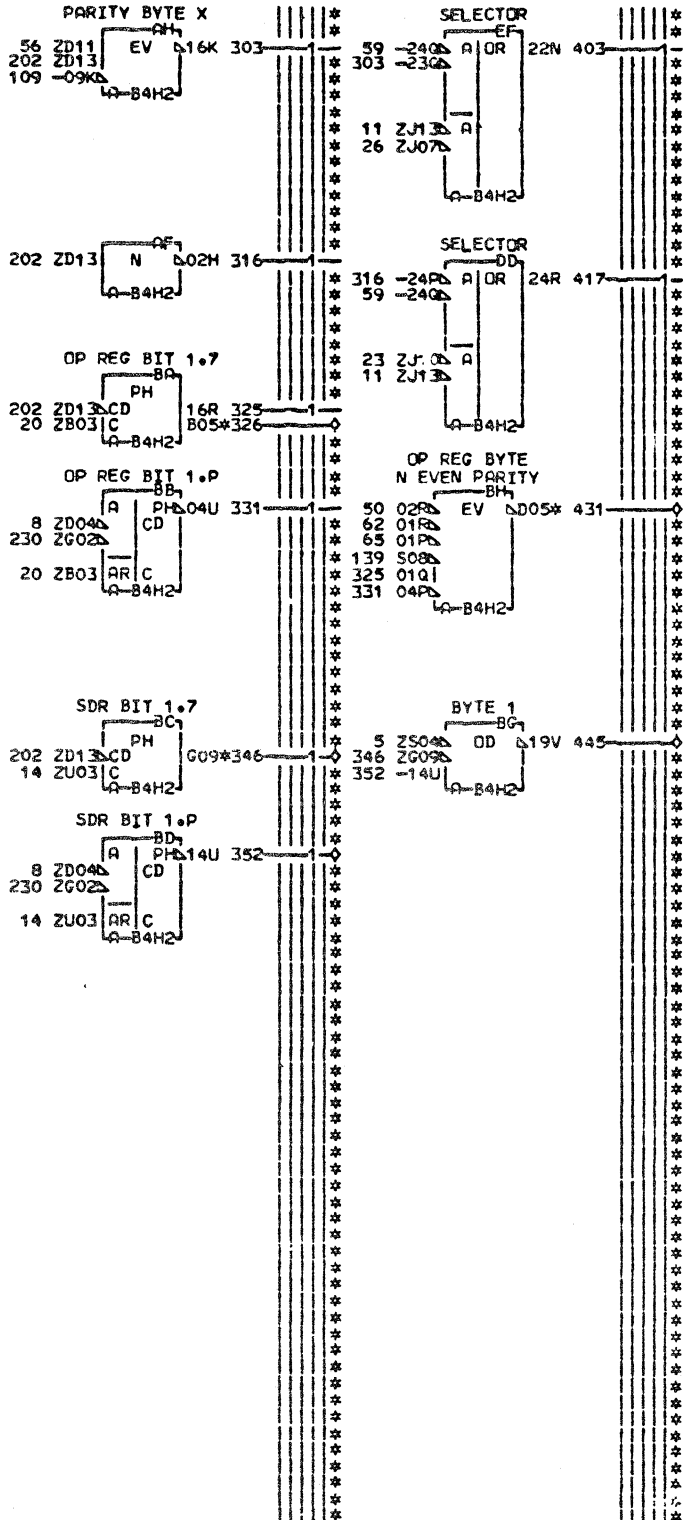
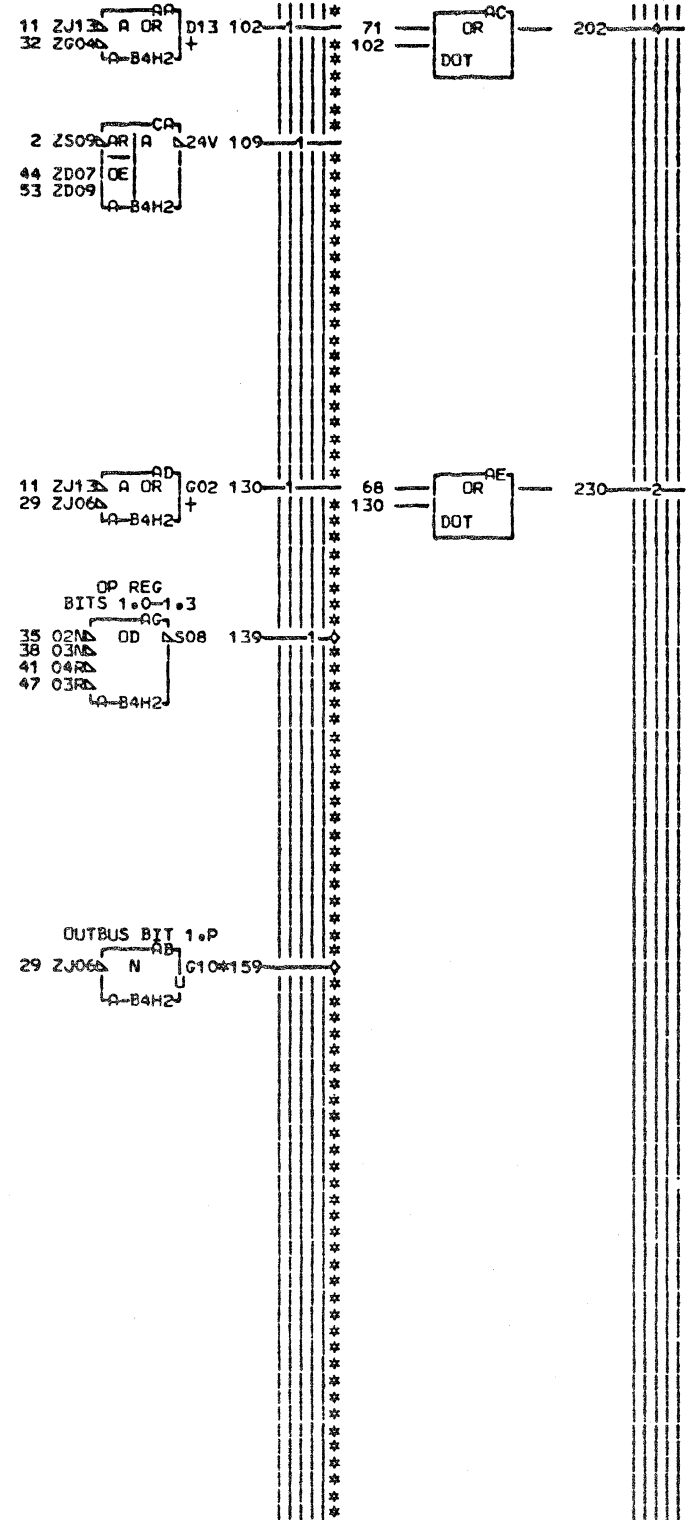
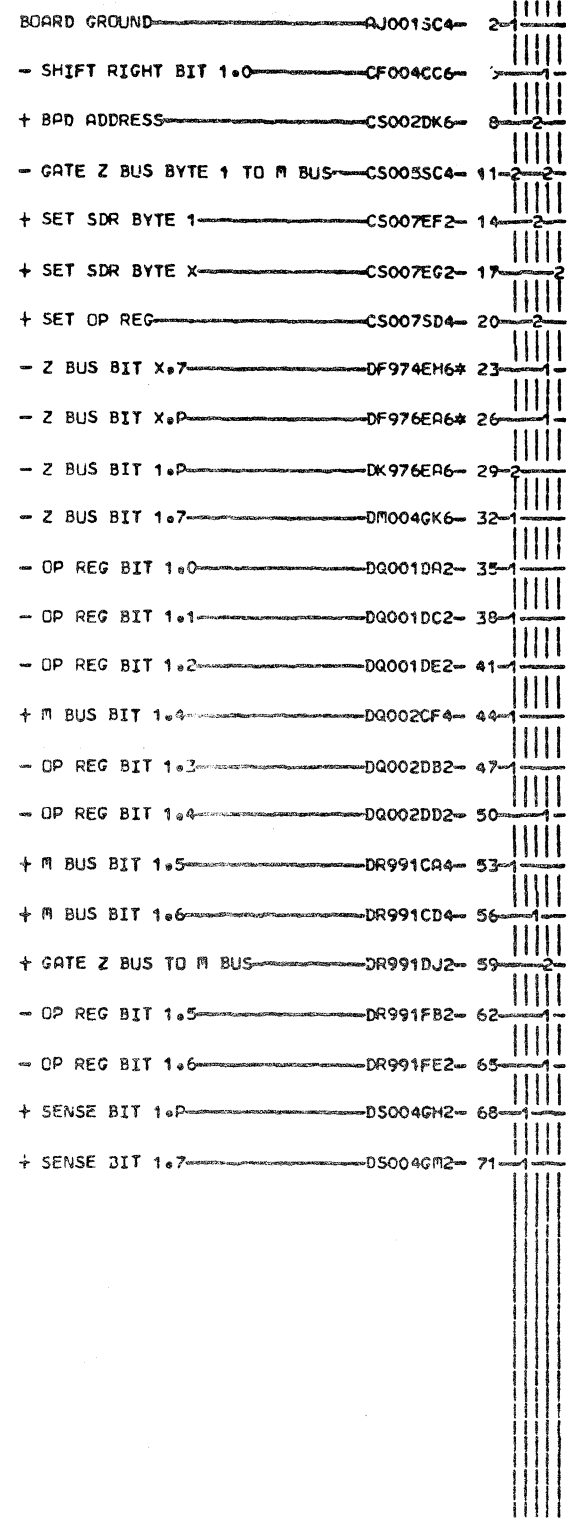
NOTE. SEE PAGE DMC05
FOR GATE OP REG
TO INDICATOR GATES

EDGE CONN.
42 RESISTOR
A-B4H2G07
326 A-B4C1C11
010-B3C6C02
333 A-B4C1B13
01A-B3C6B04

LOC. TYPE
A-B4H2 AB90

DR991
000

CCU DATA FLOW	
SDR OP REG CARD	
E.C. HISTORY	E. MACH. 3705
DATE LAST EC	FRAME 01
10-14-80 344270	IBF CORP. SCD DR991
	P.N. 1859640 000



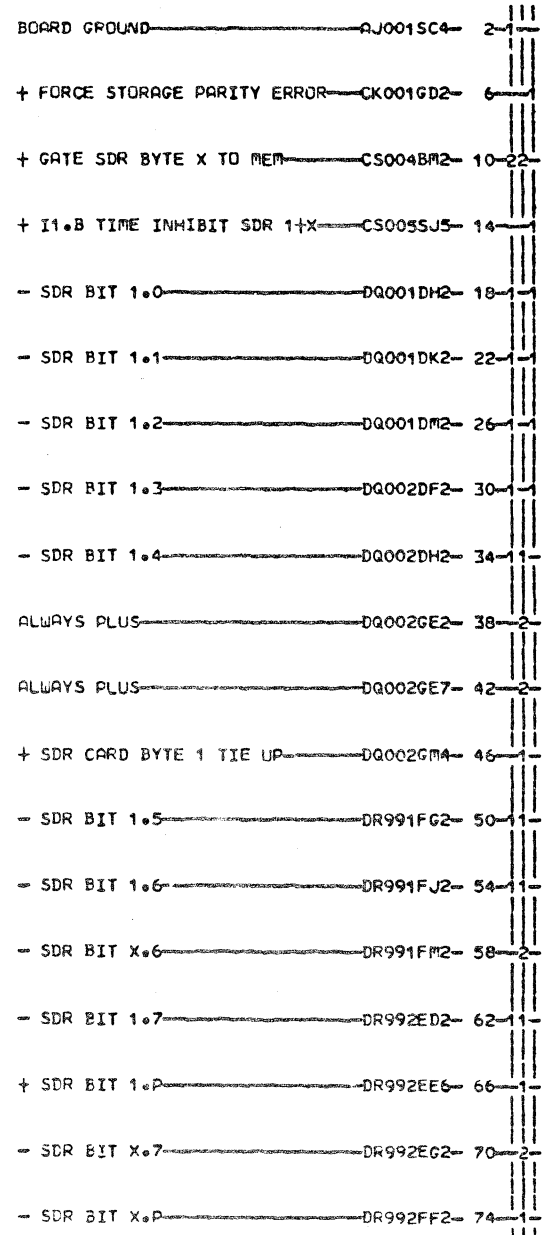
NOTE. SEE PAGE DNOOS FOR GATE OP REG TO INDICATOR GATES

EDGE CONN. 431 A-B4N6C02
 23 RESISTOR 01A-B3N1C11
 A-B4H2J10
 26 RESISTOR
 A-B4H2J07
 159 A-B4U4D02
 326 A-B4C1D13
 01A-B3C6D04
 346 A-B4N6E02
 01A-B3N1E11

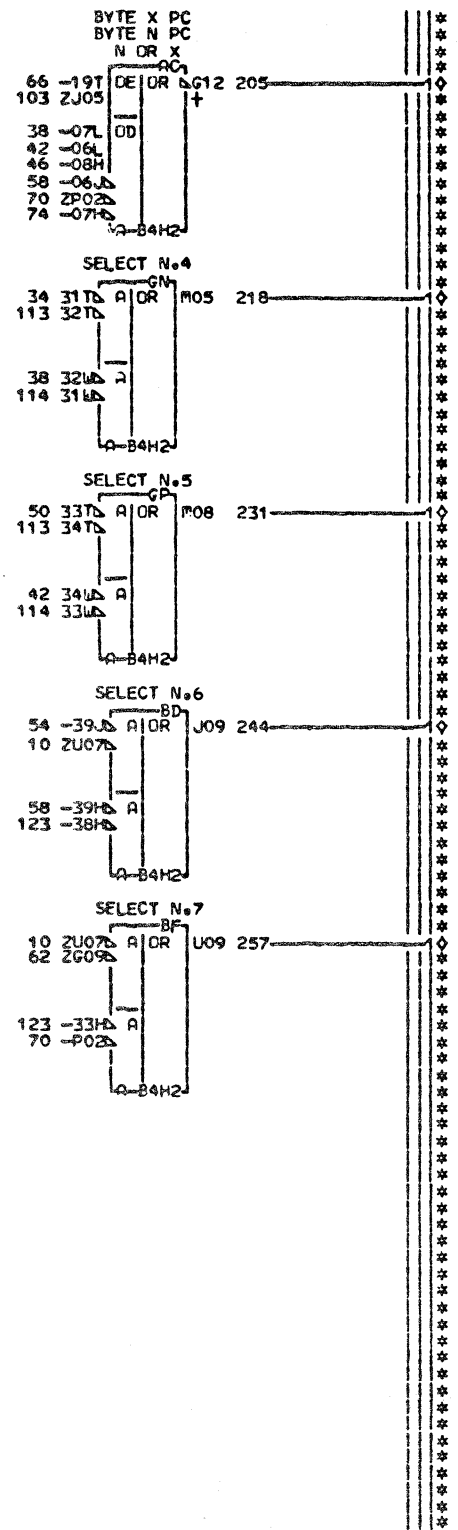

LCC. TYPE
 A-B4H2 AB90

DR992
 000

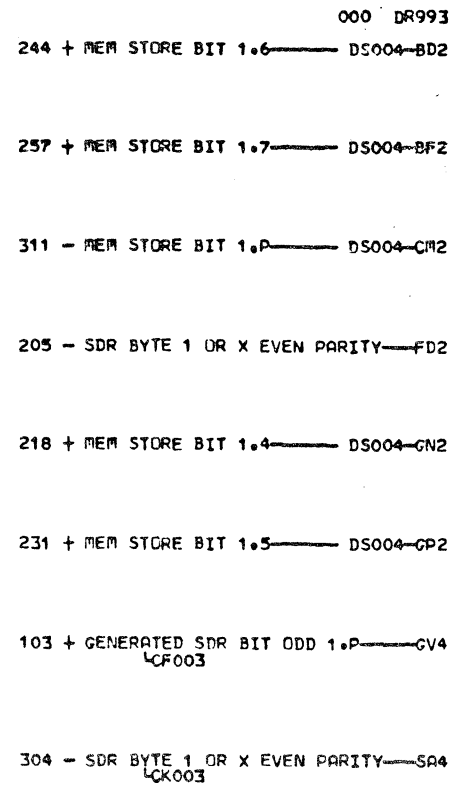

CCU DATA FLOW
 SDR OP REG CARD
 E.C. HISTORY E.PACH.3705
 FRAME 01
 IBA CORP. SCD DR992
 DATE LAST EC 10-14-80 344270
 P.No. 1859641 000



EDGE CONN.
304 A-B4Q1D11
01A-B3Q6D02

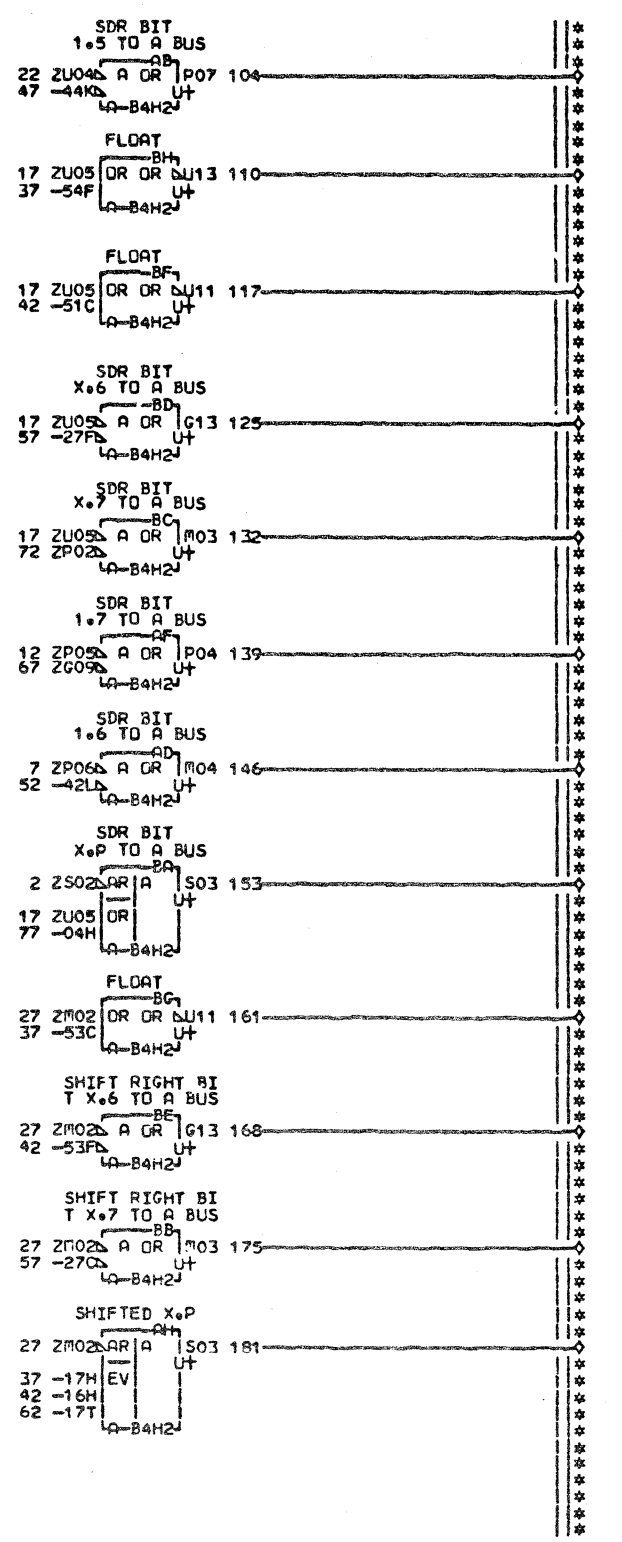
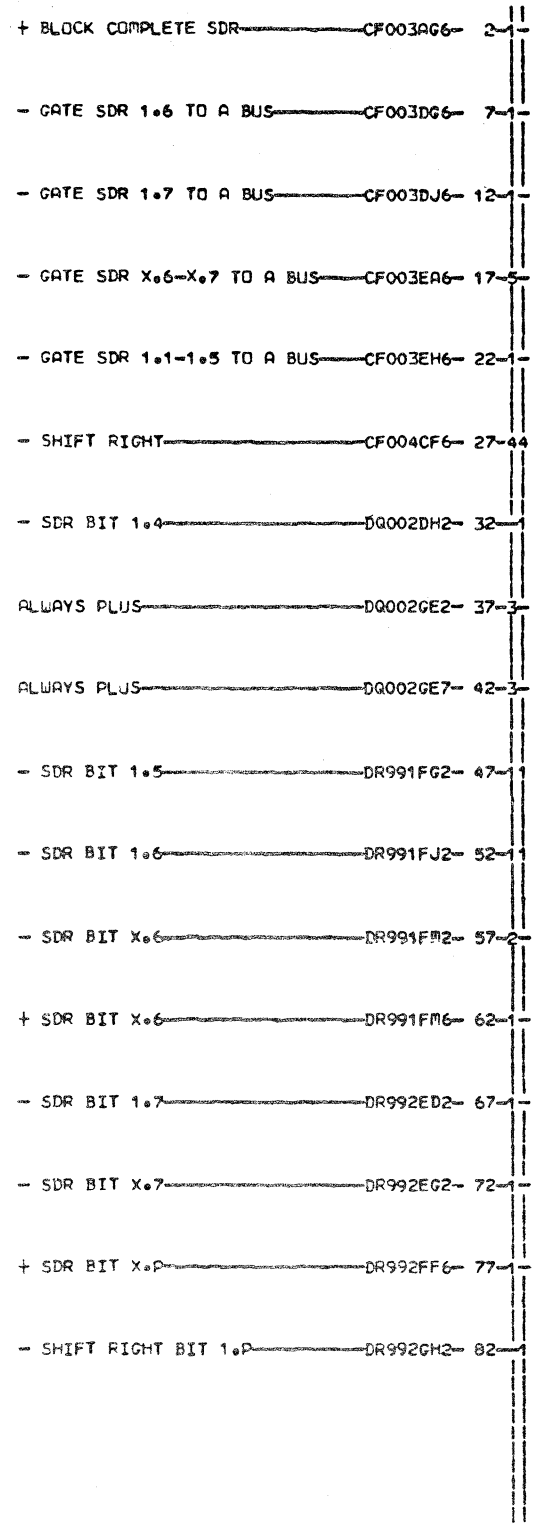


LDC. TYPE
A-B4H2 AB90

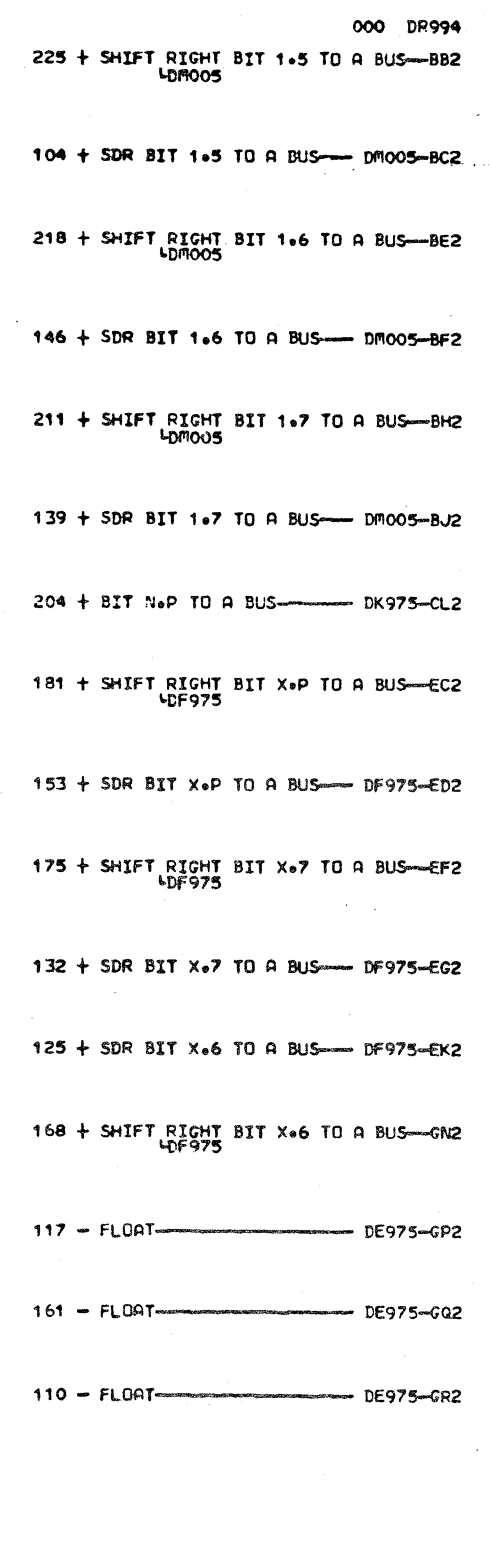



DR993
000

CCU DATA FLOW		SDR OP REG CARD	
E.C. HISTORY	FRAME 01	MACH.3705	IBP CORP.SCD DR993
DATE LAST EC	10-14-80 344270	P.No. 1986952	000

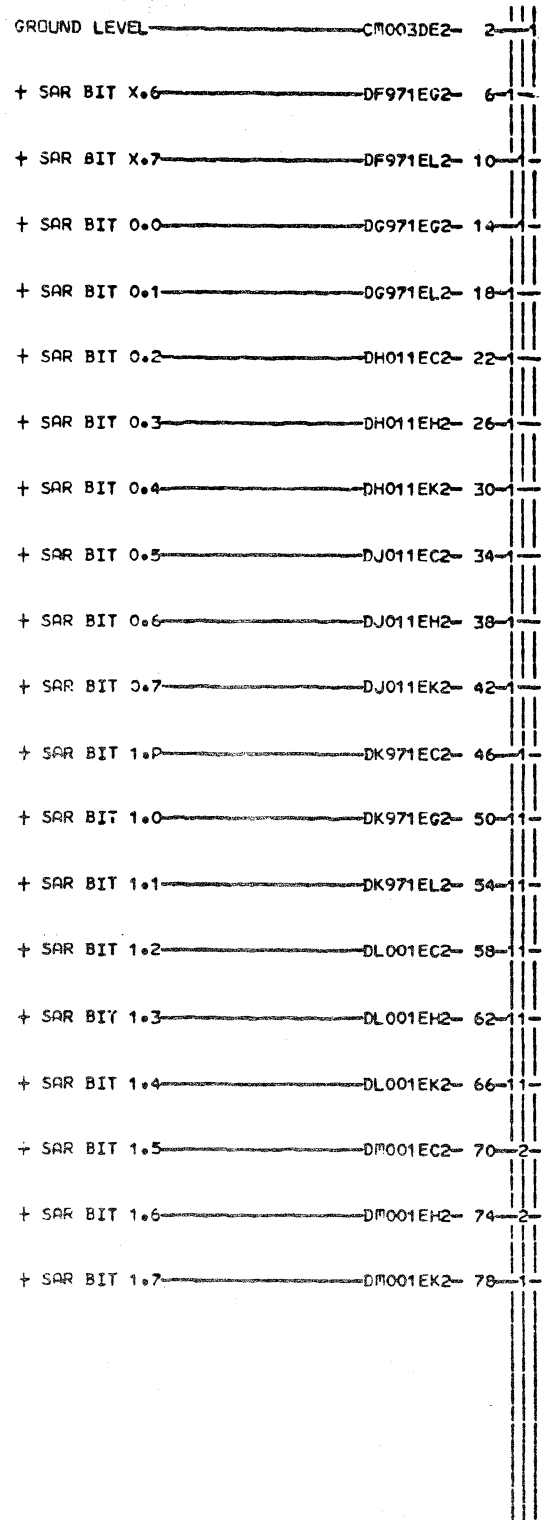


LDC TYPE
A-B4H2 AB90

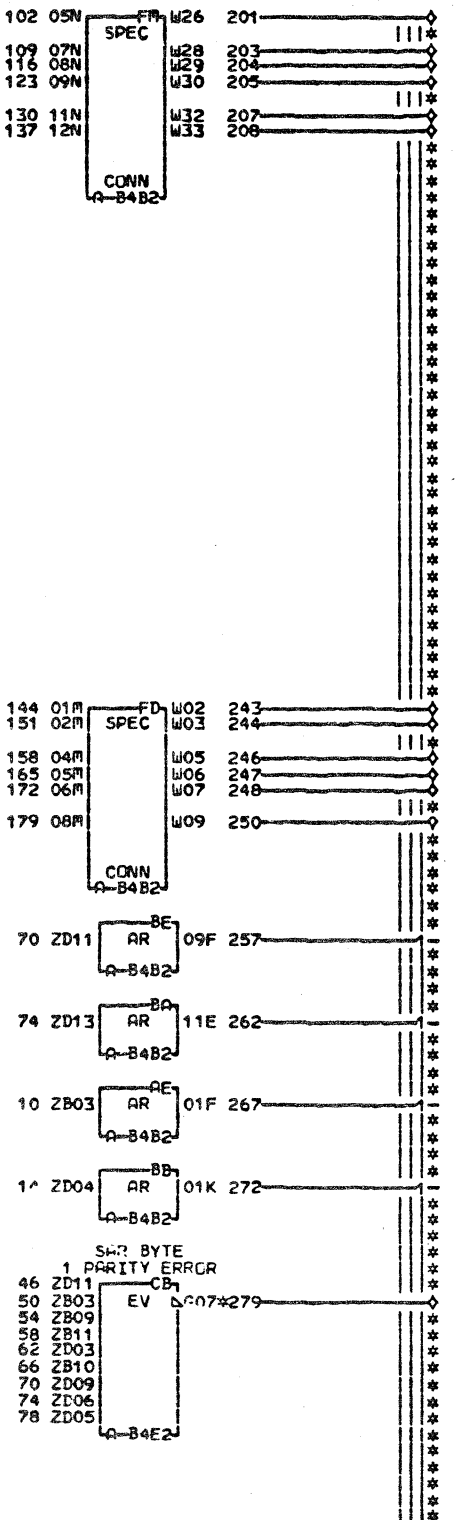
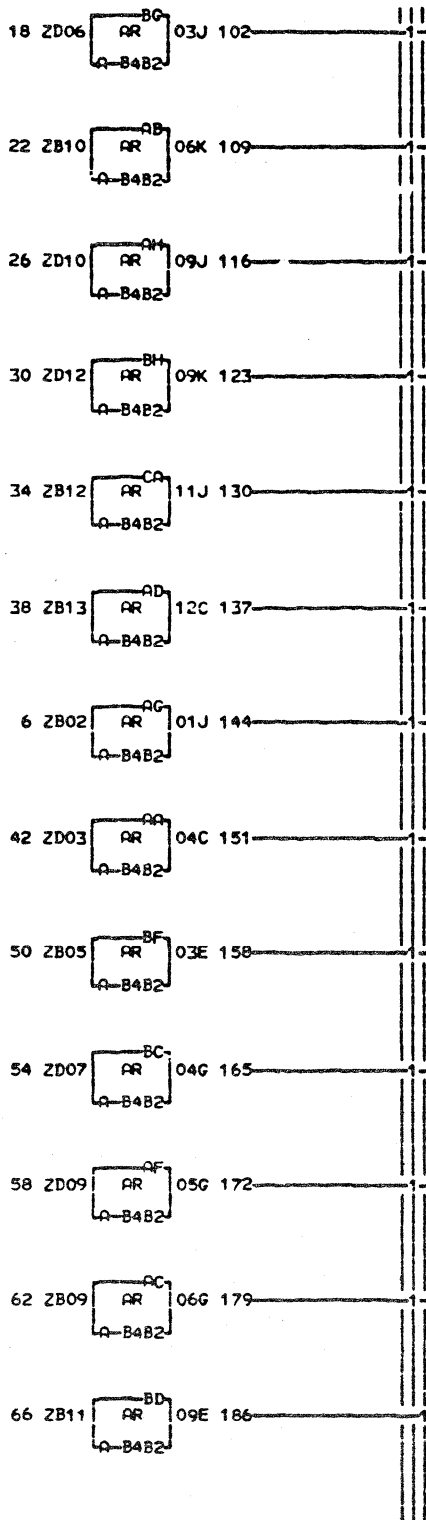


DR994
000



CCU DATA FLOW CARD		SDR OP REG CARD	
E.C. HISTORY		E. MACH. 3705	
FRAME	01	IBR CCRP.SCD	DR994
DATE	LAST EC	FrNo	000
10-14-80	344270	1986953	



EDGE CONN.
 279 A-B4C1E11
 01A-B3C6E02

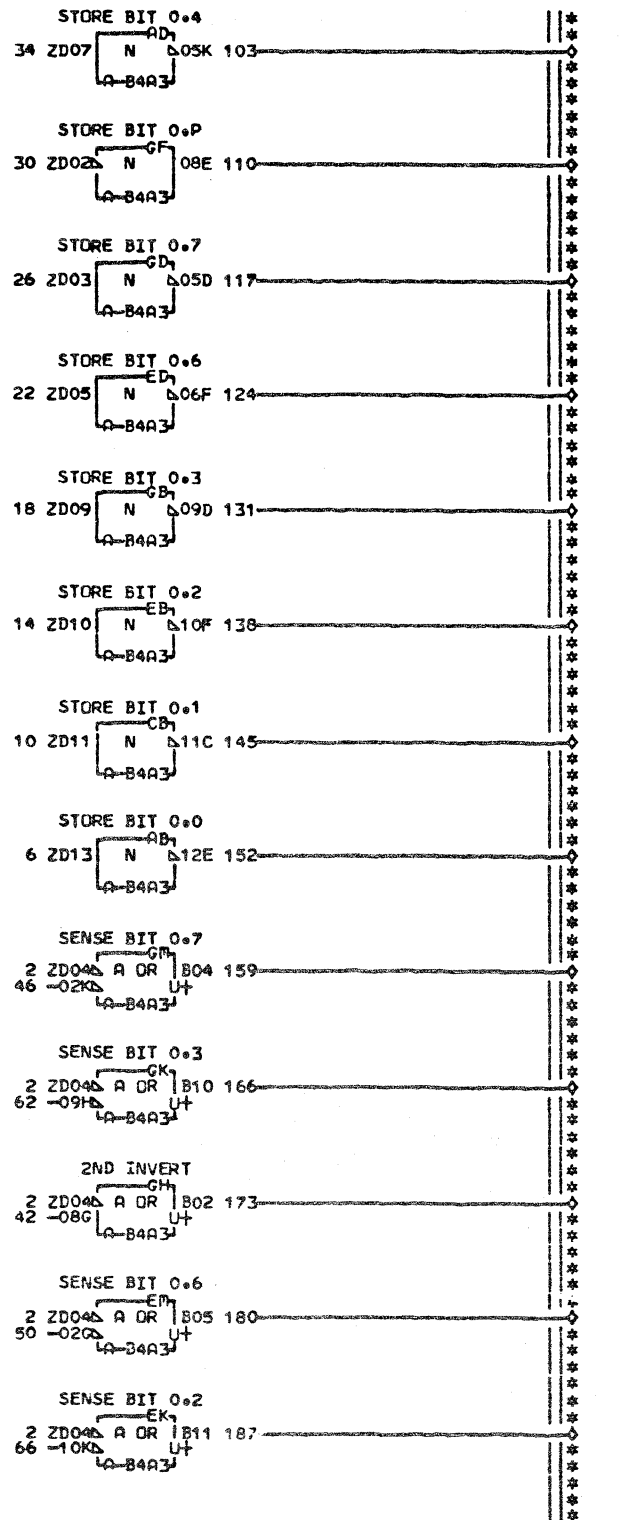
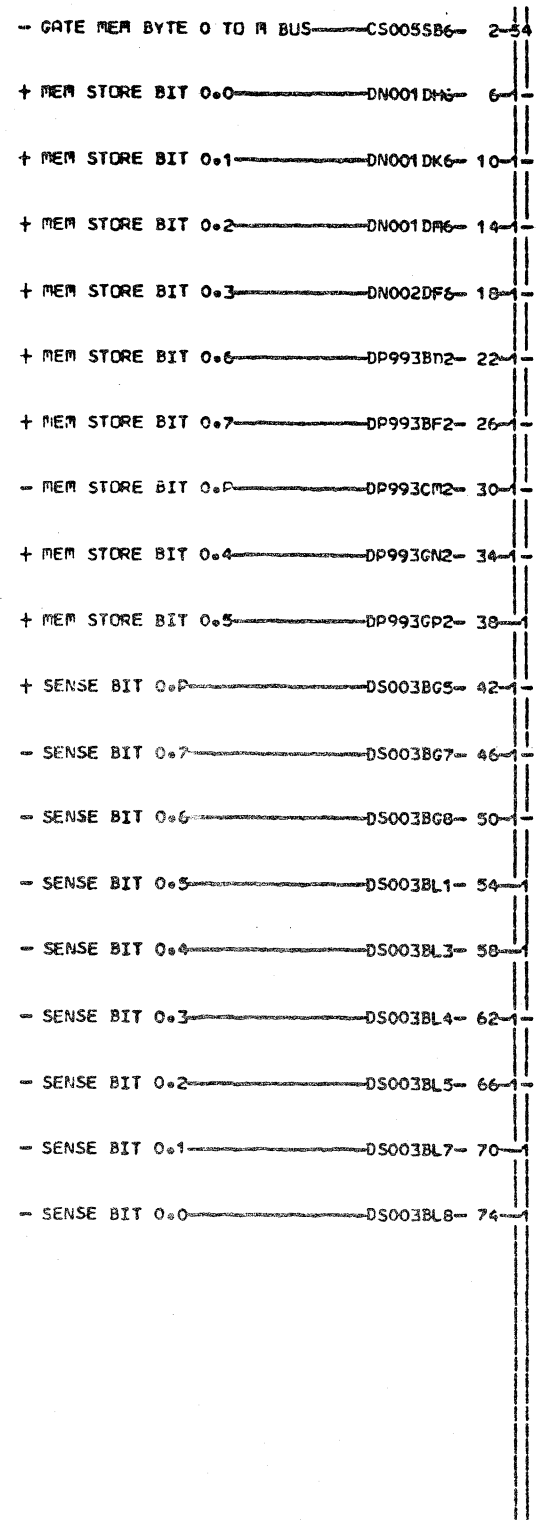


LDC TYPE
 A-B4B2 6797
 A-B4E2 8889

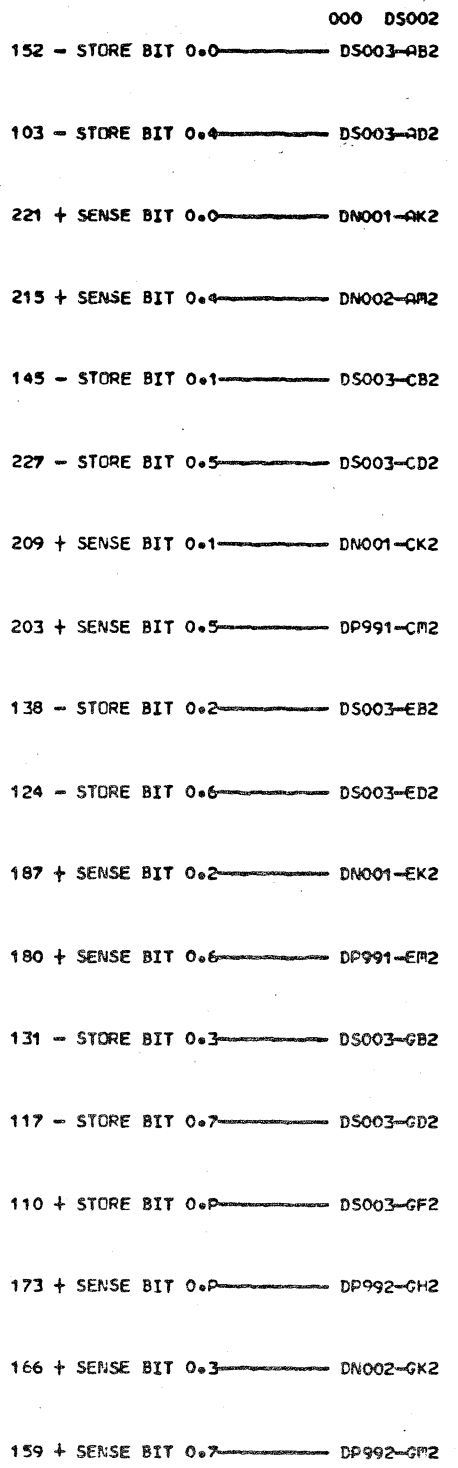



SAR DRIVER TO MEM
 E.C.—HISTORY—E.MACH.3705
 FRAME 01
 IBM COMP.SCD DS001
 DATE LAST EC 10-14-80 344270 P.N. 1986954 000

DS001
 000




LOC. TYPE
A-B4A3 6799



DS002
000

STORAGE DATA DRIVERS AND RECEIVERS BYTE 0 E.C.-HISTORY E.MACH.3705		FRAME 01
DATE LAST EC 10-14-80 344270	IBM CORP.SCD	DS002
	P.No. 1986955	000

- SENSE BIT 0.0 - AM002DD1 - 2
 - SENSE BIT 0.1 - AM002DD3 - 7
 - SENSE BIT 0.2 - AM002DD5 - 12
 - SENSE BIT 0.3 - AM002DD7 - 17
 - SENSE BIT 0.4 - AM002DE2 - 22
 - SENSE BIT 0.5 - AM002DE4 - 27
 - SENSE BIT 0.6 - AM002DE6 - 32
 - SENSE BIT 0.7 - AM002DF1 - 37
 + SENSE BIT 0.8 - AM002DF3 - 42
 - STORE BIT 0.0 - DS002AB2 - 47
 - STORE BIT 0.4 - DS002AD2 - 52
 - STORE BIT 0.1 - DS002CB2 - 57
 - STORE BIT 0.5 - DS002CD2 - 62
 - STORE BIT 0.2 - DS002EB2 - 67
 - STORE BIT 0.6 - DS002ED2 - 72
 - STORE BIT 0.3 - DS002GB2 - 77
 - STORE BIT 0.7 - DS002GD2 - 82
 + STORE BIT 0.8 - DS002GF2 - 87



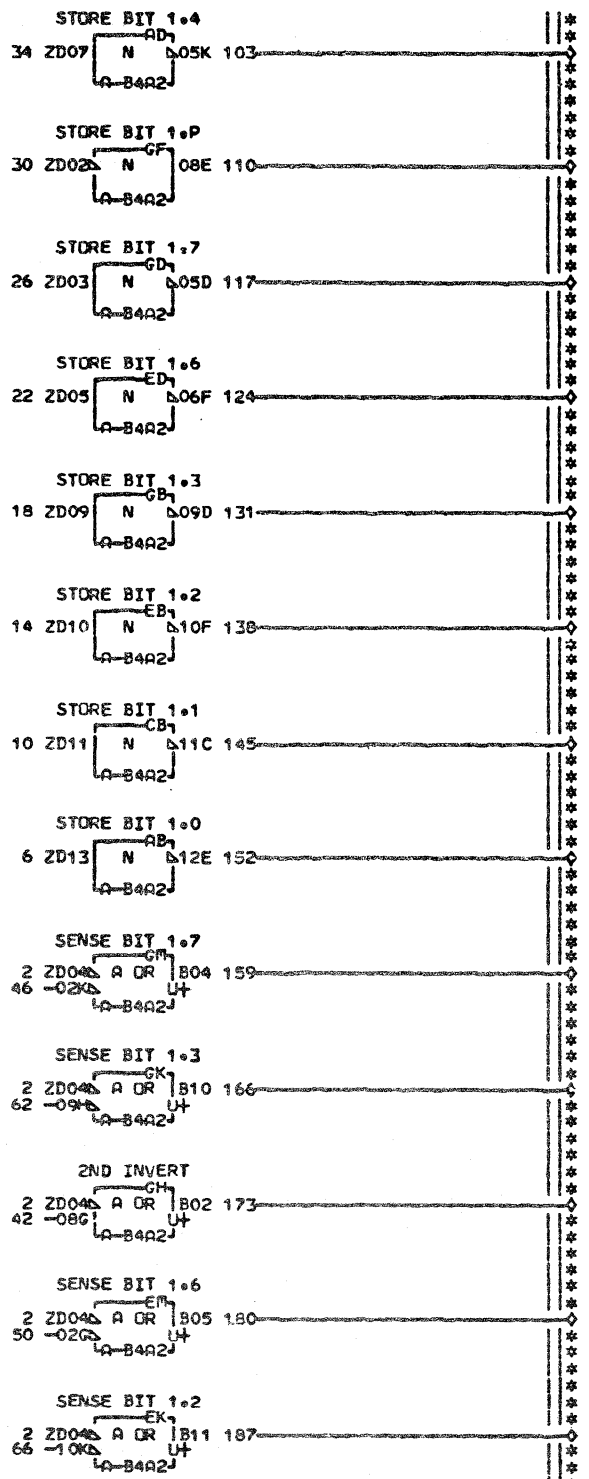
000 DS003
 114 + STORE BIT 0.8 - AM002-BC1
 115 - STORE BIT 0.7 - AM002-BC2
 117 - STORE BIT 0.6 - AM002-BC4
 118 - STORE BIT 0.5 - AM002-BC5
 119 - STORE BIT 0.4 - AM002-BC6
 121 - STORE BIT 0.3 - AM002-BC8
 101 - STORE BIT 0.2 - AM002-BG1
 102 - STORE BIT 0.1 - AM002-BG2
 104 - STORE BIT 0.0 - AM002-BG4
 105 + SENSE BIT 0.8 - DS002-BG5
 107 - SENSE BIT 0.7 - DS002-BG7
 108 - SENSE BIT 0.6 - DS002-BG8
 127 - SENSE BIT 0.5 - DS002-BL1
 129 - SENSE BIT 0.4 - DS002-BL3
 130 - SENSE BIT 0.3 - DS002-BL4
 131 - SENSE BIT 0.2 - DS002-BL5
 133 - SENSE BIT 0.1 - DS002-BL7
 134 - SENSE BIT 0.0 - DS002-BL8

LOC. TYPE
 A-84A3 6799

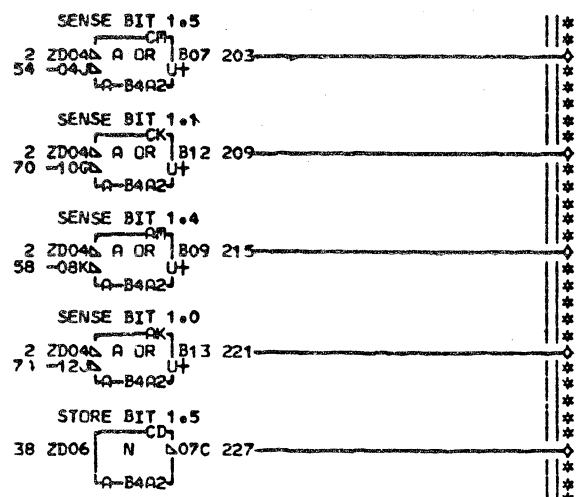
DS003
 000

TOP CARD CDNN STORAGE
 DATA TO FROM PER BYTE 0
 -E.C.-HISTORY- E-MACH-3705
 FRAME 01
 IBM CORP.SCD DS003
 DATE LAST EC 10-14-80 344270 P.O.N. 1986956 000

- GATE MEM BYTE 1 TO M BUS CS005SD6 2-54
 + MEM STORE BIT 1.0 DQ001DH6 6
 + MEM STORE BIT 1.1 DQ001DK6 10
 + MEM STORE BIT 1.2 DQ001DM6 14
 + MEM STORE BIT 1.3 DQ002DF6 18
 + MEM STORE BIT 1.6 DR993BD2 22
 + MEM STORE BIT 1.7 DR993BF2 26
 - MEM STORE BIT 1.P DR993CM2 30
 + MEM STORE BIT 1.4 DR993GN2 34
 + MEM STORE BIT 1.5 DR993GP2 38
 + SENSE BIT 1.P DS005BG5 42
 - SENSE BIT 1.7 DS005BG7 46
 - SENSE BIT 1.6 DS005BG8 50
 - SENSE BIT 1.5 DS005BL1 54
 - SENSE BIT 1.4 DS005BL3 58
 - SENSE BIT 1.3 DS005BL4 62
 - SENSE BIT 1.2 DS005BL5 66
 - SENSE BIT 1.1 DS005BL7 70
 - SENSE BIT 1.0 DS005BL8 74



LOC. TYPE
A-B4A2 6799




000 DS004

152 - STORE BIT 1.0 DS005-AB2
 103 - STORE BIT 1.4 DS005-AD2
 221 + SENSE BIT 1.0 DQCJ1-AK2
 215 + SENSE BIT 1.4 DQ002-AM2
 145 - STORE BIT 1.1 DS005-CB2
 227 - STORE BIT 1.5 DS005-CD2
 209 + SENSE BIT 1.1 DQ001-CK2
 203 + SENSE BIT 1.5 DR991-CM2
 138 - STORE BIT 1.2 DS005-EB2
 124 - STORE BIT 1.6 DS005-ED2
 187 + SENSE BIT 1.2 DQ001-EK2
 180 + SENSE BIT 1.6 DR991-EM2
 131 - STORE BIT 1.3 DS005-GB2
 117 - STORE BIT 1.7 DS005-GD2
 110 + STORE BIT 1.P DS005-GF2
 173 + SENSE BIT 1.P DR992-GH2
 166 + SENSE BIT 1.3 DQ002-GK2
 159 + SENSE BIT 1.7 DR992-GM2

DS004
000

STORAGE DATA
 DRIVERS AND RECEIVERS BYTE 1
 E.C.-HISTORY E-RACH.3705
 FRAME 01
 IBM CORP.SCD DS004
 DATE LAST EC 10-14-80 344270
 P.No. 1986957 000

- SENSE BIT 1.0 - AM002DL1 - 2
 - SENSE BIT 1.1 - AM002DL3 - 7
 - SENSE BIT 1.2 - AM002DL5 - 12
 - SENSE BIT 1.3 - AM002DL7 - 17
 - SENSE BIT 1.4 - AM002DM2 - 22
 - SENSE BIT 1.5 - AM002DM4 - 27
 - SENSE BIT 1.6 - AM002DM6 - 32
 - SENSE BIT 1.7 - AM002DN1 - 37
 + SENSE BIT 1.P - AM002DN3 - 42
 - STORE BIT 1.0 - DS004AB2 - 47
 - STORE BIT 1.4 - DS004AD2 - 52
 - STORE BIT 1.1 - DS004CB2 - 57
 - STORE BIT 1.5 - DS004CD2 - 62
 - STORE BIT 1.2 - DS004EB2 - 67
 - STORE BIT 1.6 - DS004ED2 - 72
 - STORE BIT 1.3 - DS004GB2 - 77
 - STORE BIT 1.7 - DS004GD2 - 82
 + STORE BIT 1.P - DS004GF2 - 87

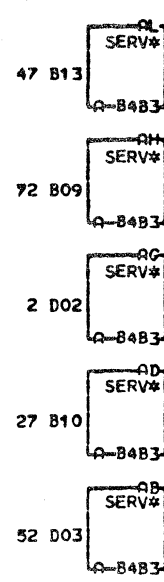
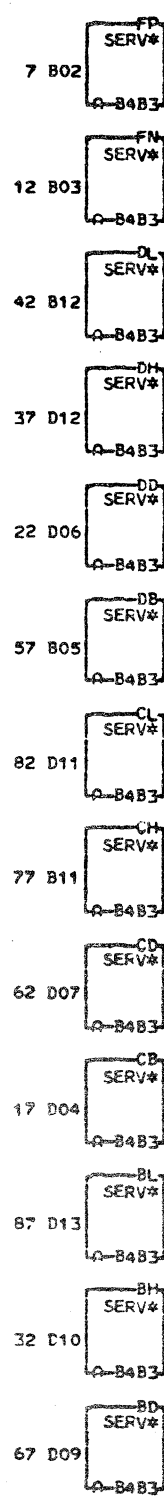
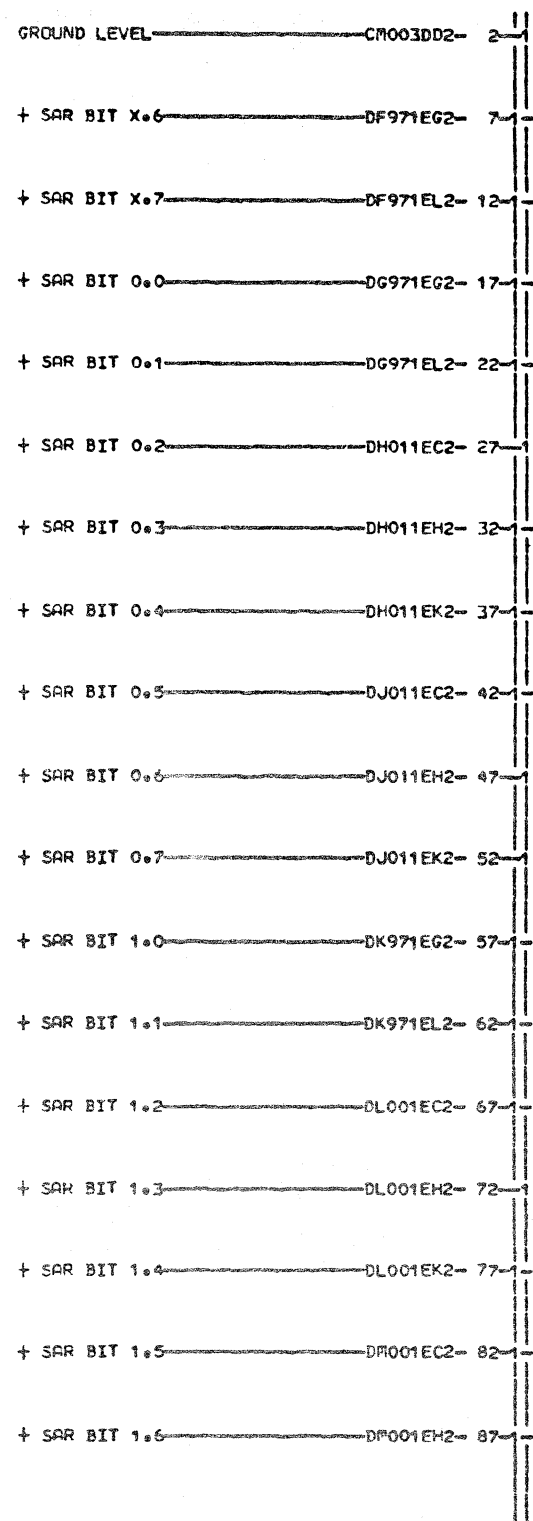


000 DS005
 114 + STORE BIT 1.P - AM002-BC1
 115 - STORE BIT 1.7 - AM002-BC2
 117 - STORE BIT 1.6 - AM002-BC4
 118 - STORE BIT 1.5 - AM002-BC5
 119 - STORE BIT 1.4 - AM002-BC6
 121 - STORE BIT 1.3 - AM002-BC8
 101 - STORE BIT 1.2 - AM002-BG1
 102 - STORE BIT 1.1 - AM002-BG2
 104 - STORE BIT 1.0 - AM002-BG4
 105 + SENSE BIT 1.P - DS004-BG5
 107 - SENSE BIT 1.7 - DS004-BG7
 108 - SENSE BIT 1.6 - DS004-BG8
 127 - SENSE BIT 1.5 - DS004-BL1
 129 - SENSE BIT 1.4 - DS004-BL3
 130 - SENSE BIT 1.3 - DS004-BL4
 131 - SENSE BIT 1.2 - DS004-BL5
 133 - SENSE BIT 1.1 - DS004-BL7
 134 - SENSE BIT 1.0 - DS004-BL8

LOC. TYPE
 A-B4R2 6799

DS005
 000

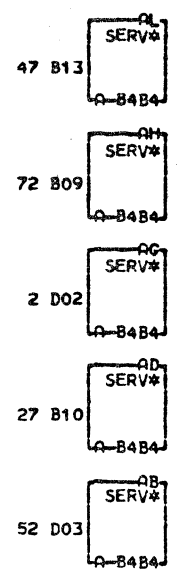
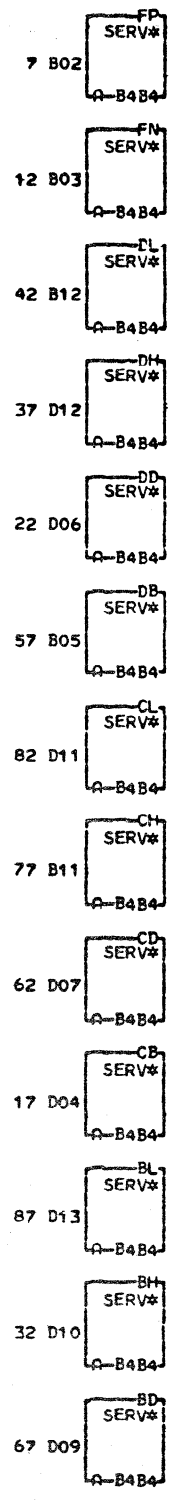
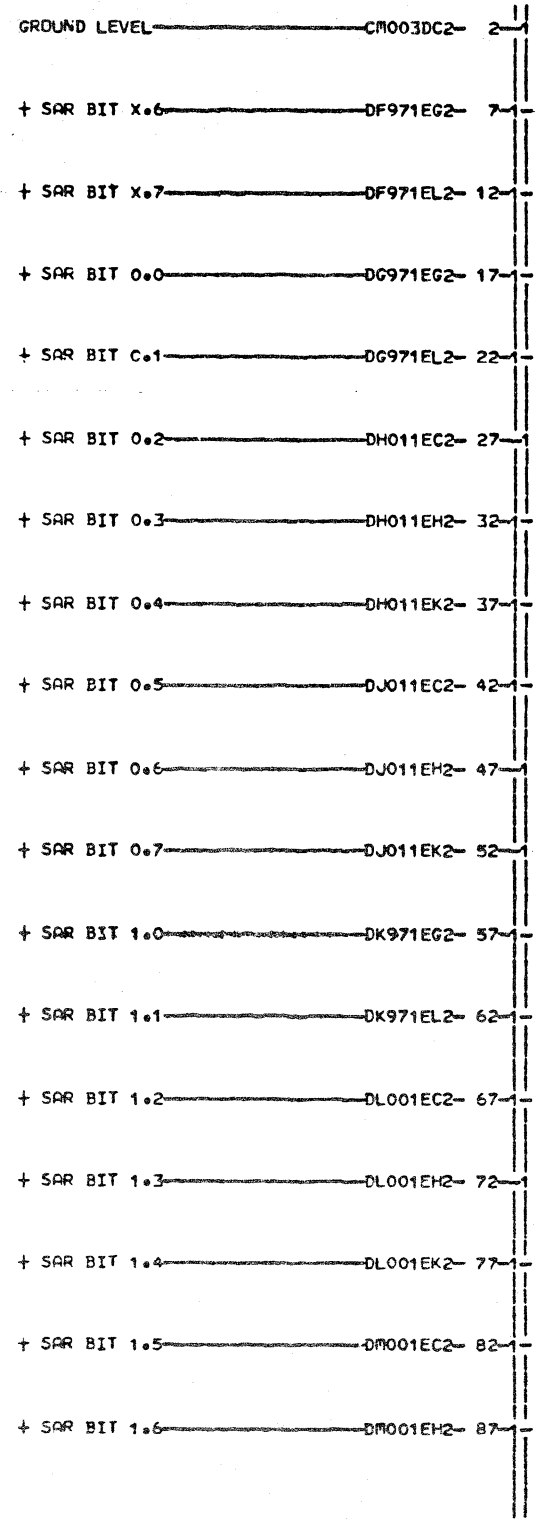
TOP CARD CONN STORAGE			
DATA TO FROM PER BYTE 1			
E.C. HISTORY - E. RACH. 3705			
FRAME		01	
DATE LAST EC		IBR CORP. SCD DS005	
10-14-80 344270		P.N. 1986958 000	



LOC. TYPE

DT001
000

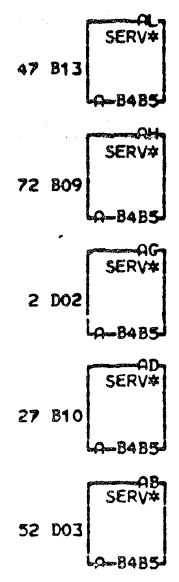
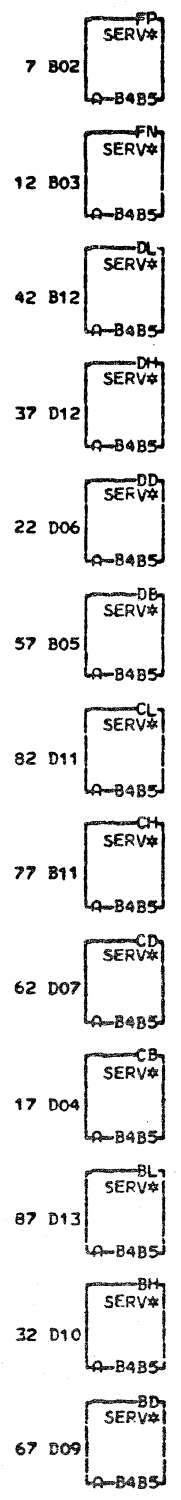
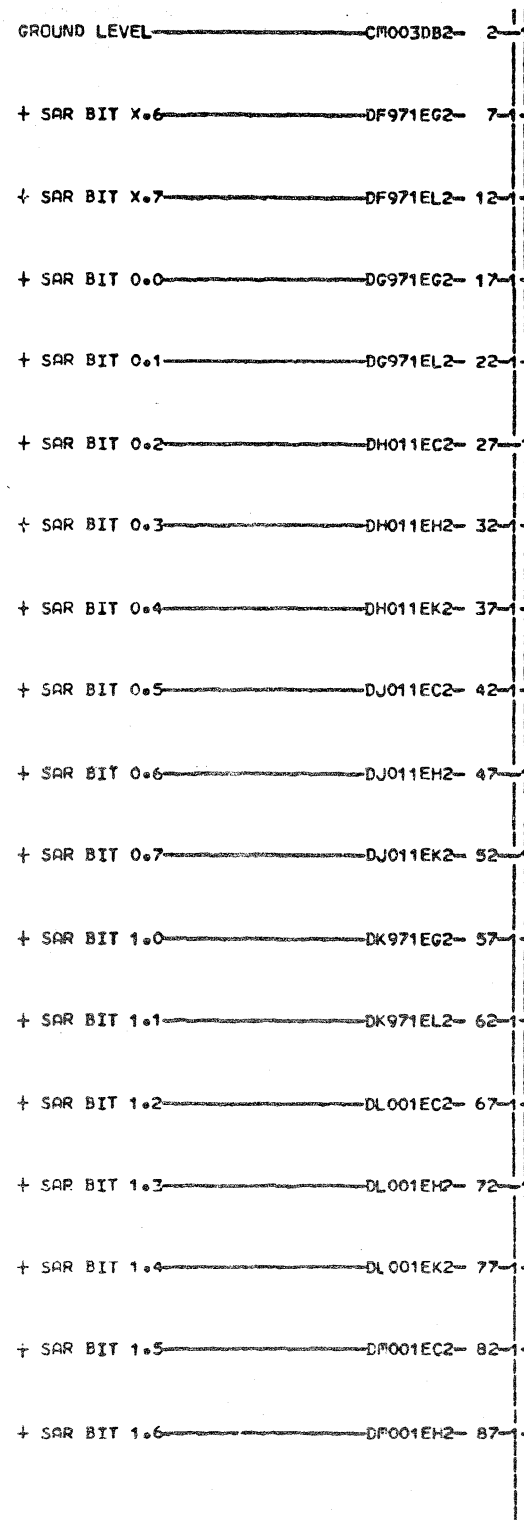
SERV WIRING	
E.C. HISTORY	E. MACH. 3705
DATE	LAST EC
10-14-80	344270
FRAME	01
IBN CORP. SGD	DT001
P.No. 1986959	000



LOC. TYPE

DU001
000

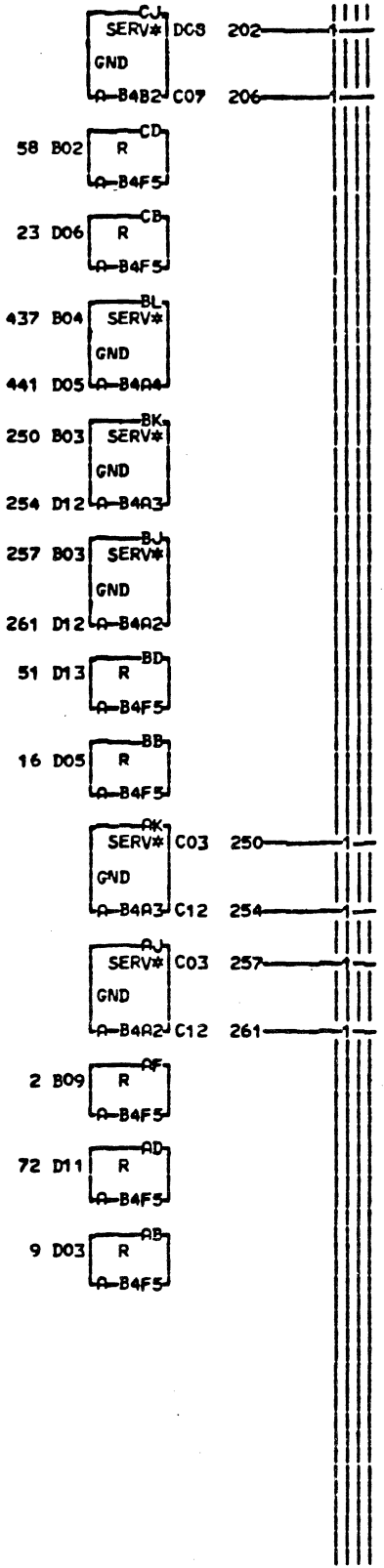
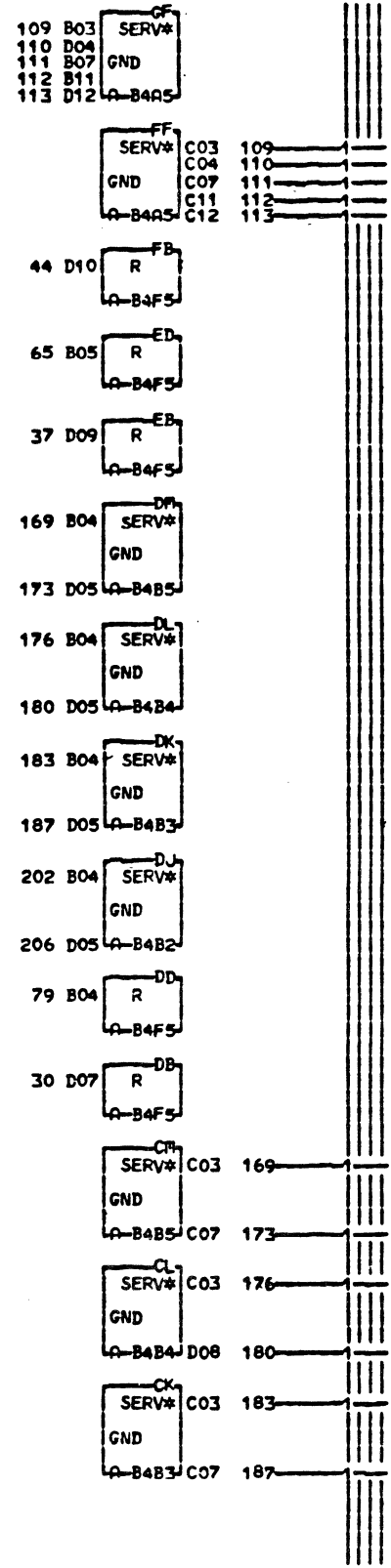
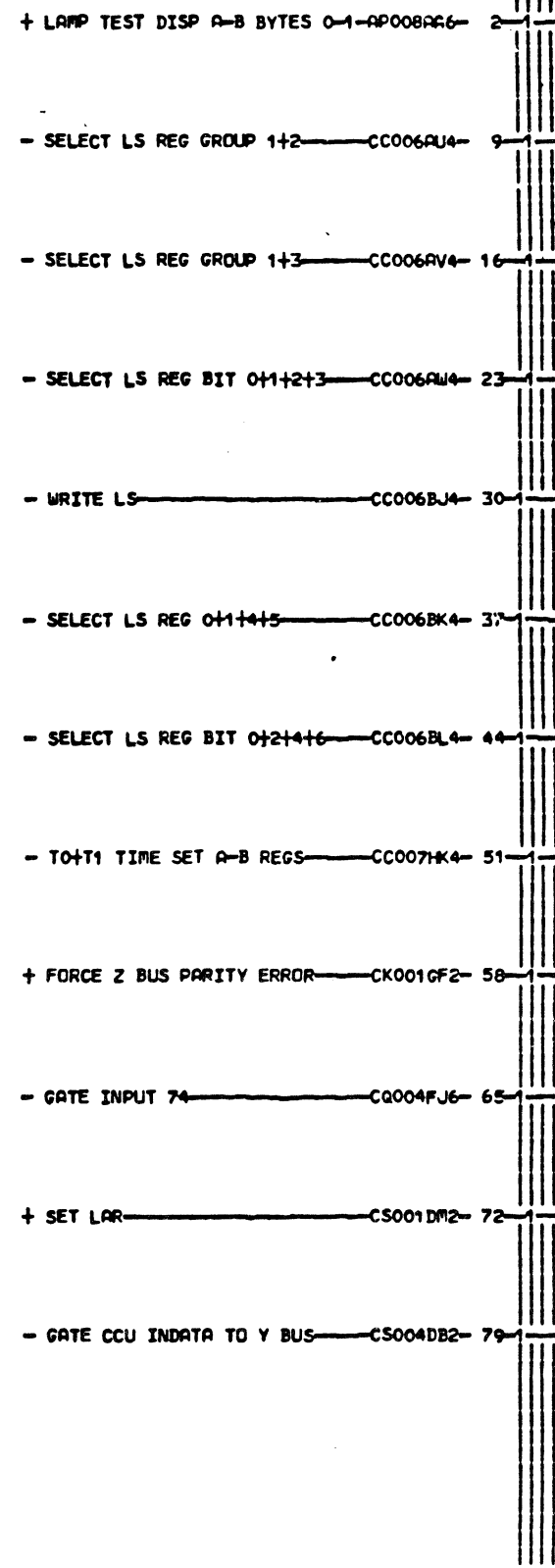
SERV WIRING	
E.C. HISTORY	E. FRAC. 3705
	FRAME 01
DATE LAST EC	IBR CORP. SCD DU001
10-14-80 344270	P.N. 1986960 000



LDC. TYPE

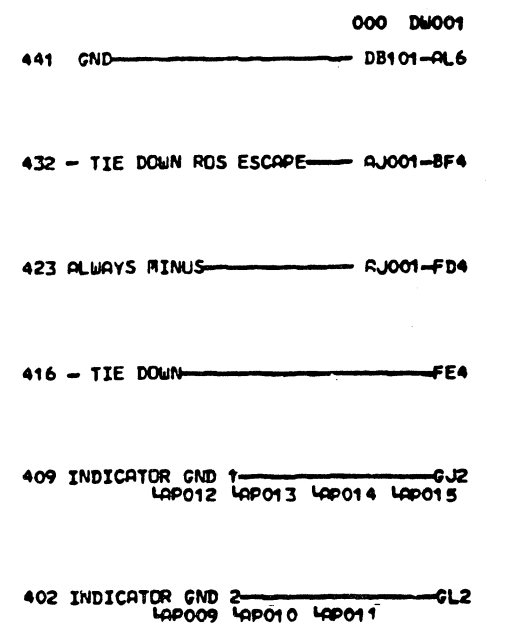
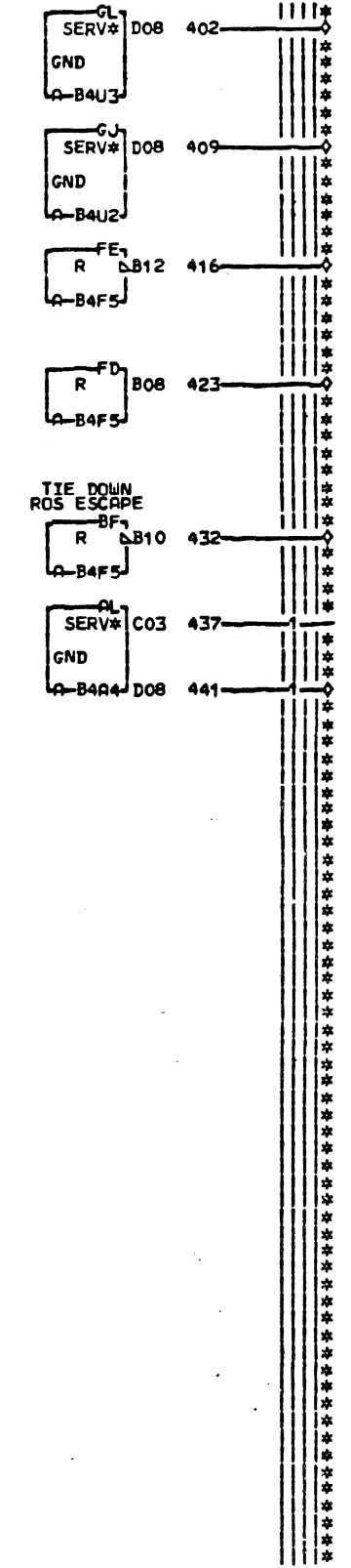
DVC01
000

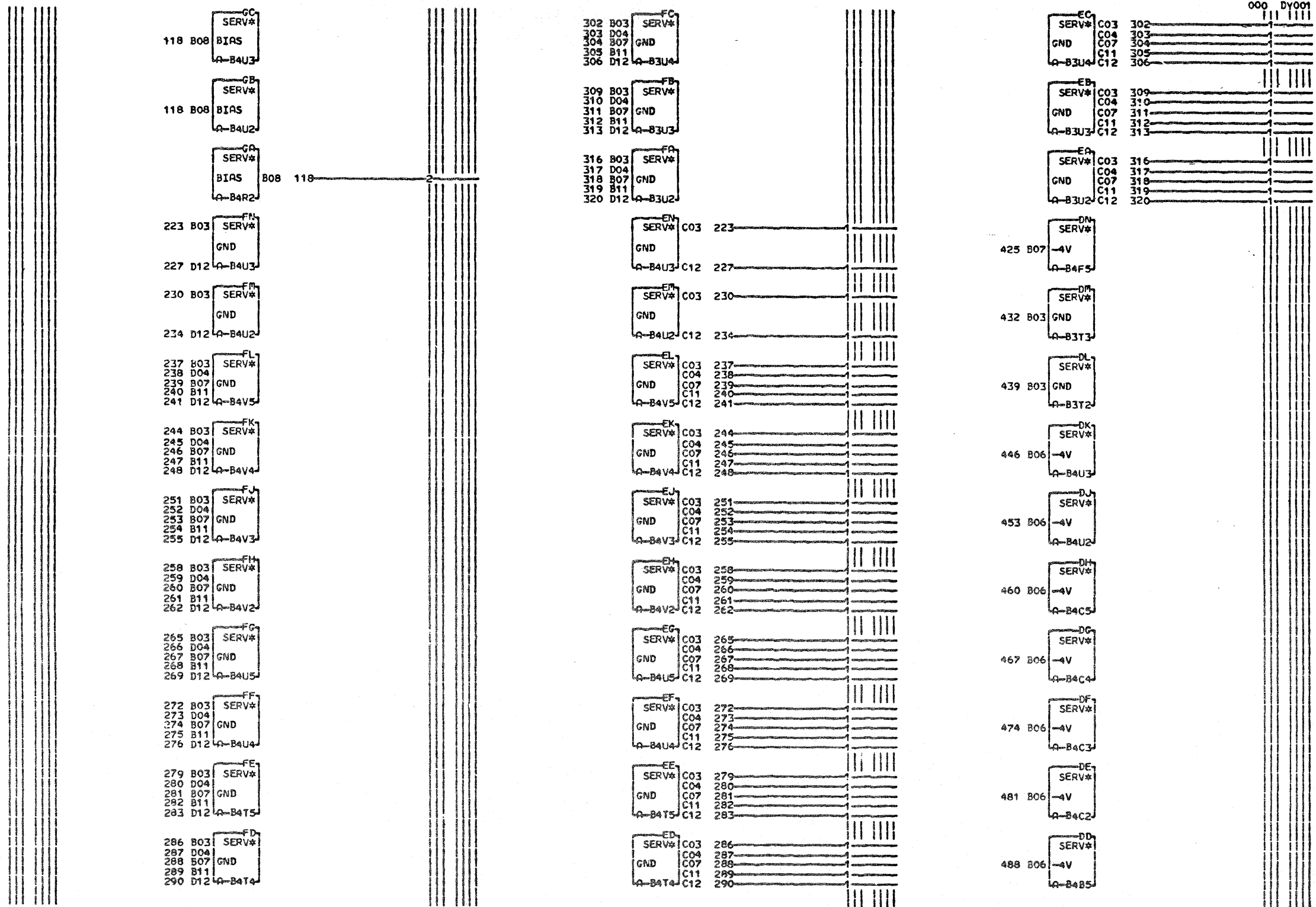
SERV WIRING			
E.C. HISTORY		E. RACH.3705	
		FRAME	01
DATE	LAST EC	IBA CORR. SCD	DV001
10-14-80	34270	P.N. 1986961	000



-BLANK COLUMN-


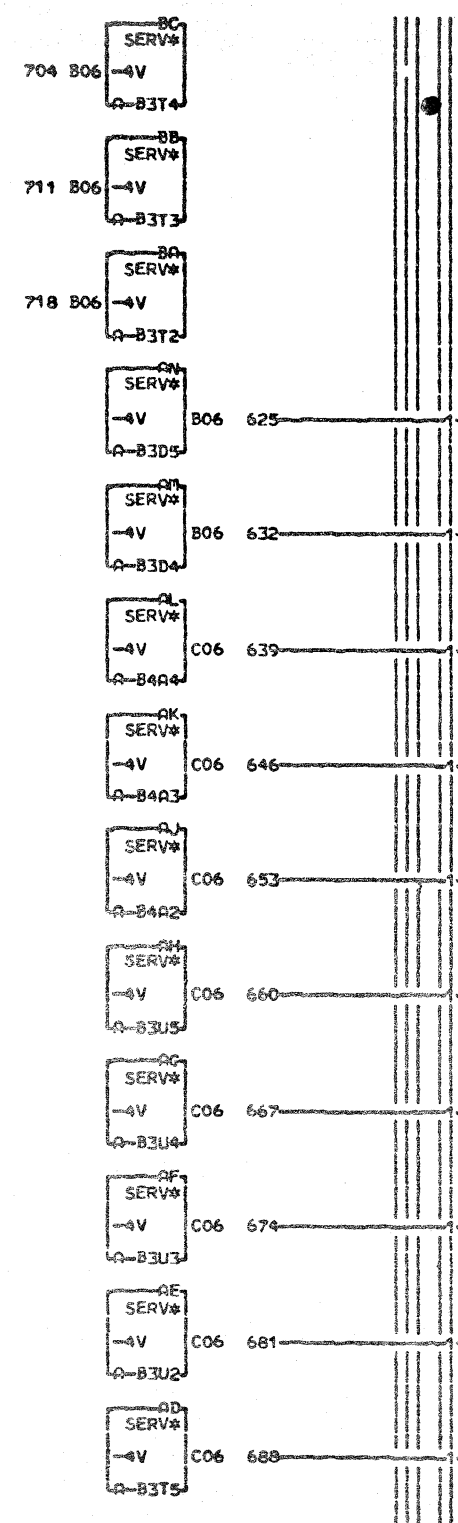
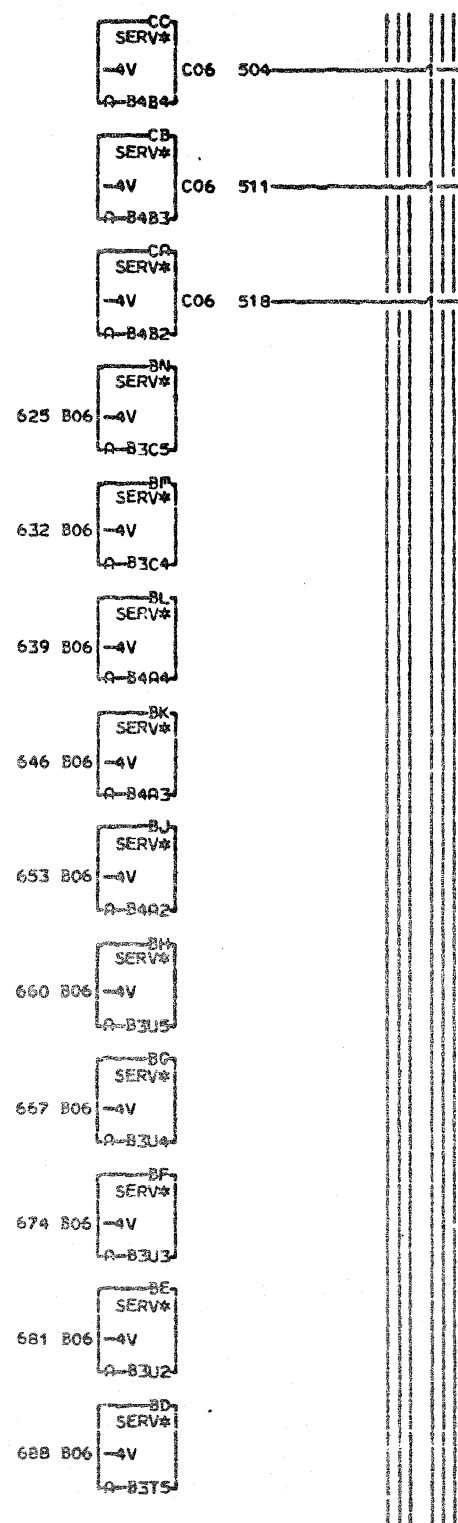
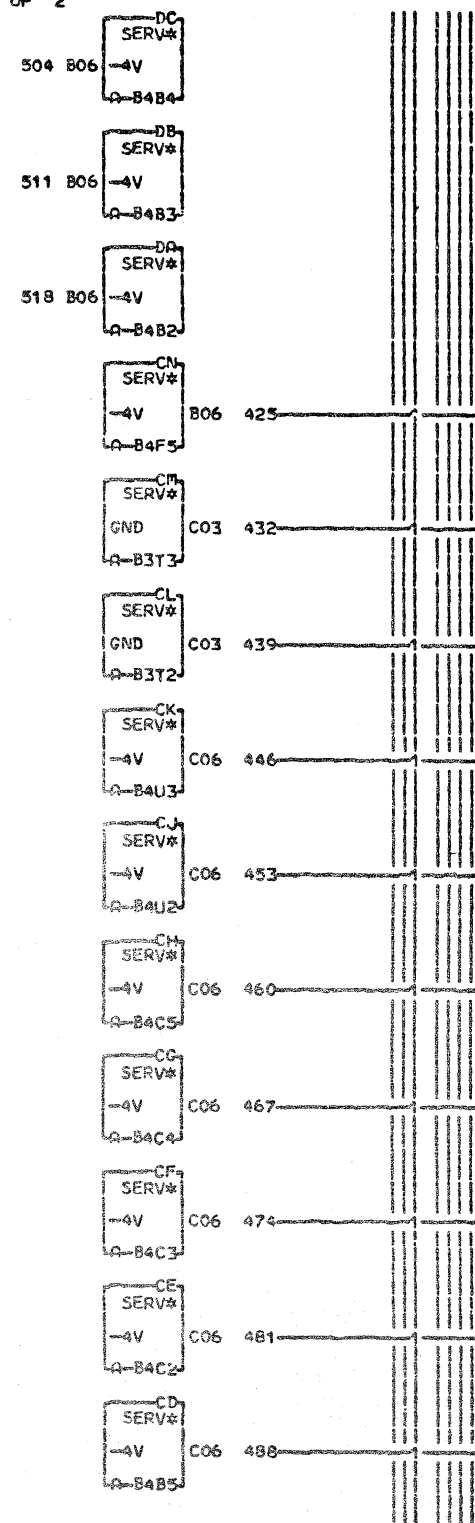
LOC. TYPE
A-B4F5 N885





LOC. TYPE

BIAS AND SERVICE VOLTAGES FOR A-B3 AND A-B4 BOARDS		PAGE 01 OF 02	
E-C-HISTORY E-ARCH-3705		FRAME 01	
DATE 10-14-80	LAST EC 344270	IBR CORP. SCD P-N 1986963	DY001 000



LDC TYPE

BIAS AND SERVICE VOLTAGES FOR A-83 AND A-84 BOARDS		E.C.HISTORY E-MACH-3705	
FRAME	01	IBB CORP.SCD	DY001
DATE	LAST EC	P.No.	1986963 000
10-14-80	344270		

SOLID LOGIC DESIGN AUTOMATION - SOCKET LISTING

Table with columns A1, A2, A3, A4, A5, A6, B1, B6, D, Z, O, 1, B6. Contains connector lists for various components like AP008AA6, CX010FA6, etc.

Table with columns B6, C1, C4, C5, C6, D1, D2, D3, D4, D5, B6. Contains connector lists for various components like DN004GH2, CP005AB4, etc.

Table with columns E1, E2, E3, E4, E5, E6, F1, F2, F3, F4, F5, B6. Contains connector lists for various components like AJ001AB4, QUAD CARD SCAN, etc.

Table with columns G6, H1, H2, H3, H4, H5, F6, G1, G2, G3, G4, G5, H6, J1, J2, J3, J4, J5, G6. Contains connector lists for various components like DPJ04GK6, DK976EJ6, etc.

Table with columns J6, K1, K2, K3, K4, K5, H6, J1, J2, J3, J4, J5, G6. Contains connector lists for various components like CA001 2J, CA002 2K, etc.

Table with columns L1, L2, L3, L4, L5, K6, L1, L2, L3, L4, L5, G6. Contains connector lists for various components like CA001 2J, CA002 2K, etc.

Table with columns L6, M1, M2, M3, M4, M5, K6, L1, L2, L3, L4, L5, G6. Contains connector lists for various components like CS001 DM2, CS002 CH2, etc.

SOCKET LISTING
DATE 11-05-60 MARC. 3705
LOG 868 BOARD 01A-B3
PREV. ENGR. -
PRES. ENGR. 10-14-80 344270
IPAN. 1986966
IBM CORP. SDD BLK.

CU015 3N 3P 3Q 3V 3Y 3Z
CU010 4C
CU014 50 51 52 60 61 6W

M6 CONNECTOR
R04 CS007EB2
B02 CS007EE2
B04 CS007EF2
C02 CS007EG2
C04 CS007FC6
D02 CS007FD6
E04 C0004DE2

N1 CONNECTOR
A11 CK002DK2
A13 CK002DL2
B11 CK003FF2
B13 DP992GL2
C11 DP992GL2
D13 DK974FK6
E11 DP992ED2
E13 CP001FB2

N2 QUAD CARD
N3 8231436 6819
N4
N5

CK003 00 01 02 03 04
CU001 05
CK003 06 07 08 09 0A 0B
CU003 0C 0D 0E 0F 0G 0H
CU003 0J 0K
CK004 0P 0Q 0R 0S 0T 0U
CU004 0V

CK005 0X 0Y
CK006 0Z 10 11 12 13 14
CK007 15 16 17 18
CK007 19
CK004 1A 1B 1C 1D
CK007 1E 1F
CP005 1G 1H
CU005 1J 1K 1L 1M 1N 1P 1Q 1R 1S 1T
CU001 1U 1V 1W 1X 1Y 1Z
CU001 20 21 22 23 24

CK006 25 26 27 28 29 2A 2B 2C
CU001 2D 2E 2F
CK006 2G 2H 2J 2K
CU001 2L 2M
CK006 2N 2P 2Q 2R 2S 2T 2U
CU013 2V 2W 2X 2Y 2Z 2A 2B 2C 2D 2E 2F 2G 2H 2J 2K 2L 2M 2N 2P 2Q 2R 2S 2T 2U 2V 2W 2X 2Y 2Z

CK007 3A 3B 3C 3D
CU013 3E 3F 3G 3H 3J 3K 3L 3M 3N 3P
CU001 3Q 3R 3S 3T
CK003 52
CU001 58 59
CK003 5A
CU001 5B 5C 5D
CK003 5E
DG976 5F
DK976 5G
CK007 5H
CK003 5J 5K

N6 CONNECTOR
A02 C0004FE6
A04 CC001FC2
B02 CC006DF9
B04 CC006BM6
C02 CC007HK4
D04 CC006FG1
E02 CC006FG2
E04 CC006FG3

P1 CONNECTOR
E11 CA003BB0
E13 CD001DK6

P2 QUAD CARD
P3 8233257 6820
P4
P5

CS003 00 01
CU003 02
CS004 03
CS005 04

CU007 05
CS005 06 07 08 09 0A 0B
OC 0D 0E 0F 0G 0H
CU003 0L 0M 0N 0P 0Q 0R
OU 0S 0T 0U 0V 0W 0X
OY 0Z 10 11 12 13
14 15 16 17

CU004 18
CU003 19 1A 1B 1C 1D 1E
CS005 1F
CU003 1G
CU004 1H 1J 1K 1L 1M 1N
1P 1Q 1R 1T 1U 1V
CU006 1W 1X 1Y 1Z 20 21
CU007 22 23 24 25 26 27
28 29 2A 2B 2C 2D
2E 2F 2G 2H 2J 2K
2L 2M
CU004 2N 2P
CU003 2Z 30 32
CU004 36
CU007 39
CU004 3A
CS005 3B
CU006 3C 3D 3E
CU007 3F
CU003 3H
CU007 3J
CU003 3K

CU004 2N 2P
CU003 2Z 30 32
CU004 36
CU007 39
CU004 3A
CS005 3B
CU006 3C 3D 3E
CU007 3F
CU003 3H
CU007 3J
CU003 3K

P6 CONNECTOR
E02 CV001ME4
E04 CV001FG2

Q1 CONNECTOR
A11 CD002CB2
B13 CD002CC6
C11 CD002DA2
C13 CD002DF2
D11 CD002DH2
D13 CD003AH6
E11 CD003AJ6

Q2 QUAD CARD
Q3 8239399 6821
Q4
Q5

CC008 00 01
CC002 02 03 04 05
CC003 06
CC002 07
CC003 08 09
CS001 0A
CC003 0B 0C 0D 0E 0F
CS001 0G
CC003 0H 0J 0K 0L
CS001 0M
CC003 0N 0P 0Q
CS001 0R
CC003 0S 0T 0U 0V 0X
CS001 0Y 0Z 10 11 12 13 14 15 16
17 18 19 1A 1B 1C 1D 1E 1F 1G 1H 1J 1K 1L 1M 1N 1P 1Q 1R 1S 1T 1U 1V 1X 1Y 1Z
CC005 1R 1S 1T 1U 1V 1X
CC008 22 23 24 25 26 27
28 29 2A 2B 2C 2D 2E 2F 2G 2H 2J 2K 2L 2M 2N 2P 2Q 2R 2S 2T
CC001 2Z 2A 2N 2P 2Q 2R
2S 2T
CC002 2U 2V
CC001 3S
CC008 36
CC002 3A 3N

CC008 00 01
CC002 02 03 04 05
CC003 06
CC002 07
CC003 08 09
CS001 0A
CC003 0B 0C 0D 0E 0F
CS001 0G
CC003 0H 0J 0K 0L
CS001 0M
CC003 0N 0P 0Q
CS001 0R
CC003 0S 0T 0U 0V 0X
CS001 0Y 0Z 10 11 12 13 14 15 16
17 18 19 1A 1B 1C 1D 1E 1F 1G 1H 1J 1K 1L 1M 1N 1P 1Q 1R 1S 1T 1U 1V 1X 1Y 1Z
CC005 1R 1S 1T 1U 1V 1X
CC008 22 23 24 25 26 27
28 29 2A 2B 2C 2D 2E 2F 2G 2H 2J 2K 2L 2M 2N 2P 2Q 2R 2S 2T
CC001 2Z 2A 2N 2P 2Q 2R
2S 2T
CC002 2U 2V
CC001 3S
CC008 36
CC002 3A 3N

CC008 00 01
CC002 02 03 04 05
CC003 06
CC002 07
CC003 08 09
CS001 0A
CC003 0B 0C 0D 0E 0F
CS001 0G
CC003 0H 0J 0K 0L
CS001 0M
CC003 0N 0P 0Q
CS001 0R
CC003 0S 0T 0U 0V 0X
CS001 0Y 0Z 10 11 12 13 14 15 16
17 18 19 1A 1B 1C 1D 1E 1F 1G 1H 1J 1K 1L 1M 1N 1P 1Q 1R 1S 1T 1U 1V 1X 1Y 1Z
CC005 1R 1S 1T 1U 1V 1X
CC008 22 23 24 25 26 27
28 29 2A 2B 2C 2D 2E 2F 2G 2H 2J 2K 2L 2M 2N 2P 2Q 2R 2S 2T
CC001 2Z 2A 2N 2P 2Q 2R
2S 2T
CC002 2U 2V
CC001 3S
CC008 36
CC002 3A 3N

Q6 CONNECTOR
A02 CV061EK2
B04 CV061FB2
C02 C0001ER2
C04 DP993SA4
D02 DP993SA4
D04 DP993AJ4
E02 DP992ED2

R1 CONNECTOR
A13 CD003BF2
B11 CD003BG6
B13 CD003AR6
C11 CD003BK2
C13 CD003BN6
D11 CD003CG2
E13 CD003CM6

R2 QUAD CARD
R3 8252021 8B92
R4

R5 CC001 00 01 02 03 04 05
06 07 08 09 0A 0B
0C 0D 0E 0F 0G 0H
0J 0K
CC005 0R 0S 0T 0U
CC001 0V 0W
CC005 0X
CC006 0Y 0Z 10 11 12 13
14 15 16 17 18 19
1A 1B 1C 1D
CC007 1E 1F 1G 1H 1J 1K
1L 1M 1N 1P 1Q 1R
1S 1T 1U 1V 1W
CC006 1X 1Y 1Z 20 21 22
23 24 25 26 27 28
29
CS007 2A 2B 2C 2D
CC006 2E 2F 2G 2H 2J
CC007 2K 2L
CD002 2M
CQ001 2N 2P 2Q 2R 2S 2T
2U 2V 2W
CQ002 2X 2Y 2Z
CC007 30
CQ002 31 32 33 34 35 36
37 38 39 3A 3B 3C
3D 3E
CC007 3F 3G
CS007 3H 3J 3K 3L
CC006 3M 3N 3P
CC007 3Q 3R
CQ001 3S
CC007 3T 3U 3X 3Y
CQ001 43 46

CC001 00 01 02 03 04 05
06 07 08 09 0A 0B
0C 0D 0E 0F 0G 0H
0J 0K
CC005 0R 0S 0T 0U
CC001 0V 0W
CC005 0X
CC006 0Y 0Z 10 11 12 13
14 15 16 17 18 19
1A 1B 1C 1D
CC007 1E 1F 1G 1H 1J 1K
1L 1M 1N 1P 1Q 1R
1S 1T 1U 1V 1W
CC006 1X 1Y 1Z 20 21 22
23 24 25 26 27 28
29
CS007 2A 2B 2C 2D
CC006 2E 2F 2G 2H 2J
CC007 2K 2L
CD002 2M
CQ001 2N 2P 2Q 2R 2S 2T
2U 2V 2W
CQ002 2X 2Y 2Z
CC007 30
CQ002 31 32 33 34 35 36
37 38 39 3A 3B 3C
3D 3E
CC007 3F 3G
CS007 3H 3J 3K 3L
CC006 3M 3N 3P
CC007 3Q 3R
CQ001 3S
CC007 3T 3U 3X 3Y
CQ001 43 46

CC001 00 01 02 03 04 05
06 07 08 09 0A 0B
0C 0D 0E 0F 0G 0H
0J 0K
CC005 0R 0S 0T 0U
CC001 0V 0W
CC005 0X
CC006 0Y 0Z 10 11 12 13
14 15 16 17 18 19
1A 1B 1C 1D
CC007 1E 1F 1G 1H 1J 1K
1L 1M 1N 1P 1Q 1R
1S 1T 1U 1V 1W
CC006 1X 1Y 1Z 20 21 22
23 24 25 26 27 28
29
CS007 2A 2B 2C 2D
CC006 2E 2F 2G 2H 2J
CC007 2K 2L
CD002 2M
CQ001 2N 2P 2Q 2R 2S 2T
2U 2V 2W
CQ002 2X 2Y 2Z
CC007 30
CQ002 31 32 33 34 35 36
37 38 39 3A 3B 3C
3D 3E
CC007 3F 3G
CS007 3H 3J 3K 3L
CC006 3M 3N 3P
CC007 3Q 3R
CQ001 3S
CC007 3T 3U 3X 3Y
CQ001 43 46

R6 CONNECTOR
A04 CC006AV4
B02 CC006AV4
B04 CC006AV4
C02 CC006BJ4
C04 CC006BK4
D02 CC006BL4
E04 CU011DA4

S1 CONNECTOR
A11 CD003CM6
A13 CD003FF2

S2 QUAD CARD
S3 8233247 Y703
S4
S5

CK001 00
CR004 01
CR001 02 03
CK001 04
CR001 05 06 07 08 09 0A
0B 0C
CK001 0D 0E 0F 0G
CR001 0H
CK001 0J
CR001 0K 0L 0M 0N 0P 0Q
CR001 0R
CK001 0S 0T 0U 0V
CR001 0W
CK001 0X 0Y
CK002 0Z 10 11 12 13 14
15 16 17 18 19 1A
1B 1C 1D 1E
CR001 1F
CR006 1G 1H 1J 1K 1L 1M
1N 1P
CR007 1Q 1R 1S 1T 1U 1V
1W 1X
CK001 1Y
CR004 22 23
CK001 24
CR001 25 26 27 28 29 2A
2B 2C 2D 2E 2F 2G
2H 2J 2K 2L 2M 2N
2P 2Q 2R 2S 2T 2U
2V
CR002 2W 2X 2Y 2Z 30 31
32 33 34 35 36 37
38 39 3A 3B 3C 3D
3E 3F 3G
CR006 3H 3J 3K 3L 3M 3N
3P 3Q
CR002 3R
CR007 3S 3T 3U 3V 3W 3X
3Y 3Z

CK001 00
CR004 01
CR001 02 03
CK001 04
CR001 05 06 07 08 09 0A
0B 0C
CK001 0D 0E 0F 0G
CR001 0H
CK001 0J
CR001 0K 0L 0M 0N 0P 0Q
CR001 0R
CK001 0S 0T 0U 0V
CR001 0W
CK001 0X 0Y
CK002 0Z 10 11 12 13 14
15 16 17 18 19 1A
1B 1C 1D 1E
CR001 1F
CR006 1G 1H 1J 1K 1L 1M
1N 1P
CR007 1Q 1R 1S 1T 1U 1V
1W 1X
CK001 1Y
CR004 22 23
CK001 24
CR001 25 26 27 28 29 2A
2B 2C 2D 2E 2F 2G
2H 2J 2K 2L 2M 2N
2P 2Q 2R 2S 2T 2U
2V
CR002 2W 2X 2Y 2Z 30 31
32 33 34 35 36 37
38 39 3A 3B 3C 3D
3E 3F 3G
CR006 3H 3J 3K 3L 3M 3N
3P 3Q
CR002 3R
CR007 3S 3T 3U 3V 3W 3X
3Y 3Z

CK001 00
CR004 01
CR001 02 03
CK001 04
CR001 05 06 07 08 09 0A
0B 0C
CK001 0D 0E 0F 0G
CR001 0H
CK001 0J
CR001 0K 0L 0M 0N 0P 0Q
CR001 0R
CK001 0S 0T 0U 0V
CR001 0W
CK001 0X 0Y
CK002 0Z 10 11 12 13 14
15 16 17 18 19 1A
1B 1C 1D 1E
CR001 1F
CR006 1G 1H 1J 1K 1L 1M
1N 1P
CR007 1Q 1R 1S 1T 1U 1V
1W 1X
CK001 1Y
CR004 22 23
CK001 24
CR001 25 26 27 28 29 2A
2B 2C 2D 2E 2F 2G
2H 2J 2K 2L 2M 2N
2P 2Q 2R 2S 2T 2U
2V
CR002 2W 2X 2Y 2Z 30 31
32 33 34 35 36 37
38 39 3A 3B 3C 3D
3E 3F 3G
CR006 3H 3J 3K 3L 3M 3N
3P 3Q
CR002 3R
CR007 3S 3T 3U 3V 3W 3X
3Y 3Z

CR005 43 44 45 46 47 48
49 4A 4B 4C 4D 4E
4F 4G 4H 4J
CR008 4K 4U
CR003 4W
CU013 53
CR008 54 55
CK001 5F
CR001 5H 5J
CK001 5K 5L
CR003 5M 5N 5Q 5R 5T
CR004 5U
CR006 5V 5W 5Z

CR001 00 01 02 03 04 05
06 07 08 09 0A 0B
0C 0D 0E 0F 0G 0H
0J 0K
CC005 0R 0S 0T 0U
CC001 0V 0W
CC005 0X
CC006 0Y 0Z 10 11 12 13
14 15 16 17 18 19
1A 1B 1C 1D
CC007 1E 1F 1G 1H 1J 1K
1L 1M 1N 1P 1Q 1R
1S 1T 1U 1V 1W
CC006 1X 1Y 1Z 20 21 22
23 24 25 26 27 28
29
CS007 2A 2B 2C 2D
CC006 2E 2F 2G 2H 2J
CC007 2K 2L
CD002 2M
CQ001 2N 2P 2Q 2R 2S 2T
2U 2V 2W
CQ002 2X 2Y 2Z
CC007 30
CQ002 31 32 33 34 35 36
37 38 39 3A 3B 3C
3D 3E
CC007 3F 3G
CS007 3H 3J 3K 3L
CC006 3M 3N 3P
CC007 3Q 3R
CQ001 3S
CC007 3T 3U 3X 3Y
CQ001 43 46

CR002 3R
CR007 3S 3T 3U 3V 3W 3X
3Y 3Z

CR005 43 44 45 46 47 48
49 4A 4B 4C 4D 4E
4F 4G 4H 4J
CR008 4K 4U
CR003 4W
CU013 53
CR008 54 55
CK001 5F
CR001 5H 5J
CK001 5K 5L
CR003 5M 5N 5Q 5R 5T
CR004 5U
CR006 5V 5W 5Z

S6 CONNECTOR
A02 CU011DC4
A04 CU013CF6

T1 CONNECTOR
A11 CU001EJ6
A13 CU001EN6
B11 CU001FM6
C13 CU001EC2
D11 CU001EE2
D13 CU001EG2
E11 CU016GG6
E13 CU010BE4

T2 SINGLE CARD
8257404 6804

AP001 00 01 02 03
AP005 05 06 07 08 09 0A
AP001 0C
AP005 0D 0E
AP001 0F
AP005 0G 0H
AP001 0J
AP005 0K 0L
AP001 0N
AP005 0P 0Q 0R 0S 0T
AP001 0V
AP005 0W 0X 0Y 0Z
AP001 10 11 12 13 14 15 16
17 18 19 1A 1B 1C 1D 1E 1F 1G 1H 1J 1K 1L 1M 1N 1P 1Q 1R 1S 1T 1U 1V 1X 1Y 1Z
AP001 20 21
AP005 22 23 24 25 26 27
28 29 2A 2B 2C 2D 2E 2F 2G 2H 2J 2K 2L 2M 2N 2P 2Q 2R 2S 2T
AP001 2Z 2A 2N 2P 2Q 2R
2S 2T
AP005 2U 2V
AP001 3S
AP005 36
AP002 3A 3N

T3 SINGLE CARD
8257404 6804

AP001 00 01 02 03
AP002 04 05 06 07 08 09
0A 0B
AP001 0C
AP002 0D 0E
AP001 0F
AP002 0G 0H
AP001 0J
AP002 0K 0L 0M 0N 0P 0Q
AP001 0R
AP002 0S 0T 0U 0V
AP001 0W
AP002 0X 0Y
AP001 0Z 10 11 12 13 14
15 16 17 18 19 1A
1B 1C 1D 1E
AP001 1F
AP002 1G 1H 1J 1K 1L 1M
1N 1P
AP001 1Q 1R 1S 1T 1U 1V
1W 1X
AP001 1Y
AP002 22 23
AP001 24
AP001 25 26 27 28 29 2A
2B 2C 2D 2E 2F 2G
2H 2J 2K 2L 2M 2N
2P 2Q 2R 2S 2T 2U
2V
AP002 2W 2X 2Y 2Z 30 31
32 33 34 35 36 37
38 39 3A 3B 3C 3D
3E 3F 3G
AP001 3H 3J 3K 3L 3M 3N
3P 3Q
AP002 3R
AP001 3S 3T 3U 3V 3W 3X
3Y 3Z

T4 DOUBLE CARD
8257424 6824
T5
CP001 00 01 02 03 04 08
0A 0B
CP001 0N 0S 0U 0X 0Y 0Z
10 11 12 13 14 15
16 17 18 19 1A 1B
1C 1D 1E 1F 1G 1H
1J 1K 1L 1M 1N 1P 1Q 1R 1S
20 21 22

T6 CONNECTOR
A02 CU011DD4
A04 CU011DE4
B02 CU011DG4
C04 CU011DJ4
D02 CU011DK4
D04 CU011DL4
E02 CU011DM4
E04 CU011DN4

U1 CONNECTOR
A11 CU001EK6
B13 CU001EL6
C11 CP001GD2
C13 CP001FG6
D11 CP001FJ2
D13 CP001FK6
E11 CP001FM6

U2 SINGLE CARD
8252589 2589
AP008 A1

U2 AP008 A1

U2 AP003 B1 C1 D1 E1
AP008 F1
AP003 G1 H1 J1 K1
AP007 L1 M1
AP005 N1 P1 Q1 S1
UNUSED PORTIONS
T U

U3 SINGLE CARD
8252589 2589
AP004 A1 B1 C1 D1 E1 F1
AP008 G1 H1
AP007 J1 K1
AP008 L1 M1 N1 P1 Q1 S1

U4 SINGLE CARD
8252589 2589
AP001 A1 B1 C1 D1
AP006 E1 F1 G1 H1 J1 K1
L1 M1 N1 P1 Q1 S1
UNUSED PORTIONS
T U

U5 SINGLE CARD
8239414 8B85
AP008 03
CU010 04
CS007 05
CC007 0N

U6 CONNECTOR
A02 CU013EF6
B04 CU012DC4
C02 CU012DD4
C04 CU012DE4
D02 CU012DG4
D04 CU012DJ4
E02 CU012DK4

V1 CONNECTOR
A13 CP002GK6
B11 CU010FM2
B13 AP008DP4

V2 CONNECTOR
B02 AP009AM4
B04 AP011AM4
B05 AP012AC4
B06 AP012AF4
B08 AP012AJ4
B09 AP012AK4
B10 AP012AL4
B12 AP013AF4
B13 AP013AJ4
D02 AP013AM4
D03 AP014AC4
D05 AP014AJ4
D06 AP014AL4
D07 AP014AM4
D09 AP015AC4
D10 AP015AF4
D11 AP015AJ4
D13 AP015AM4

V3 CONNECTOR
B02 AP010AM4
B04 CC003BH6
B05 CC003BJ6
B06 CC003BL6
B08 CC003CH6
B09 CC003CJ6
B10 CC003CL6
B12 CC003EL6
B13 CC003EL6
D02 CC004AE6
D03 CC004AE6
D05 CC004AB2
D06 CP002CM6
D07 CQ001DK2
D09 CU003GL6
D10 DP005DL4
D11 CS006CD6
D13 CU016GJ6

V4 CONNECTOR
B06 CU017GJ2
B08 CU006CB6

V4 CONNECTOR
B06 CU017GJ2
B08 CU006CB6

V4 CONNECTOR
B06 CU017GJ2
B08 CU006CB6

V4 B09 CU017FC6
B10 CU017GE6
B12 AP003DM1
B13 CU016GL6
D07 CU017FG2
D09 CU017EA6
D10 CU017FA6
D11 CU017GA6
D13 CU017GC6

V6 CONNECTOR
A04 CU012DL4
B02 CU012DN4
B04 CU013CF6

V6 CONNECTOR
A04 CU012DL4
B02 CU012DN4
B04 CU013CF6

V6 CONNECTOR
A04 CU012DL4
B02 CU012DN4
B04 CU013CF6

V6 CONNECTOR
A04 CU012DL4
B02 CU012DN4
B04 CU013CF6

V6 CONNECTOR
A04 CU012DL4
B02 CU012DN4
B04 CU013CF6

V6 CONNECTOR
A04 CU012DL4
B02 CU012DN4
B04 CU013CF6

V6 CONNECTOR
A04 CU012DL4
B02 CU012DN4
B04 CU013CF6

V6 CONNECTOR
A04 CU012DL4
B02 CU012DN4
B04 CU013CF6

V6 CONNECTOR
A04 CU012DL4
B02 CU012DN4
B04 CU013CF6

V6 CONNECTOR
A04 CU012DL4
B02 CU012DN4
B04 CU013CF6

PLUG LIST
PART NO ACC TYPE SOCKETS TOTAL
5852589 2589 U2 U3 U4 03
5857404 68

A1	CONNECTOR D11 DN004GB2 D13 DN004GD2 E11 DN004GF2
A2	SINGLE CARD 8231695 6799 DS004 00 01 02 03 04 05 06 07 08 09 0A 0B 0C 0D 0E 0F 0G 0H DS005 0J 0K 0L DS004 0Q 0R 0S 0T 0U 0V 0W 0X 0Y 0Z 1A
A3	SINGLE CARD 8231695 6799 DS002 00 01 02 03 04 05 06 07 08 09 0A 0B 0C 0D 0E 0F 0G 0H DS003 0J 0K 0L DS002 0Q 0R 0S 0T 0U 0V 0W 0X 0Y 0Z 1A
A4	SINGLE CARD 8231437 6797 DB101 00 01 02 03 04 05 06 07 08 09 0A 0B 0C 0D 0E 0F 0G 0H 0J 0L
A5	CONNECTOR B02 A0005DB2 B04 A0005DB4 B05 A0005DC7 B06 A0005DC1 B08 A0005DC3 B09 A0005DD2 B10 A0005DD4 B12 A0005DC5 B13 A0005DD6 D02 A0005DE1 D03 A0005DE3 D05 A0005DE5 D06 A0005DE7 D07 A0005DF2 D09 A0005DF4 D10 A0005DF6 D13 A0005DF8
A6	CONNECTOR D02 A0008AA6 D04 C0001CD2 E02 C0005CJ6
B1	CONNECTOR A13 DN004GH2 B11 DN004GK2 B13 DP991GB6 C11 DP991GE6 C13 DP992GA6 D11 DQ004GB2 E13 DQ004GD2
B2	SINGLE CARD 8231437 6797 DS001 00 01 02 03 04 05 06 07 08 09 0A 0B 0C 0D 0E 0F 0G 0H 0J 0L
B6	CONNECTOR A04 C0005CL6 B02 CU010GM6 B04 A0002DF1 C02 C0005AD4 C04 A0002DF5 D02 A0002DF7 E04 C5002DK6
C1	CONNECTOR A11 DQ004GF2 A13 DQ004GH2 B11 DQ004GK2 B13 DR991GB6 C11 DR991GE6 D13 DR992GA6 E11 DS001EL2 E13 DG974FK6
DC2	DOUBLE CARD 8252018 AB93
ZC3	DE976 00 CG001 01 02 03 04 05 06 07 08 0A 0B CF002 0C 0D 0E

C6	CONNECTOR A02 CP005AB4 A04 A0002DN2 B02 A0002DN4 B04 A0002DN6 C02 DF002GF4 D04 C0004DM2 E02 C0004FH2 E04 C0005FL6
D1	CONNECTOR E11 DG976EA6 E13 DG974EB6
D2	QUAD CARD 8218932 6798
D3	
D4	
D5	
CV041	00 01 02 03 04 05 CV001 15 1T 1U 1V 1W 1X 1Y 1Z 20 21 22 23 24 25 26 27 28 29 2A 2B CV011 2C 2D 2E 2F 2G 2H 2J CV051 2K 2L 2M 2N 2P 2Q 2R 2S 2T 2U 2V 2W 2X 2Y 2Z 30 31 32 33 34 CV061 35 36 37 38 39 3A 3B 3C 3D 3E 3F 3G 3H 3J 3K 3L 3M 3N 3P 3Q 3R 3S CV001 3W 3X 3Y 3Z 40 41 42 CV011 43 44 45 46 47 CV021 48 49 4A 4B CV031 4C 4D 4E 4F CV061 4G 4H 4K 4L 4M 4N CV001 50 51 52 53 5H 77 78 79 CV051 7A CV061 7D
D6	CONNECTOR E02 CS002BK4 E04 CP003DD6
E1	CONNECTOR A11 DG974EH6 B13 DH014GB6 C11 DH014GF6 C13 DH014GK6 D11 DJ014GB6 D13 DJ014GF6 E11 DJ014GK6
E2	QUAD CARD 8250101 AB89
E3	
E4	
E5	
DS001	00 01 CP003 02 03 CP002 04 05 06 07 08 09 DN005 0A 0B 0C 0D 0E 0F 0G 0H CM003 0J 0K CP002 0L 0M 0N 0P 0Q 0R DN005 0S 0T 0U CM003 0V 0W 0X 0Y 0Z 10 11 12 CM003 13 14 15 16 AJ002 17 CM003 18 19 CM002 1A 1B 1C CM003 1D 1E CM002 1F 1G 1H 1J CM003 1K AJ002
E6	CONNECTOR A02 AJ001AB4 B04 AJ001FC4 C02 AJ001FD4 C04 AJ001EC4 D02 CG001BF2 D04 C0005DK6 E02 C5004GH2
F1	CONNECTOR A13 DK976EA6 B11 DK974EB6

F1	B13 DK974EH6 C11 DL004GB6 C13 DL004GF6 D11 DL004GK6 E13 DR004GB6
F2	SINGLE CARD 8211470 7593 RDS1 CU011 00 CU012 01 CU011 02 CU012 04 05 06 07 08 09 0A 0B 0C 0D 0E 0F CU011 0G 0H 0J 0K 0L 0M 0N 0P 0Q 0R 0S 0T CU012 0U 0V CU011 0Y 0Z
F5	SINGLE CARD 5862885 N885 DW001 11 13 17 19 1B 1D 1E 1F 1G 1H 1J 1K 1L 1M 1Y
F6	CONNECTOR A04 C0005DC6 B02 CU005CB2 B04 AP001CB4 C02 AP001CC4 C04 DM001EK2 D02 CM001BB6 E04 CR001DD2
G1	CONNECTOR A11 DR004GF6 A13 DR004GK6
G2	QUAD CARD 8250102 AB90
G3	
G4	
G5	
DN003	00 01 02 03 04 05 06 07 DN004 08 DN001 09 0A DP994 0B DN002 0C 0D DN001 0E 0F DP992 0G DN001 0H 0J DP992 0K 0L DN001 0M 0N 0P 0Q 0R 0S DN002 0T 0U 0V 0W DP994 0X DP992 0Y 0Z DP994 10 11 DP992 12 DR993 13 DR991 14 DQ004 15 DR992 16 DQ004 17 DR994 18 DQ004 19 DR994 1A 1B DR992 1C DR994 1D 1E 1F DR992 1G DR994 1H 1J 1K 1L DQ004 1M DR993 1N DQ002 1P DQ001 1Q DR992 1R DQ002 1S DR992 1T DR994 1U DN004 1V 1W DR994 1X 1Y 1Z DQ002 20 DR993 21 22 23 DQ004 24 25 26 DR994 27 DR991 28 DR992 29 DQ003 2A 2B DN001 2C DR994 2E DN002 2F DR992 2G 2H 2J 2K DQ002 2L DR991 2M 2N DQ002 2P DR991 2Q 2R 2S DQ002 2T DR992 2U 2V DQ002 2W DR992 2X 2Y DQ004 2Z DR992 30 31 32 33 35 DN004 2A 2B DN004 2C DP994 2E DP993 2F DP991 2G 2H 2J 2K DN002 2L DP991 2M 2N DN002 2P DP991 2Q 2R 2S DN002 2T DP992 2U 2V
H6	CONNECTOR A02 CS004FJ2 B04 CS005SA4

DN002	2W DP992 2X 2Y DN004 2Z DP992 30 31 32 33 35 DP993 37 DP994 38 3C DP991 3D DP992 3E 3F 3G 3H DP993 3J DN001 3K 3L DP992 3M 3N 50 51 DP993 53
G6	CONNECTOR A04 CQ001GL2
H1	CONNECTOR A11 CA003HE6 A13 CA003HH2 B11 CA003HL2 C13 CA004BA2 D11 CA004EB6 D13 CA004EC6 E11 CA004EE6 E13 CA004EF6
H2	QUAD CARD 8250102 AB90
H3	
H4	
H5	
DQ003	00 01 02 03 04 05 06 07 DQ004 08 DQ001 09 0A DR994 0B DQ002 0C 0D DQ001 0E 0F DR992 0G DR991 0H 0J DR992 0K 0L DQ001 0M 0N 0P 0Q 0R 0S DQ002 0T 0U 0V 0W DR994 0X DR994 0Y 0Z DR994 10 11 DQ002 12 DR993 13 DR991 14 DQ004 15 DR992 16 DQ004 17 DR994 18 DQ004 19 DR994 1A 1B DR992 1C DR994 1D 1E 1F DR992 1G DR994 1H 1J 1K 1L DQ004 1M DR993 1N DQ002 1P DQ001 1Q DR992 1R DQ002 1S DR992 1T DR994 1U DN004 1V 1W DR994 1X 1Y 1Z DQ002 20 DR993 21 22 23 DQ004 24 25 26 DR994 27 DR991 28 DR992 29 DQ003 2A 2B DN001 2C DR994 2E DN002 2F DR992 2G 2H 2J 2K DQ002 2L DR991 2M 2N DQ002 2P DR991 2Q 2R 2S DQ002 2T DR992 2U 2V DQ002 2W DR992 2X 2Y DQ004 2Z DR992 30 31 32 33 35 DN004 2A 2B DN004 2C DP994 2E DP993 2F DP991 2G 2H 2J 2K DN002 2L DP991 2M 2N DN002 2P DP991 2Q 2R 2S DN002 2T DP992 2U 2V DP993 53
H6	CONNECTOR A02 CS004FJ2 B04 CS005SA4

A02	DK976EJ6 CQ004FJ6 CS004BK6 CS004BM2 CS004CA6 CS004DB2 CS004ED2 CS004FG2
J1	CONNECTOR A11 CA004EG6 B13 CA004EH6 C11 CA004EJ6 C13 CA004EK6 D11 CA004EM2 D13 CA004EM6 E11 CA004DD2
J2	QUAD CARD 5857401 6801
J3	
J4	
J5	
DF002	00 01 DF974 02 03 DF002 04 DF971 05 06 07 08 09 0A 0B DF002 0C 0D 0E 0F DF003 0G 0H DF974 0J 0K DF003 0L DF975 0M 0N 0P DF003 0Q DF008 0R 0S 0T 0U 0V 0W 0X 0Y 0Z DF976 10 DF977 11 DF976 12 DF977 13 14 DF974 15 DF976 16 DF008 17 DF976 18 DF974 19 DF974 1A DF974 1B DF974 1C 1D 1E 1F 1G 1H DF974 1J DF009 1K 1L DF009 1M 1P DF009 1R 19 DF974 1A DF976 1B DF009 1C 1D 1E 1F 1G 1H DF974 1J DF009 1K 1L DF974 1M DF009 1R 1S 1T DF009 1U 1V DF974 1W DF975 1X 1Y DF974 1Z DF976 20 21 22 23 DF008 24 25 26 DF002 1R 1S 1T DF003 1U 1V DF008 1W DF009 2A 2B 2C DF974 2D DF976 2E DF977 2F DF008 2G DF977 2H 2J 2K DF976 28 29 DF009 2A 2B 2C DF974 2D DF976 2E DF009 2T 2U DF976 2V DF977 2W DF976 2X 2Y 2Z DF008 30 31 DF009 32 33 DF974 34 DF008 3T 3U DF976 37 39 DF977 3H DF976 3J 3K 3L 3M DF974 3N 3P 3Q DF009 3S 36 DF976 37 39 DF977 3H DF976 3J 3K 3L 3M DF974 3N 3P 3Q DF975 3V 52 DF977 53 DF976 54 DF977 55 57 DF977 58 DF976 59 DF977 61 DF976 63 DF002 64 65 66 DF974 67
K6	CONNECTOR A04 DK974CG2 B02 CK003SA4 B04 DG976EJ6
L1	CONNECTOR D11 CS001DP2 D13 CS007CH2 E11 CS007SD4

C02	CS005SC4 CS005CA6 CS005CC6 CK003CA4 DG974GG2
K1	CONNECTOR A13 CG001CK6 B11 DG977GK6 B13 DK977GK6
K2	QUAD CARD 5857401 6801
K3	
K4	
K5	
DG002	00 01 DG974 02 03 DG002 04 DG971 05 06 07 08 09 0A 0B DG002 0C 0D 0E 0F DG003 0G 0H DG974 0J 0K DG003 0L DG975 0M 0N 0P DG003 0Q DG008 0R 0S 0T 0U 0V 0W 0X 0Y 0Z DG976 10 DG977 11 DG976 12 DG977 13 14 DG974 15 DG976 16 DG008 17 DG009 18 19 DG974 1A DG976 1B DG009 1C 1D 1E 1F 1G 1H DG974 1J DG009 1K 1L DG974 1M DG971 1N 1P DG976 1Q DG002 1R 1S 1T DG003 1U 1V DG008 1W DG975 1X 1Y DG974 1Z DG976 20 21 22 23 DG008 24 25 26 DG009 27 DG976 28 29 DG009 2A 2B 2C DG974 2D DG976 2E DG977 2F DG002 2G DG971 2H 2J 2K DG002 2L DG971 2M DG976 2N DG971 2P 2Q 2R DG002 2S DG008 2T 2U DG976 2V DG977 2W DG976 2X 2Y 2Z DF008 30 31 DF009 32 33 DF974 34 DF009 35 36 DG976 37 39 DG971 3D 3E 3F DG976 3G DG977 3H DG976 3J 3K 3L 3M DG975 3V 52 DG977 53 DG976 54 DG977 55 57 DG977 58 DG976 59 DG977 61 DG976 63 DG002 64 65 66 DG974 67
M2	QUAD CARD 5857402 6802
M3	
M4	
M5	
DJ014	00 01 02 DJ002 03 04 05 DJ014 06 DJ016 07 08 DJ014 09 0A DJ011 0B 0C 0D 0E 0F 0G DJ002 0H 0J 0K DJ014 0L 0M
L6	CONNECTOR D02 DF974FK6 D04 CK001GB2 E02 CK001GF2
M1	CONNECTOR A13 CS007EB2 B11 CS007EE2 B13 CS007EF2 C11 CS007EG2 C13 CS007FH2 D11 CS007FD6 E13 CQ004DE2
M2	QUAD CARD 5857402 6802
M3	
M4	
M5	
DJ014	00 01 02 DJ002 03 04 05 DJ014 06 DJ016 07 08 DJ014 09 0A DJ011 0B 0C 0D 0E 0F 0G DJ002 0H 0J 0K DJ014 0L 0M
K6	CONNECTOR A04 DK974CG2 B02 CK003SA4 B04 DG976EJ6
L1	CONNECTOR D11 CS001DP2 D13 CS007CH2 E11 CS007SD4

SOCKET LISTING
DATE 06-04-81 PACH. 3705

LOG 288 BOARD 01A-B4
PREV. ENGR. 10-14-80 344270
PRES. ENGR. 06-02-81 344828
P.N. 1986967

IBM CORP. SDD BLK. 000

SOLID LOGIC DESIGN AUTOMATION - SOCKET LISTING

Table listing socket connections for DJ002 through DJ016, including pin numbers and connector types.

Table listing socket connections for DK976 through DK977, including pin numbers and connector types.

Table listing socket connections for DL010 through DL002, including pin numbers and connector types.

Table listing socket connections for D02 through D13, including connector types and pin numbers.

Table listing socket connections for CU012 through CU015, including connector types and pin numbers.

Table listing socket connections for AP010 through AP015, including connector types and pin numbers.

Table listing socket connections for A02 through A13, including connector types and pin numbers.

Table listing socket connections for B02 through B13, including connector types and pin numbers.

Table listing connector types for M6, N1, N2, N3, N4, N5.

Table listing connector types for N6, P1, P2, P3, P4, P5.

Table listing connector types for Q2, Q3, Q4, Q5.

Table listing connector types for R1 through R5.

Table listing connector types for U1 through U6.

Table listing connector types for V1 through V6.

Table listing connector types for W1 through W6.

Table listing connector types for X1 through X6.

Table listing connector types for N2 through N5, including quad card information.

Table listing connector types for N6 through P5, including quad card information.

Table listing connector types for Q2 through Q5, including quad card information.

Table listing connector types for R6 through R5, including quad card information.

Table listing connector types for U6 through U2, including quad card information.

Table listing connector types for V6 through V2, including quad card information.

Table listing connector types for W6 through W2, including quad card information.

Table listing connector types for X6 through X2, including quad card information.

SOCKET LISTING
DATE 06-04-81
LCC 288 BOARD 01A-B4
PREV. ENGR. 10-14-80 344270
PRES. ENGR. 05-02-81 344828
P.N. 1986967
IBM CORP. SDD BLK.

D 2 0 0 2

PART NO. ACC TYPE SOCKET
8252028 NROS CE48 F2

NOTES

- 1 WITH TWO CA-4'S, NROS IS INSTALLED IN OIA-B4F2
- 2 WITH A CA-1, TYPE I ROS IS INSTALLED IN OIA-B4F2, CARD P/N 8211470
- 3 WITH ONE CA-4, TYPE I ROS OR NROS MAY BE INSTALLED
- 4 WITH A STANDALONE REMOTE (NO. CA'S INSTALLED), NO ROS CARD IS PRESENT IN OIA-B4F2/F3

F2 DOUBLE CARD
8252028 CE48 NROS
CW013
CW014

SEE 1 2 3 4

SOCKET LISTING ADDENDUM

DATE JUN81	MACH: 3705	D Z 0 0 2 A
P/N 4499514	BRD: OIA-B4	
	VERS: 000	
IBM CORP SCD		
E.C. 344828		