

**IBM System/3
Disk System
Halt Procedure
Guide**



Second Edition (March 1971)

This is a major revision of, and obsoletes, GC21-7540-0 and Technical Newsletter GN21-7532. New halts have been added and miscellaneous changes to existing halts have been made.

This edition applies to version 03, modification 00, of the System/3 Disk System, and to all subsequent versions and modifications until otherwise indicated in new editions or Technical Newsletters. Changes are continually made to the specifications herein; before using this publication in connection with the operation of IBM Systems, consult the latest IBM System/3 or IBM SRL Newsletter, Order Number GN20-2228, for the editions that are applicable and current.

Requests for copies of IBM publications should be made to your IBM representative or to the IBM branch office serving your locality.

A form for reader's comments is provided at the back of this publication. If the form has been removed, comments may be addressed to IBM Corporation, Programming Publications, Department 425, Rochester, Minnesota 55901.

© Copyright International Business Machines Corporation 1970, 1971

Preface

This manual provides the information needed to recover from program halts issued by the System/3 Disk System, Program Number 5702-SC1. Halts are also included for Program Products 5702-AS1, 5702-RG1, 5702-SM1, 5702-UT1, 5702-UT2, and 5702-UT3. Information on how to use the manual and a description of the halts is provided.

Halts encountered when using the IBM 1270 Optical Reader Sorter are included in this manual. This device is not available to IBM customers in the United States.

The following manual is recommended for additional information:

IBM System/3 Disk System Operator's Guide, GC21-7508.

Contents

PROGRAM HALTS	1
Explanation of the Halt List	1
Using the Halt List	2
Unrecognizable Displays	6
Halts Encountered During OCL Processing	6
Halts Encountered During RPG II Object Program Execution	6
General Results When the 2 or 3 Option for a Halt is Selected	6
Stand-alone Halts	7
Informational Error Codes	7
HALT LIST	8

Program Halts

System/3 uses a message display unit on the console to display programmed halts. These halts indicate incorrect program operation, machine errors, or in some cases, information or instructions. All halts require operator action.

The programmer should be notified if halts occur during the running of his job. You can list the halts in the comments section of the Program Run Sheet.

Explanation of the Halt List

The following is a description of the columns in the halt list:

HALT—Lists the displays that can appear in the message display unit.

LOG—Lists the error codes that can be printed on the log device if log is on. Some halts have more than one error code that can be logged. The one logged depends on the program that initiates the halt. You may have to use the logged error code to determine the exact reason for the halt.

The format of the logged error code is:

xxyyzz

where: **xx**—is a two character representation of the program initiating the halt. Figure 1 lists the possible first two characters of an error code and identifies the programs they represent.

yy—is the halt displayed in the message display unit.

zz—is used for additional information and may or may not be used. Any information you need to know about the last two characters of the error code is indicated in the reason for the halt.

Note: If the log device is the 5471 Printer-Keyboard, the logged error code is preceded by a blank, 1, or 2. These characters provide the following information:

Blank	Dedicated system
1	DPF. Program level one has initiated the halt.
2	DPF. Program level two has initiated the halt.

Characters	Program the Characters Represent
AS	Basic Assembler Program
CC	System Control Program
CI	System Control Program
CR	System Control Program
CS	System Control Program
CT	System Control Program
DC	System Control Program
DD	System Control Program
DO	System Control Program
DU	System Control Program
EB	System Control Program
EG	System Control Program
EJ	System Control Program
EK	System Control Program
EL	System Control Program
EN	System Control Program
GF	Field Engineering Maintenance Program
GG	System Generation Program
GM	System Generation Program
GP	System Generation Program
GS	System Generation Program
ID	System Control Program
IM	System Control Program

Figure 1. Two character representation of the programs.
 (Part 1 of 2)

Characters	Program the Characters Represent
IP	System Control Program
JE	Remote Job Entry Support
LA	System Control Program
LM	Library Maintenance Program
ML	96 List Program
MR	96-96 Reproduce and Interpret Program
MS	MFCU Sort/Collate Program
MV	Data Verifying Program
UA	Alternate Track Assignment Program
UC	Disk Copy/Dump Program
UF	File Delete or File and Volume Label Display Program
UI	Disk Initialization Program
UR	Alternate Track Rebuild Program
VF	System Control Program

Figure 1. Two character representations of the program.
(Part 2 of 2)

OPTION—This column indicates the options you have when a halt occurs. The options you have are indicated by a 0, 1, 2, and/or 3. You dial one of these numbers on the rightmost address/data switch, perform any action indicated in the REASON AND RECOVERY column, and press console START or appropriate HALT RESET key if you have DPF.

When you have more than one option to choose from, it is recommended that the lowest option be selected. For example, if a halt occurs and options 0, 2, and 3 are indicated, select option 0. The lower option allows the job to continue processing or, at a minimum, permits other diagnostic functions to be performed before the job is terminated. In general, the options you select have the following meanings, with exceptions being noted in the halt list.

- 0 – Continue with the job.
- 1 – Retry the operation and continue with the job. This can mean to reread a card or repeat the operation.

- 2 – Controlled Cancel. Control is given back to the job in storage and it initiates cancelling the job.
- 3 – Immediate Cancel. Control is given to the system and it initiates cancelling the job.

REASON AND RECOVERY—This column gives the reason for the halt and the action to take for recovering from the halt. When a halt has more than one error code, a general reason is given for the halt, and a more detailed reason is provided for each error code of the halt. When a halt that has more than one error code has a common recovery (same options for each error code), the recovery for the halt is located after the last error code entry. When the recovery for each error code of a halt is different, the recovery follows each reason for the halt.

After performing any action indicated in the REASON AND RECOVERY column, set the rightmost address/data switch at the selected option and press console START or appropriate HALT/RESET key if you have DPF.

Using the Halt List

Figure 2 shows a matrix that allows you to locate halts in the halt list. The matrix is also located at the end of the halt list. Two columns, one on the left and one on the right of the matrix, show the possible left characters of the halt display. Two rows, one on the top and one on the bottom of the matrix, show the possible right characters of the halt display. You will use these columns and rows to find the sheet number where the halt is located in the halt list. The halts are organized by numeric, alphabetic, and special characters, in that order.

Locate a halt in the halt list as follows:

1. Locate the left character of the halt by looking at the left column of possible characters.
2. Locate the right character of the halt by looking at the top row of possible characters.
3. Follow the numbers directly across from the left character of the halt until you are below the right character of the halt.
4. This gives you a sheet number where the halt is located within the halt list.
5. Locate the halt in the halt list.

Possible left characters of halt display

Possible right characters of halt display

		H A L T										P R O G										M A T R I X									
		A	C	E	F	H	J	L	P	U	Y	Ø	1	2	3	4	5	6	7	8	9	0	'	-							
Ø	I	168	168	168	168	169	169	169	170	170	170	165				167				167	167	165	170	I							
	I																							I							
A	I	84	84	85	85	85	86	87	88	88		88	80	80	81	81	81	82	82	83	84	79	89	89	A						
	I																							I							
C	I										90	90	91							89		92		I							
	I																							I							
E	I	96		97	97	98	98	99	100	100	101	101	93	94	94		95					92	101		I						
	I																							I							
F	I	109	109	109	109	110	110	110	110	111	111	104	105	106	107	108	108		108			102	112		I						
	I																							I							
H	I	114	115	115	120	121	121	121	122		122	112	112	113	113	113	113	114	114	114	112	122		I							
	I																							I							
J	I	127	127	128	128	128	129	129	130	130	131	131	123	123	124	124	125	125	126	126	127	127	132		I						
	I																							I							
L	I	138	138	138		139	139	139	140	140	140		133	134	134	135	135	136	136	137	137	133		I							
	I																							I							
P	I		145	145	145	146	146		146	147	147	141		142		142	143	143	144		147		I								
	I																							I							
U	I	154	155	155	155	156	156	156	157	157	157	158	148	149	150	150	151	152	152	153	154	148	158		I						
	I																							I							
Y	I	163	164	164	164	164	164	164.1	164.1	164.1	164.1	164.1	159	160	160	161	161	162	162	162	163	159	164.2		I						
	I																							I							
0	I	1	1	2	4	4	5	5	6	6		7										1		I							
	I																							I							
1	I	11	11	12	12	12	13	13	14	15	15	16	7	8	8	8	9	9	9	10	10	7	16		I						
	I																							I							
2	I	18	19	19	19	20						20		16	17	17		17		18	18	18	16		I						
	I																							I							
3	I	24	25	25	25	26	27		28		29	29	21	21	21	22	22		24	24		20		I							
	I																							I							
4	I	35	35		35	36	36	36	36	37	37	37	31	32	32	32	33	33	33	34	34	30		I							
	I																							I							
5	I	41	42		43	44		44	45	45	47	48	38	38	38	39	39	40	41		38	50		I							
	I																							I							
6	I	55	56	56	57	57	57	58	58		58	59	51	51	52	52	53	53	53	54	54	50	59	59	I						
	I																							I							
7	I	62	63	63	63	63	64		64	64		65	60	60	60	61	61	61	61	62	62	60	65	I							
	I																							I							
8	I	68	68	68		69	69	69	69	70	70		65		66	66	66	67		67	67	65	70	I							
	I																							I							
9	I	74		74	75	75	75	76	77	78	78	78	71	71	71	72	72	73	73	73	74	71	79	79	I						
	I																							I							
'	I		193	193			193		193		188		188	189	190	190					180	194		I							
	I																							I							
-	I	175	175	176	176	177	177	178	178		179	171	172	172	173	173	174	174	174	175	171	179		I							
	I																							I							

Note: It is possible for one of the positions of the halt display to be blank. A Ø in the matrix indicates the blank position.

Figure 2. Halt list matrix

- If the halt has more than one error code, look at the error code logged for the halt and then locate the error code for the halt in the halt list. The end of the description of a particular halt is indicated by a dashed line.

Figure 3 is an example of locating a halt.

		H A L T										P R O G										M A T R I X									
		A	C	E	F	H	J	L	P	U	Y	Ø	1	2	3	4	5	6	7	8	9	0	'	-							
Ø	I	168	168	168	168	169	169	169	170	170	170	165				167				167	167	165	170	I							
A	I	84	84	85	85	85	86	87	88	88	88	88	80	80	81	81	81	82	82	83	84	79	89	89 I A							
C	I								90	90	91										89	92	I C								
E	I	96		97	97	98	98	99	100	100	101	101	93	94	94		95					92	101	I E							
F	I	109	109	109	109	110	110	110	110	111	111	104	105	106	107	108	108		108			102	112	I F							
H	I	114	115	115	120	121	121	121	121	122	122	112	112	113	113	113	113	114	114	114	114	112	122	I H							
J	I	127	127	128	128	128	129	129	130	130	131	131	123	123	124	124	125	125	126	126	126	127	122	132 I J							
L	I	138	138	138		139	139	139	140	140	140	133	134	134	135	135	135	136	136	137	137	133		I L							
P	I		145	145	145	146	146		146	147	147	141		142		142	143	143	144			147		I P							
U	I	154	155	155	155	156	156	156	157	157	157	158	148	149	150	150	151	152	152	153	154	148	158	I U							
Y	I	163	164	164	164	164	164.1	164.1	164.1	164.1	164.1	159	160	160	161	161	162	162	162	162	163	159	164.2	I Y							
0	I	1	1	2	4	4	5	5	6	6	7											1		I 0							
1	I	11	11	12	12	12	13	13	14	15	15	16	7	8	8	8	9	9	9	10	10	7	16	I 1							
2	I	18	19	19	19	20					20	16	17	17		17		18	18	18	16			I 2							
3	I	24	25	25	25	26	27		28	29	29	21	21	21	22	22		24	24		20			I 3							
4	I	35	35		35	36	36	36	36	37	37	31	32	32	32	33	33	33	34	34	30			I 4							
5	I	41	42		43	44		44	45	45	47	48	38	38	38	39	39	40	41			38	50	I 5							
6	I	55	56	56	57	57	57	58	58		58	59	51	51	52	52	53	53	53	54	54	50	59	59 I 6							
7	I	62	63	63	63	63	64		64	64		65	60	60	60	61	61	61	61	62	62	60		65 I 7							
8	I	68	68	68		69	69	69	69	70	70		65		66	66	66	67		67	67	65		70 I 8							
9	I	74		74	75	75	75	76	77	78	78	78	71	71	71	72	72	73	73	73	74	71	79	79 I 9							
'	I		193	193				193	193			188			188	189	190	190				180	194	I '							
-	I	175	175	176	176	177	177	177	178	178		179	171	172	172	173	173	174	174	174	175	171	179	I -							

A halt of 3Y is displayed in the message display unit and the error code logged is UI3YIS.

The halt is located in the halt list in the following manner:

- ① The 3 is located on the matrix by looking at the left column of possible characters.
- ② The Y is located on the matrix by looking at the top row of possible characters.
- ③ The sheet number is located on the matrix by following the numbers directly across from the 3 until directly under the Y. The sheet number where the halt is located is 29.

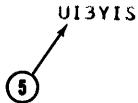
Figure 3. Locating a Halt (Part 1 of 2)



4



6



5

REASON- REQUESTED SECONDARY INITIALIZATION OF A DISK THAT REQUIRES PRIMARY INITIALIZATION. THE HALT OCCURRED BECAUSE-

1. PACK HAS NEVER BEEN INITIALIZED.
2. PERMANENT DISK ERROR OCCURRED WHICH REQUIRES THAT A PRIMARY INITIALIZATION BE DONE.
3. A SECONDARY INITIALIZATION HAS ALREADY BEEN DONE.

PROBABLE USER ERROR.

RECOVERY- 0-- CONTINUE TO NEXT REQUEST.

3. IMMEDIATE CANCEL. THE PACK REQUIRES PRIMARY INITIALIZATION.



13

REASON- ERROR IN VOL STATEMENT.

PROBABLE USER ERROR.

UI3 CX

CONTINUATION IS INDICATED ON THE CONTROL STATEMENT BUT A CONTINUATION IS NOT VALID.

UI3 DK

DUPLICATE KEYWORD.

UI3 I1

NO PARAMETER FOR ID KEYWORD.

UI3 I2

INVALID PARAMETER FOR ID KEYWORD. ID MUST BE TEN CHARACTERS OR LESS.

UI3 IK

KEYWORD NOT PACK OR ID.

UI3 NP

NO KEYWORDS OR PARAMETERS IN STATEMENT.

UI3 P1

PACK KEYWORD MISSING, OR PARAMETER MISSING FOR PACK KEYWORD.

UI3 P2

INVALID PARAMETER FOR PACK KEYWORD. PACK NAME MUST BE SIX CHARACTERS OR LESS.

UI3 SE

FORMAT OR PUNCTUATION ERROR.

UI3 V3

TOO MANY VOL STATEMENTS. ONLY THREE ARE ALLOWED.

UI3 VS

VOL STATEMENT INVALID FOR SECONDARY INITIALIZATION.

- 4 Turning to sheet 29, the 3Y halt is found.
- 5 The error code logged for halt 3Y is UI3YIS.
- 6 Select the option to be taken and perform any action indicated under the recovery.
- 7 Set rightmost address/data switch to option selected.
- 8 Press consol START, or appropriate HALT/RESET key if you have DPF.

Figure 3. Locating a Halt (Part 2 of 2)

Unrecognizable Displays

If an unrecognizable display is shown at a halt, press the LAMP TEST key on the console display unit. Two eights (88) should appear in the message display unit. If the lamp test shows that the display unit is working properly, see *Using the Console Log Sheet* in the *IBM System/3 Disk System Operator's Guide*, GC21-7508. If the lamp test shows that part of the message display unit is not working, take that into account when reading the halt. Also, make a note of the malfunction in your console log sheet so the unit can be repaired when the machine is serviced.

If you have DPF, each message display unit on the DPF panel should display two eights when the LAMP TEST key is pressed.

Halts Encountered During OCL Processing

Two possibilities exist during the processing of OCL statements, depending on whether the log device is on or off.

- If log is on, no halts will occur for errors found on OCL statements. However, error codes will be logged for each OCL statement error encountered. When the processing of the OCL statements for the job is complete and errors have been found, an AP halt will be displayed in the message display unit (CRMN is logged). This halt indicates that OCL statement errors were found, and the job cannot be run. At this point, you must select one of the two AP halt options. Select option 0 if there are no data cards for this job. In other words, if the next statement in the input device is an OCL statement for the next job, select this option. Select option 3 if there are data cards present for the job.
- If log is off, a halt will occur for each OCL statement error as it is found. You must then select the appropriate option for the error. If option 2 is selected, the remaining OCL statements are read and checked for errors, but the job is not executed. If option 3 is selected, the remaining OCL statements are read but not checked for errors, and the job is not executed. The general OCL error halt, AP, will not occur when log is off.

Halts Encountered During RPG II Object Program Execution

During the execution of an RPG II object program, the 1 option is invalid if either of the following conditions exist:

- A 2 option has already been taken for another halt in this job.
- The RPG II object program being executed is in end of job processing.

If the 2 option is selected following either of these two conditions, LR calculations and LR output will not be performed, and the tables will not be dumped. The files will be closed after the 2 option is selected.

General Results When the 2 or 3 Option for a Halt is Selected

For most halts where option 2 or 3 is selected, the job is cancelled with no further action being taken. Exceptions are noted in the halt list. The reason for the halt indicates the corrective action the programmer must take before the job can be resubmitted. In some cases, it may be necessary to contact a service representative to correct the problem.

For halts that involve OCL statement errors, or that affect disk file processing, the system takes certain action depending on whether option 2 or 3 is selected.

General Results When Option 2 is Selected

The following occurs when an OCL statement is in error and option 2 is selected. The system reads and checks the remaining OCL statements for errors. When the RUN statement is read, EJ is displayed in the message display unit. Any data statements, or OCL statements preceding a /&, LOAD, or CALL statement following the RUN statement are read but not processed. The system will stop reading cards and be ready to process the next job when:

- A /&, LOAD, or CALL statement is read. Any of these statements indicate the beginning of the next job.
- There are no more cards to be read. I/O ATTENTION will occur. Ready the necessary devices for the next job.

When a halt occurs during the execution of a job and option 2 was selected, the disk files will reflect all activity up to the point when the halt occurred and the 2 option was selected.

General Results When Option 3 is Selected

In general, the following occurs when an OCL statement is in error, and the 3 option is selected. Halt EJ is displayed in the message display unit. The OCL and data statements for the job just cancelled are read, but the system does not check for errors. Any nested procedures that are being executed are cancelled. The system stops reading cards when a /&, // LOAD, or // CALL statement is found. Any of these statements indicates the beginning of a new job.

When a halt occurs during the execution of a job and option 3 was selected, the status of the disk files depends on the operation being performed. The possible disposition of the disk files depending on the function being performed are:

- New files being created will not be retained.
- Old files being deleted will be retained.
- Old files being added to will not reflect the additions.
- Old files being updated will reflect the updates to the point at which the halt occurred.

Stand-alone Halts

Stand-alone halts are halts that have no options (0, 1, 2, or 3) and no logged error codes. These halts do not occur very often. When they do, however, a serious error condition exists, and the job cannot be completed or cancelled.

The following is a recommended practice when stand-alone halts occur:

1. Perform any action indicated under the recovery.
2. Take a core storage dump. See *IBM System/3 Disk System Operator's Guide*, GC21-7508 for procedures on how to take a core storage dump.
3. IPL the system. You can now attempt to run other jobs. If the stand-alone halt continues to occur, contact your IBM representative.

Halts JL and JP are exceptions to these procedures. Specific instructions are provided in the halt list for recovering from these halts.

Informational Error Codes

The system prints out informational error codes to inform you of action taken when certain errors or invalid conditions are encountered. These informational error codes do not have related halts. Figure 4 identifies the informational error codes and the reason they were logged.

Informational Error Code	Reason logged
CRIC	Invalid comment following //. A comment following // cannot be more than eight characters.
CRMB	// NOHALT statement was found in OCL for this job in program 2 (DPF).
CRMD	// HALT statement was found in OCL for this job in program 2 (DPF).
CRMN	Errors were found in OCL for this job. Logged when halt AP occurs.
CRNH	// NOHALT statement is ignored because errors were found in previous OCL statements for this job.

Figure 4. Information error codes.

Halt List

HALT LOG OPTIONS REASON AND RECOVERY SHEET 1



REASON- A HALT PREVIOUSLY OCCURRED AND THE RIGHTMOST ADDRESS/DATA SWITCH WAS SET TO A VALUE WHICH DID NOT SELECT A VALID RECOVERY ACTION.

PROBABLE USER ERROR.

RECOVERY----- CONTINUE. PRESS CONSOLE START, APPROPRIATE HALT/RESET KEY IF YOU HAVE DPF. THE ORIGINAL HALT WILL BE DISPLAYED, THEN A VALID OPTION MAY BE SELECTED. SEE THE INTRODUCTORY INFORMATION AT THE BEGINNING OF THIS MANUAL FOR RECOVERY OPTIONS THAT MAY NOT BE VALID FOR THE HALT.



REASON- A DISK OPERATION WAS CALLED FOR BUT THE REFERENCED UNIT IS NOT READY. NORMALLY I/O ATTENTION WILL OCCUR, BUT IF THE READY CONDITION IS LOST THIS HALT CAN OCCUR.

RECOVERY----- PRESS CONSOLE START, HALT/RESET IF YOU HAVE DPF, AFTER THE READY LIGHT TURNS ON.



REASON- EQUIPMENT CHECK.
THE DISK HARDWARE HAS DETECTED A CONDITION THAT COULD CAUSE TRANSFER OF INVALID DATA IF THE OPERATION IS ALLOWED TO CONTINUE.

RECOVERY----- READ ARR AND CONTINUE.

TO READ ARR-

1. PRESS CONSOLE STOP.
- NOTE- IF YOU HAVE DPF, DISABLE THE PROGRAM LEVEL IN WHICH THE HALT DID NOT OCCUR BY SETTING THE APPROPRIATE P1 OR P2 SWITCH LOCATED ON THE CE PANEL TO OFF. THE PROCESS LIGHT FOR THE LEVEL IN WHICH THE HALT OCCURRED MUST BE ON BEFORE READING ARR.
2. SET LSR DISPLAY SELECTOR ON CE PANEL TO ARR.
 3. SET REGISTER DISPLAY UNIT TO LSR HI LSR LO.
 4. RECORD THE ARR THAT CONTAINS THE DISK ATTACHMENT STATUS INFORMATION.

AND TO CONTINUE-

5. SET LSR DISPLAY SELECTOR TO NORMAL.
6. FOR A DPF SYSTEM, SET P1 OR P2 SWITCH BACK TO ON, THEN PRESS CONSOLE START.
7. PRESS CONSOLE START OR APPROPRIATE HALT/RESET KEY IF YOU HAVE DPF.

NOTE- IF THE HALT RECURS IMMEDIATELY, READ THE ARR AND THEN TAKE A CORE STORAGE DUMP. FOR INFORMATION ON HOW TO TAKE A CORE STORAGE DUMP, SEE IBM SYSTEM/3 DISK SYSTEM OPERATOR'S GUIDE, GC21-7508. SAVE THE DUMP AND CONTACT IBM FOR HARDWARE SUPPORT.

NOTE- THE ARR CONTAINS THE DISK ATTACHMENT STATUS INFORMATION, BYTES 2 AND 3.



REASON- A PERMANENT DISK ERROR OCCURRED WHILE ATTEMPTING TO READ OR WRITE THE SYSTEM VOLUME LABEL AND DIRECTORY DURING AN ERROR LOGGING OPERATION. THIS CAN BE CAUSED BY ONE OF THE FOLLOWING-

1. DISK HAS NOT BEEN INITIALIZED PROPERLY.
2. PERMANENT HARDWARE ERROR ON THE DISK DRIVE.
3. PERMANENT DISK PACK FAILURE.

RECOVERY----- IF THE DISK IS NOT INITIALIZED, RUN THE DISK INITIALIZATION PROGRAM.

IF THE PACK IS INITIALIZED, RECORD THE CONTENTS OF XR2 AND ARR. THIS IS SENSE INFORMATION WHICH MAY BE USEFUL IF THE CONDITION PERSISTS AND THE SYSTEM REQUIRES SERVICE.

TO READ XR2-

1. PRESS CONSOLE STOP.
NOTE- IF YOU HAVE DPF, DISABLE THE PROGRAM LEVEL IN WHICH THE HALT DID NOT OCCUR BY SETTING THE APPROPRIATE P1 OR P2 SWITCH LOCATED ON THE CE PANEL TO OFF. THE PROCESS LIGHT FOR THE LEVEL IN WHICH THE HALT OCCURRED MUST BE ON BEFORE READING XR2.
2. SET LSR DISPLAY SELECTOR ON CE PANEL TO XR2.
3. SET REGISTER DISPLAY UNIT TO LSR HI LSR LO.
4. RECORD STATUS.

NOTE- XR2 CONTAINS THE DISK ATTACHMENT STATUS INFORMATION, BYTES 1 AND 2.

HALT

LOG

OPTIONS

REASON AND RECOVERY

SHEET 3

TO READ ARR-

1. SET LSR DISPLAY SELECTOR ON CE PANEL TO ARR.
2. RECORD STATUS.
3. SET LSR DISPLAY SELECTOR TO NORMAL.
4. FOR A DPF SYSTEM, SET P1 OR P2 SWITCH BACK TO ON.

NOTE- THE ARR CONTAINS THE CYLINDER/SECTOR OF WHERE THE DISK ERROR OCCURRED.


AFTER READING XR2 AND ARR, PRESS CONSOLE START, OR APPROPRIATE HALT/RESET KEY TO DISPLAY SECONDARY HALT. THE LEFT CHARACTER OF THE DISPLAY INDICATES THE UNIT ON WHICH THE ERROR OCCURRED. THE RIGHT CHARACTER OF THE DISPLAY IS A 3. THE POSSIBLE LEFT CHARACTERS OF THE DISPLAY AND THE UNIT THEY REPRESENT ARE-




MEANING THE DISK ERROR OCCURRED ON R1.



MEANING THE DISK ERROR OCCURRED ON F1.



MEANING THE DISK ERROR OCCURRED ON R2.



MEANING THE DISK ERROR OCCURRED ON F2.

RECORD THE UNIT ON WHICH THE DISK ERROR OCCURRED.

AFTER READING XR2 AND ARR, TAKE A CORE STORAGE DUMP.
FOR INFORMATION ON HOW TO TAKE A CORE STORAGE DUMP, SEE IBM SYSTEM/3 DISK SYSTEM OPERATOR'S GUIDE, GC21-7508. SAVE THE DUMP AND CONTACT IBM FOR HARDWARE SUPPORT.



23 REASON- A DISK OPERATION WAS CALLED FOR BUT THE CYLINDER NUMBER WAS INVALID. IF LOG IS ON, THE LAST TWO CHARACTERS OF THE PRINTED MESSAGE DESIGNATE THE UNIT NUMBER.

IDOFXX

RECOVERY- 2-- CONTROLLED CANCEL.

3-- IMMEDIATE CANCEL.

NOTE-- IF YOU ARE USING IBM-SUPPLIED PROGRAMS A PROGRAM TROUBLE IS INDICATED. YOU CAN TRY RUNNING OTHER JOBS OR RERUNNING THE SAME JOB. IF THE SAME HALT OCCURS CONTACT IBM FOR PROGRAMMING SUPPORT.



23 REASON- A DISK OPERATION WAS CALLED FOR BUT THE SECTOR NUMBER WAS INVALID. IF LOG IS ON, THE LAST TWO CHARACTERS OF THE PRINTED MESSAGE DESIGNATE THE UNIT NUMBER.

IDOHXX

RECOVERY- 2-- CONTROLLED CANCEL.

3-- IMMEDIATE CANCEL.

NOTE-- IF YOU ARE USING IBM-SUPPLIED PROGRAMS A PROGRAM TROUBLE IS INDICATED. YOU CAN TRY RUNNING OTHER JOBS OR RERUNNING THE SAME JOB. IF THE SAME HALT OCCURS CONTACT IBM FOR PROGRAMMING SUPPORT.



23

REASON- A DISK OPERATION WAS CALLED FOR BUT THE ADDRESS MARK IS MISSING FROM THE DISK. THE DISK MAY NOT BE PROPERLY INITIALIZED, OR AN ATTEMPT IS BEING MADE TO WRITE PAST THE END OF THE DISK. IF LOG IS ON, THE LAST TWO CHARACTERS OF THE PRINTED MESSAGE DESIGNATE THE UNIT NUMBER.

ID0JXX

RECOVERY- 2-- CONTROLLED CANCEL.

3-- IMMEDIATE CANCEL.

NOTE-- IF YOU ARE USING IBM-SUPPLIED PROGRAMS A PROGRAM TROUBLE IS INDICATED. YOU CAN TRY RUNNING OTHER JOBS OR RERUNNING THE SAME JOB. IF THE SAME HALT OCCURS CONTACT IBM FOR PROGRAMMING SUPPORT.

NOTE- IT MAY BE NECESSARY TO ASSIGN AN ALTERNATE TRACK TO THE TRACK ON WHICH THE PROBLEM OCCURRED.

WARNING- IF THIS HALT OCCURS DURING A LIBRARY MAINTENANCE RUN, THE 2 OPTION SHOULD BE TAKEN. THE SYSTEM WILL THEN PROCEED TO HALT 69-SEE HALT 69 FOR EXPOSURES IF THE 3 OPTION IS TAKEN.



23

REASON- DISK READ DATA CHECK. AN ATTEMPT HAS BEEN MADE TO READ FROM DISK AND INVALID CHARACTERS WERE ENCOUNTERED. IF LOG IS ON, THE LAST TWO CHARACTERS OF THE PRINTED MESSAGE DESIGNATE THE UNIT NUMBER.

ID0LXX

RECOVERY- 2-- CONTROLLED CANCEL.

3-- IMMEDIATE CANCEL.

NOTE- IT MAY BE NECESSARY TO ASSIGN AN ALTERNATE TRACK TO THE TRACK ON WHICH THE PROBLEM OCCURRED.

WARNING- IF THIS HALT OCCURS DURING A LIBRARY MAINTENANCE RUN, THE 2 OPTION SHOULD BE TAKEN. THE SYSTEM WILL THEN PROCEED TO HALT 69-SEE HALT 69 FOR EXPOSURES IF THE 3 OPTION IS TAKEN.



23

REASON- DISK WRITE DATA CHECK. AN ATTEMPT HAS BEEN MADE TO WRITE ON DISK, BUT VALID DATA CANNOT BE PUT ONTO DISK AT THE SPECIFIED LOCATION. IF LOG IS ON, THE LAST TWO CHARACTERS OF THE PRINTED MESSAGE DESIGNATE THE UNIT NUMBER.

IDOPXX

RECOVERY- 2-- CONTROLLED CANCEL. A PERMANENT ERROR IS INDICATED TO THE CURRENT PROGRAM.

3-- IMMEDIATE CANCEL.

NOTE- IT MAY BE NECESSARY TO ASSIGN AN ALTERNATE TRACK TO THE TRACK ON WHICH THE PROBLEM OCCURRED.

WARNING- IF THIS HALT OCCURS DURING A LIBRARY MAINTENANCE RUN, THE 2 OPTION SHOULD BE TAKEN. THE SYSTEM WILL THEN PROCEED TO HALT 69-SEE HALT 69 FOR EXPOSURES IF THE 3 OPTION IS TAKEN.



23

REASON- DISK HARDWARE MALFUNCTION. A CYCLE STEAL OVER-RUN CONDITION HAS OCCURRED. IF LOG IS ON, THE LAST TWO CHARACTERS OF THE PRINTED MESSAGE DESIGNATE THE UNIT NUMBER.

IDOUXX

RECOVERY- 2-- CONTROLLED CANCEL.

3-- IMMEDIATE CANCEL.

NOTE- IT MAY BE NECESSARY TO ASSIGN AN ALTERNATE TRACK TO THE TRACK ON WHICH THE PROBLEM OCCURRED.

WARNING- IF THIS HALT OCCURS DURING A LIBRARY MAINTENANCE RUN, THE 2 OPTION SHOULD BE TAKEN. THE SYSTEM WILL THEN PROCEED TO HALT 69-SEE HALT 69 FOR EXPOSURES IF THE 3 OPTION IS TAKEN.



23

REASON- THE SECTOR ID FIELD IS UNREADABLE. A DISK OPERATION WAS CALLED FOR BUT A DATA CHECK OCCURRED WHILE READING THE SECTOR ADDRESS. IF LOG IS ON, THE LAST TWO CHARACTERS OF THE PRINTED MESSAGE DESIGNATE THE UNIT NUMBER.

NOTE- IT MAY BE NECESSARY TO ASSIGN AN ALTERNATE TRACK TO THE TRACK ON WHICH THE PROBLEM OCCURRED,

ID0 XX

RECOVERY- 2-- CONTROLLED CANCEL.

3-- IMMEDIATE CANCEL.

WARNING- IF THIS HALT OCCURS DURING A LIBRARY MAINTENANCE RUN, THE 2 OPTION SHOULD BE TAKEN. THE SYSTEM WILL THEN PROCEED TO HALT 69-SEE HALT 69 FOR EXPOSURES IF THE 3 OPTION IS TAKEN.



3

REASON- NO INPUT FILE ALLOCATED. RPG OBJECT PROGRAM. PROBABLE USER ERROR.

R 10

RECOVERY- 3-- IMMEDIATE CANCEL.

CHECK SWITCH CARD AND RESUBMIT JOB.



023

REASON- RPG OBJECT PROGRAM CALLED FOR SQUARE ROOT OF A NEGATIVE FIELD.

PROBABLE USER ERROR.

R 11

RECOVERY- 0-- SET RESULT FIELD TO ZERO AND CONTINUE.

2-- CONTROLLED CANCEL. DUMP TABLES AND EXECUTE LR CALCS AND LR OUTPUT IF AVAILABLE.

3-- IMMEDIATE CANCEL.



R 12

023 REASON- DIVIDE OVERFLOW IN RPG OBJECT PROGRAM.
RESULT FIELD CANNOT CONTAIN RESULT OF DIVIDE
OPERATION.
PROBABLE USER ERROR.

RECOVERY- 0-- SET RESULT AND REMAINDER FIELDS TO ZERO
AND CONTINUE.
2-- CONTROLLED CANCEL. DUMP TABLES AND EXECUTE
LR CALCS AND LR OUTPUT IF AVAILABLE.
3-- IMMEDIATE CANCEL.



R 13

023 REASON- DIVIDE BY ZERO IN RPG OBJECT PROGRAM.
PROBABLE USER ERROR.

RECOVERY- 0-- SET RESULT AND REMAINDER TO ZERO
AND CONTINUE.
2-- CONTROLLED CANCEL. DUMP TABLES AND EXECUTE
LR CALCS AND LR OUTPUT IF AVAILABLE.
3-- IMMEDIATE CANCEL.



R 14

023 REASON- VARIABLE INDEX FOR AN ARRAY IS EITHER ZERO,
NEGATIVE, OR GREATER THAN NUMBER OF ELEMENTS
IN THE ARRAY.
PROBABLE USER ERROR.

RECOVERY- 0-- SET INDEX TO ONE AND CONTINUE.
2-- CONTROLLED CANCEL. DUMP TABLES AND EXECUTE
LR CALCS AND LR OUTPUT IF AVAILABLE.
3-- IMMEDIATE CANCEL.

15

R 15

023 REASON- A SEQUENCED TABLE IS OUT OF SEQUENCE.
PROBABLE USER ERROR.

RECOVERY- 0-- CONTINUE WITH ELEMENT OUT OF SEQUENCE.
2-- CONTROLLED CANCEL. DUMP TABLES AND EXECUTE
LR CALCS AND LR OUTPUT IF AVAILABLE.
3-- IMMEDIATE CANCEL.

16

R 16

023 REASON- OBJECT TABLES EXPECTED.
END OF FILE /* READ.
PROBABLE USER ERROR.

RECOVERY- 0-- CONTINUE WITHOUT LOADING MISSING TABLES.
2-- CONTROLLED CANCEL. DUMP TABLES AND EXECUTE
LR CALCS AND LR OUTPUT IF AVAILABLE.
3-- IMMEDIATE CANCEL.

17

R 17

023 REASON- OBJECT TABLE EXCEEDED SPECIFIED LENGTH.
PROBABLE USER ERROR.

RECOVERY- 0-- CONTINUE. READ TO /*.
IGNORE SURPLUS ENTRIES.
2-- CONTROLLED CANCEL. DUMP TABLES AND EXECUTE
LR CALCS AND LR OUTPUT IF AVAILABLE.
3-- IMMEDIATE CANCEL.

HALT	LOG	OPTIONS	REASON AND RECOVERY	SHEET	10
18		3	REASON- COMPILE TIME TERMINAL ERRORS FOUND IN SOURCE PROGRAM. PROBABLE USER ERROR.		
	R 18		RECOVERY- 3-- IMMEDIATE CANCEL.		
19		03	REASON- THIS HALT OCCURS WHEN COMPILING AN RPG II JOB AND CAN OCCUR TWICE DURING THE SAME JOB. IF COLUMN 10 OF THE RPG II HEADER IS NON-BLANK, THE HALT WILL OCCUR IMMEDIATELY AFTER THE DIAGNOSTICS IF THERE WERE ANY WARNING ERRORS, AND A SECOND TIME IF THE OBJECT PROGRAM EXCEEDS CORE SIZE TO EXECUTE AS SPECIFIED IN COLUMNS 12-14 OF THE RPG II HEADER OR EXCEEDS SYSTEM SIZE IF NO CORE SIZE WAS SPECIFIED. THE SECOND HALT WILL OCCUR AFTER THE STORAGE MAP IS PRINTED. IF COLUMN 10 OF THE RPG II HEADER IS BLANK, THE HALT WILL OCCUR ONLY IF THE OBJECT PROGRAM EXCEEDS THE CORE SIZE TO EXECUTE. PROBABLE USER ERROR.		
	R 19		RECOVERY- 0-- CONTINUE. THE RPG II COMPILER WILL ASSIGN DEFAULT VALUES. IF THE HALT OCCURRED BECAUSE OF CORE SIZE, THE OBJECT PROGRAM WILL STILL BE PRODUCED. HOWEVER, THE PROGRAM WILL REQUIRE MORE CORE STORAGE TO EXECUTE THAN WAS INDICATED ON THE RPG II HEADER. 3-- IMMEDIATE CANCEL.		
1A		3	REASON- EXCEEDED SPECIFIED OBJECT CORE. SOURCE PROGRAM CANNOT BE COMPILED TO RUN IN THE MAXIMUM ALLOWABLE OBJECT CORE STORAGE. MAXIMUM IS 29K WHERE K IS 1024 BYTES. PROBABLE USER ERROR.		
	R 1A		RECOVERY- 3-- IMMEDIATE CANCEL. CHECK FILE DESCRIPTION SHEETS TO DETERMINE IF ANY I/O AREAS CAN BE REDUCED BY- 1. REDUCING BLOCKING FACTOR. 2. REMOVING DUAL I/O SPECIFICATIONS.		
1C		23	REASON- AN UNIDENTIFIABLE HALT REQUEST HAS BEEN ISSUED. ONE OF THE FOLLOWING MAY HAVE OCCURRED- 1-- SYSTEM PROGRAM ERROR. 2-- PROGRAMMING ERROR IN AN ASSEMBLER PROGRAM. IF THE CAUSE OF THE HALT CANNOT BE DETERMINED, OBTAIN A CORE STORAGE DUMP AND CONTACT IBM FOR PROGRAMMING SUPPORT. FOR INFORMATION ON HOW TO TAKE A CORE STORAGE DUMP, SEE IBM SYSTEM/3 DISK SYSTEM OPERATOR'S GUIDE, GC21-7508.		
	R 1C		RECOVERY- 2-- CONTROLLED CANCEL. DUMP TABLES AND EXECUTE LR CALCS AND LR OUTPUT IF AVAILABLE. 3-- IMMEDIATE CANCEL.		



3

REASON- RPG. THE HALT CAN OCCUR FOR ONE OF THE FOLLOWING REASONS-

1. RPG II COMPILER REQUIRES MORE CORE TO COMPILE THIS PROGRAM.
2. EXCEEDED SPECIFIED OBJECT CORE. THE SOURCE PROGRAM CANNOT BE COMPILED TO RUN IN THE MAXIMUM ALLOWABLE CORE STORAGE. THE MAXIMUM IS 29K WHERE K IS 1024 BYTES.

PROBABLE USER ERROR.

RECOVERY- 3-- IMMEDIATE CANCEL. CHECK FILE DESCRIPTION SHEETS TO DETERMINE IF ANY I/O AREAS CAN BE REDUCED BY-

1. REDUCING THE BLOCKING FACTOR.
2. REMOVING DUAL I/O SPECIFICATIONS.
3. INCREASING CORE SIZE TO EXECUTE.

NOTE- IF TOTAL CORE USAGE PRINTED FOLLOWING THE CORE MAP EXCEEDS CORE SIZE TO EXECUTE, THE HALT OCCURRED FOR REASON 2. IF THE TOTAL IS LESS THAN THE CORE SIZE TO EXECUTE, THE HALT OCCURRED FOR REASON 1.



23

REASON- RPG II. AN UNIDENTIFIABLE HALT REQUEST HAS BEEN ISSUED. ONE OF THE FOLLOWING MAY HAVE OCCURRED-

1. SYSTEM PROGRAM ERROR.
2. PROGRAMMING ERROR IN AN ASSEMBLER PROGRAM.

IF THE CAUSE OF THE HALT CANNOT BE DETERMINED, OBTAIN A CORE STORAGE DUMP AND CONTACT IBM FOR PROGRAMMING SUPPORT. FOR INFORMATION ON HOW TO TAKE A CORE STORAGE DUMP, SEE IBM SYSTEM/3 DISK SYSTEM OPERATOR'S GUIDE, GC21-7508.

RECOVERY- 2-- CONTROLLED CANCEL. DUMP TABLES AND EXECUT LR CALCS AND LR OUTPUT IF AVAILABLE.

3-- IMMEDIATE CANCEL.

HALT

LOG

OPTIONS

REASON AND RECOVERY

SHEET 12

IE

023 REASON- RPG II. DEMAND FILE IS AT END OF FILE.
RECOVERY- 0-- CONTINUE WITHOUT READING FROM THIS FILE.
2-- CONTROLLED CANCEL. DUMP TABLES AND EXECUTE LR CALCS AND LR OUTPUT IF AVAILABLE.
3-- IMMEDIATE CANCEL.

IF

23 REASON- RPG II. END OF FILE OR END OF EXTENT. THE HALT OCCURRED FOR ONE OF THE FOLLOWING REASONS-

1. ALLOCATED DISK SPACE FOR FILE IS TOO SMALL TO CONTAIN ADDITIONS TO FILE. REALLOCATE SPACE FOR THIS FILE.
2. ATTEMPTING TO ADD OR RETRIEVE A KEY HIGHER THAN THE HIGHEST KEY PHYSICALLY ON AN INDEXED MULTI-VOLUME FILE USING SEQUENTIAL ADD. HIKEY IS PROBABLY MISSING FROM VOLUME. HIKEY CAN BE LOADED USING RANDOM ADD.
3. END OF FILE HAS BEEN REACHED ON A MULTI-VOLUME INDEXED FILE USING SEQUENTIAL ADD.

PROBABLE USER ERROR.

RECOVERY- 2-- CONTROLLED CANCEL. DUMP TABLES AND EXECUTE LR CALCS AND LR OUTPUT IF AVAILABLE. THIS OPTION SHOULD NOT BE TAKEN IF THE HALT OCCURRS DURING AN RPG II COMPILATION.
3-- IMMEDIATE CANCEL.

IH

023 REASON- RPG II. DUPLICATE KEYS FOUND DURING A LOAD OR ADD TO AN INDEXED ORDERED FILE. PACKED KEYS MAY HAVE BEEN SPECIFIED WITHOUT PACKING THE OUTPUT KEY FIELD.
PROBABLE USER ERROR.
RECOVERY- 0-- CONTINUE WITHOUT ADDING THIS RECORD.
2-- CONTROLLED CANCEL. DUMP TABLES AND EXECUTE LR CALCS AND LR OUTPUT IF AVAILABLE.
3-- IMMEDIATE CANCEL.

HALT

LOG

OPTIONS

REASON AND RECOVERY

SHEET 13



123

REASON- HALT OCCURRED FOR ONE OF THE FOLLOWING REASONS-
A. NO RECORD FOUND FOR DIRECT, INDEXED RANDOM
FILES, OR FOR A FILE PROCESSED BY ADDRROUT.

IF INDEXED-

1. KEY TOO HIGH.
2. KEY TOO LOW OR NEGATIVE.
3. KEY IS WITHIN EXTENT BUT RECORD CANNOT BE FOUND.

IF DIRECT-

1. RELATIVE RECORD NUMBER IS NEGATIVE OR ZERO.
2. RELATIVE RECORD NUMBER EXCEEDS NUMBER OF RECORDS ALLOWED IN THE FILE.

IF ADDRROUT-

1. USING A SORT OUTPUT FILE FROM A DIFFERENT FILE.

B. TRYING TO UPDATE A RECORD THAT WAS NOT FOUND.

PROBABLE USER ERROR.

R 1U

RECOVERY- 1-- BYPASS TO BEGINNING OF RPG CYCLE AND READ AGAIN FROM THIS FILE. FOR CHAIN FILES, THE PROGRAM LOGIC MAY NOT BE SET UP TO READ FROM THE SAME FILE.

2-- CONTROLLED CANCEL. DUMP TABLES AND EXECUTE LR CALCS AND LR OUTPUT IF AVAILABLE.

3-- IMMEDIATE CANCEL.



03

REASON- RPG OBJECT PROGRAM IS READY TO PUNCH TABLES.

R 1

RECOVERY- 0-- PLACE BLANK CARDS IN HOPPER AND CONTINUE.

3-- IMMEDIATE CANCEL.



3 REASON- PROGRAMS THAT ARE TO BE CATALOGED AFTER
COMPILATION MUST BE IDENTIFIED IN COLUMNS 75-80
OF CONTROL CARD. C IN COLUMN 10 OF CONTROL
CARD INDICATES PROGRAM IS TO BE CATALOGED.

PROBABLE USER ERROR.

R 1'

RECOVERY- 3-- IMMEDIATE CANCEL. NAME PROGRAM AND
RECOMPILE.



3 REASON- DISK SORT. THE FIRST STATEMENT READ WAS NOT A
HEADER STATEMENT.

PROBABLE USER ERROR.

RECOVERY- 3-- IMMEDIATE CANCEL. THE FIRST CARD READ
BY DISK SORT MUST BE A HEADER CARD
CONTAINING AN H IN COLUMN 6. CHECK TO
SEE THAT THE STATEMENT IS CORRECT
AND RESUBMIT THE JOB.



02 REASON- DISK SORT. DURING THE GENERATION PHASE OF THIS
JOB, NO SEVERE OR TERMINAL ERRORS WERE FOUND.
HOWEVER, A NUMBER OF WARNING ERRORS WERE FOUND.
THE OPERATOR MUST DECIDE WHETHER TO CONTINUE OR
CANCEL THE JOB.

PROBABLE USER ERROR.

RECOVERY- 0-- CONTINUE JOB. THE WARNING MESSAGES HAVE
BEEN PRINTED IF LOG IS ON AND THE
PRINT OPTION IN THE HEADER STATEMENT IS 0.
IF THE WARNINGS WERE EXPECTED AND
TOLERABLE, SELECT THIS OPTION.

IT IS BEST TO ELIMINATE ALL ERROR
CONDITIONS. IF NOT, WARNING MESSAGES
SHOULD BE PRINTED BY SETTING THE PRINT
OPTION ON HEADER STATEMENT TO 0. THE
OPERATOR SHOULD KNOW WHAT MESSAGES TO
EXPECT OR, AT LEAST, THE TOTAL NUMBER
OF ERRORS TO EXPECT.

2-- CONTROLLED CANCEL.

HALT

LOG

OPTIONS

REASON AND RECOVERY

SHEET 15



123 REASON- RPG II. HALT OCCURRED FOR ONE OF THE FOLLOWING REASONS-

A. NO RECORD FOUND FOR DIRECT, INDEXED RANDOM FILES, OR FOR A FILE PROCESSED BY ADDRROUT.

IF INDEXED-

1. KEY TOO HIGH.
2. KEY TOO LOW OR NEGATIVE.
3. KEY IS WITHIN EXTENT BUT RECORD CANNOT BE FOUND.

IF DIRECT-

1. RELATIVE RECORD NUMBER IS NEGATIVE OR ZERO.
2. RELATIVE RECORD NUMBER EXCEEDS NUMBER OF RECORDS ALLOWED IN THE FILE.

IF ADDRROUT-

1. USING A SORT OUTPUT FILE FROM A DIFFERENT FILE.

B. TRYING TO UPDATE A RECORD THAT WAS NOT FOUND.

PROBABLE USER ERROR.

RECOVERY- 1-- BYPASS TO BEGINNING OF RPG CYCLE AND READ AGAIN FROM THIS FILE. FOR CHAIN FILES, THE PROGRAM LOGIC MAY NOT BE SET UP TO READ FROM THE SAME FILE.

2-- CONTROLLED CANCEL. DUMP TABLES AND EXECUTE LR CALCS AND LR OUTPUT IF AVAILABLE.

3-- IMMEDIATE CANCEL.



123 REASON- RPG II. IN MODIFYING NUMERIC DATA VIA THE DSPLY OPERAND, AN ERROR OCCURRED FOR ONE OF THE FOLLOWING REASONS-

1. IF ONLY ONE CHARACTER OF THE NUMERIC FIELD WAS ENTERED, THE CHARACTER WAS NOT A DIGIT FROM 0 TO 9.
2. IF MORE THAN ONE CHARACTER BUT NOT ALL OF THE CHARACTERS OF THE NUMERIC FIELD WERE MODIFIED, THE LAST CHARACTER ENTERED WAS NOT A BLANK, -(MINUS SIGN), OR DIGIT FROM 0 TO 9.
3. IF THE ENTIRE NUMERIC FIELD WAS MODIFIED, THE LAST CHARACTER ENTERED WAS NOT A BLANK OR -(MINUS SIGN).

RECOVERY- 1-- RETRY. RE-ENTER THE MODIFICATION.

2-- CONTROLLED CANCEL.

3-- IMMEDIATE CANCEL.

03 REASON- RPG OBJECT PROGRAM IS READY TO PUNCH TABLES.
RECOVERY- 0-- CLEAR CARD DEVICE WITH A NON-PROCESS RUN-
OUT. PLACE BLANK CARDS IN HOPPER
AND CONTINUE.
3-- IMMEDIATE CANCEL.

3 REASON- RPG II. PROGRAMS THAT ARE TO BE CATALOGED AFTER
COMPILATION MUST BE IDENTIFIED IN COLUMNS 75-80
OF CONTROL CARD. C IN COLUMN 10 OF CONTROL
CARD INDICATES PROGRAM IS TO BE CATALOGED.
PROBABLE USER ERROR.
RECOVERY- 3-- IMMEDIATE CANCEL. NAME PROGRAM AND
RECOMPILE.

13 REASON- DISK SORT. THE FIRST STATEMENT READ WAS NOT A
HEADER OR SOURCE STATEMENT
PROBABLE USER ERROR.
RECOVERY- 1--RETRY AFTER CORRECTING THE HEADER OR SOURCE
STATEMENT.
3--IMMEDIATE CANCEL. THE FIRST STATEMENT READ
BY DISK SORT MUST BE A HEADER STATEMENT,
CONTAINING AN H IN COLUMN 6, OR A SOURCE
STATEMENT OF THE FORM //SOURCE NAME,UNIT.
CHECK TO SEE THAT THE STATEMENT IS CORRECT
AND RESUBMIT THE JOB.

013 REASON- THE SOURCE MEMBER NAME ON THE SOURCE STATEMENT
CANNOT BE FOUND ON THE SPECIFIED PACK.
PROBABLE USER ERROR.
RECOVERY- 0-- SELECT THIS OPTION IF THE UNIT SPECIFIED
IS R1 OR R2 AND THE WRONG PACK IS MOUNTED.
MOUNT THE CORRECT PACK AND CONTINUE.
1-- SELECT THIS OPTION IF THE SOURCE STATEMENT
IS INCORRECT AND A CORRECT SOURCE
STATEMENT CAN BE OBTAINED. PLACE CORRECT
SOURCE STATEMENT IN FRONT OF CARDS IN
HOPPER.
3-- IMMEDIATE CANCEL.

2F

23

REASON- DISK SORT. OUTPUT FILE TOO SMALL. THE SPACE ASSIGNED TO THE OUTPUT FILE BY THE // FILE NAME-OUTPUT STATEMENT IS TOO SMALL TO CONTAIN THE SORTED OUTPUT FILE.

PROBABLE USER ERROR.

RECOVERY- 2-- CONTROLLED CANCEL.

3-- IMMEDIATE CANCEL.

NOTE- THE NUMBER OF INPUT RECORDS INCLUDED TO BE SORTED WAS PRINTED IN MESSAGE SD603. USING THIS NUMBER, RECOMPUTE THE DISK SPACE REQUIRED FOR YOUR OUTPUT FILE. RERUN JOB.

2H

3

REASON- A DISK SORT PROGRAM ERROR HAS BEEN ENCOUNTERED.

RECOVERY- 3-- IMMEDIATE CANCEL.

NOTE- IF POSSIBLE, TAKE A CORE STORAGE DUMP RATHER THAN SELECTING OPTION 3. FOR INFORMATION ON HOW TO TAKE A CORE STORAGE DUMP SEE IBM SYSTEM/3 DISK SYSTEM OPERATORS GUIDE, GC21-7508. CONTACT IBM FOR PROGRAMMING SUPPORT.

2Y

3

REASON- THIS HALT OCCURRED FOR ONE OF THE FOLLOWING REASONS-

1. A BASIC ASSEMBLER PROGRAM CODED AT YOUR INSTALLATION IS BEING RUN AND IT IS ATTEMPTING TO REFERENCE A FILE THAT HAS AN INCORRECT DEVICE SPECIFICATION OR,
2. A SYSTEM ERROR HAS OCCURRED BECAUSE AN ATTEMPT IS BEING MADE TO REFERENCE A FILE THAT HAS AN INCORRECT DEVICE SPECIFICATION.

DC2Y

RECOVERY- 3-- IMMEDIATE CANCEL.

NOTE- IF A BASIC ASSEMBLER PROGRAM IS BEING RUN, INFORM THE PROGRAMMER THAT THIS HALT OCCURRED AND THAT HIS PROGRAM MAY BE IN ERROR. IF A BASIC ASSEMBLER PROGRAM IS NOT BEING RUN OR THERE IS NOTHING WRONG WITH THE BASIC ASSEMBLER PROGRAM, CONTACT IBM FOR PROGRAMMING SUPPORT.

HALT

LOG

OPTIONS

REASON AND RECOVERY

SHEET 18

30

UC30AF

UC30BD

UC30SP

3

REASON- SPACE NOT AVAILABLE ON DISK. DISK COPY DUMP.
PROBABLE USER ERROR.

ACTIVE FILES OR SYSTEM EXISTS ON OUTPUT DISK.

THE VOLUME LABEL CANNOT BE READ. THE PACK MUST BE
INITIALIZED.

SPACE NOT AVAILABLE ON F1 DISK. DELETE UNNECESSARY
FILES.

RECOVERY- 3-- IMMEDIATE CANCEL.
DELETE UNNECESSARY FILES.

31

03

REASON- ACTIVE FILES OR YOUR SYSTEM EXISTS ON THE DISK
TO BE INITIALIZED.

PROBABLE USER ERROR.

RECOVERY- 0-- PROCEED TO NEXT UNIT TO BE INITIALIZED.

3-- IMMEDIATE CANCEL.

NOTE- RUN FILE AND VOLUME LABEL DISPLAY
UTILITY. DETERMINE IF THE FILES CAN BE
DELETED.

32

3

REASON- INVALID DISK REQUEST. DISK COPY DUMP.
THE 'FROM' AND 'TO' DISKS ARE INITIALIZED TO
DIFFERENT CAPACITIES, OR THE 'FROM' AND 'TO'
DISKS ARE NOT INITIALIZED.

PROBABLE USER ERROR.

UC32DS

RECOVERY- 3-- IMMEDIATE CANCEL.



3

REASON- DISK SORT. NO INPUT RECORDS INCLUDED. NONE OF THE INPUT RECORDS SPECIFIED IN MESSAGE SD602 MET THE INCLUDE REQUIREMENTS OF YOUR SORT SEQUENCE SPECIFICATIONS.

PROBABLE USER ERROR.

RECOVERY- 3-- IMMEDIATE CANCEL. DUMP THE INPUT FILE. COMPARE YOUR SORT SEQUENCE SPECIFICATIONS WITH THE RECORDS ACTUALLY IN YOUR INPUT FILE.



3

REASON- DISK SORT. WORK FILE TOO SMALL. THE SPACE ASSIGNED TO THE WORK FILE BY THE FILE NAME-WORK STATEMENT IS TOO SMALL TO CONTAIN ALL THE WORK RECORDS TO BE SORTED.

PROBABLE USER ERROR,

RECOVERY- 3-- IMMEDIATE CANCEL.
RE-EVALUATE THE NUMBER OF RECORDS YOU ESTIMATE TO BE INCLUDED IN THIS JOB. RECOMPUTE THE SPACE REQUIRED FOR YOUR WORK FILE. USE THE ACTUAL WORK FILE SIZE FACTOR PRINTED IN MESSAGE SD471. RERUN JOB.



23

REASON- DISK SORT. OUTPUT FILE TOO SMALL. THE SPACE ASSIGNED TO THE OUTPUT FILE BY THE FILE NAME-OUTPUT STATEMENT IS TOO SMALL TO CONTAIN THE SORTED OUTPUT FILE.

PROBABLE USER ERROR.

RECOVERY- 2-- CONTROLLED CANCEL.

3-- IMMEDIATE CANCEL.

NOTE- THE NUMBER OF INPUT RECORDS INCLUDED TO BE SORTED WAS PRINTED IN MESSAGE SD603. USING THIS NUMBER, RECOMPUTE THE DISK SPACE REQUIRED FOR YOUR OUTPUT FILE. RERUN JOB.

HALT

LOG

OPTIONS

REASON AND RECOVERY

SHEET 20

24

3 REASON- A DISK SORT PROGRAM ERROR HAS BEEN ENCOUNTERED.
RECOVERY- 3-- IMMEDIATE CANCEL.

NOTE- IF POSSIBLE, TAKE A CORE STORAGE DUMP
RATHER THAN SELECTING OPTION 3. FOR
INFORMATION ON HOW TO TAKE A CORE STORAGE DUMP
SEE IBM SYSTEM/3 DISK SYSTEM OPERATORS GUIDE,
GC21-7508.
CONTACT IBM FOR PROGRAMMING SUPPORT.

24

3 REASON- THIS HALT OCCURRED FOR ONE OF THE FOLLOWING
REASONS-
1. A BASIC ASSEMBLER PROGRAM CODED AT YOUR
INSTALLATION IS BEING RUN AND IT IS
ATTEMPTING TO REFERENCE A FILE THAT HAS AN
INCORRECT DEVICE SPECIFICATION OR,
2. A SYSTEM ERROR HAS OCCURRED BECAUSE AN
ATTEMPT IS BEING MADE TO REFERENCE A FILE
THAT HAS AN INCORRECT DEVICE SPECIFICATION.

DC2Y

RECOVERY- 3-- IMMEDIATE CANCEL.

NOTE- IF A BASIC ASSEMBLER PROGRAM IS BEING
RUN, INFORM THE PROGRAMMER THAT THIS HALT
OCCURRED AND THAT HIS PROGRAM MAY BE IN ERROR.
IF A BASIC ASSEMBLER PROGRAM IS NOT BEING RUN
OR THERE IS NOTHING WRONG WITH THE BASIC
ASSEMBLER PROGRAM, CONTACT IBM FOR
PROGRAMMING SUPPORT.

30

3 REASON- SPACE NOT AVAILABLE ON DISK.
PROBABLE USER ERROR.

EG30

SPACE NOT AVAILABLE ON R1 OR F1 DISK. DELETE UNNECES-
SARY FILES.

UC30AF

ACTIVE FILES OR SYSTEM EXISTS ON OUTPUT DISK.

UC30BD

THE VOLUME LABEL CANNOT BE READ. THE PACK MUST BE
INITIALIZED.

UC30SP

SPACE NOT AVAILABLE ON F1 DISK. DELETE UNNECESSARY
FILES.

RECOVERY- 3-- IMMEDIATE CANCEL.
DELETE UNNECESSARY FILES.

- A. SELECT OPTION 1 ON THE RIGHTMOST ADDRESS/DATA SWITCH AND PRESS CONSOLE START, OR APPROPRIATE HALT/RESET KEY IF YOU HAVE DPF. THE SELECT STATEMENT IS IGNORED.
- B.
 - 1. OBTAIN NEEDED COPYFILE STATEMENT FROM PROGRAMMER.
 - 2. PLACE THE COPYFILE STATEMENT FOLLOWED BY THE SELECT STATEMENT , LAST CARD FED INTO STACKER 1, IN THE PRIMARY HOPPER.
 - 3. SELECT OPTION 1 ON THE RIGHTMOST ADDRESS/DATA SWITCH.
 - 4. PRESS CONSOLE START, OR APPROPRIATE HALT/RESET KEY IF YOU HAVE DPF. THE JOB CONTINUES.

3-- IMMEDIATE CANCEL.

NOTE- IF A CORRECTED SELECT STATEMENT IS NOT FOUND AND AN END STATEMENT IS READ, THE ENTIRE FILE WILL BE PRINTED.



03 REASON- PACK CHANGE REQUIRED.

UC37FP FOR COPY PACK INTERMEDIATE, MOUNT INPUT PACK ON R1.

UC37IP FOR COPY FILE INTERMEDIATE, MOUNT PACK NAMED ON COPYIN FILE STATEMENT.

UC37OP FOR COPY FILE INTERMEDIATE, MOUNT PACK NAMED ON COPYO FILE STATEMENT.

UC37TP FOR COPY PACK INTERMEDIATE, MOUNT OUTPUT PACK ON R1.

RECOVERY- 0-- MOUNT CORRECT PACK AND CONTINUE.

3-- IMMEDIATE CANCEL.

HALT

LOG

OPTIONS

REASON AND RECOVERY

SHEET 22



13

REASON-- PACK MOUNTED DOES NOT MATCH THE SERIAL NUMBER
SPECIFIED ON THE CONTROL STATEMENT.

PROBABLE USER ERROR.

UA38XX

WRONG PACK MOUNTED. IF LOG IS ON, THE LAST TWO
CHARACTERS OF THE PRINTED MESSAGE DESIGNATE THE UNIT
NUMBER.

SERIAL NUMBER OF PACK MOUNTED IS LOGGED.

UC38WP

WRONG INPUT OR OUTPUT PACK MOUNTED.

UF38WP

WRONG PACK MOUNTED, MOUNT PACK THAT HAS BEEN LOGGED.

UR38XX

WRONG PACK MOUNTED. IF LOG IS ON, THE LAST TWO
CHARACTERS OF THE PRINTED MESSAGE DESIGNATE THE UNIT
NUMBER.

SERIAL NUMBER OF PACK MOUNTED IS LOGGED.

NOTE-- IF THE UNIT IS F1 OR F2, TAKE OPTION 3.

RECOVERY-- 1-- MOUNT CORRECT PACK AND RETRY.

3-- IMMEDIATE CANCEL. CORRECT CONTROL
STATEMENT AND RERUN JOB.



3

REASON - FILE BEING COPIED IS LARGER THAN THE AREA
ALLOCATED TO HOLD THE COPY.

PROBABLE USER ERROR.

UC3AXE

RECOVERY - 3-- IMMEDIATE CANCEL.

INCREASE FILE SIZE ON COPYO FILE
STATEMENT AND RERUN JOB.



3

REASON-- FUNCTIONS REQUESTED ON COPYFILE STATEMENT
REQUIRE MORE CORE STORAGE THAN IS AVAILABLE.

RECOVERY-- 3-- IMMEDIATE CANCEL. TO REDUCE STORAGE
REQUIRED, CONSIDER THE FOLLOWING--

1. IF YOU HAVE OUTPUT-BOTH, CHANGE IT TO
OUTPUT-DISK.
2. IF YOU HAVE REORG-YES, CHANGE IT TO
REORG-NO.
3. FOR DPF, DEFINE A LARGER PARTITION
STATEMENT IF POSSIBLE.

UC35NV SELECT STATEMENT IS NOT VALID BECAUSE THE PARAMETER ON THE OUTPUT KEYWORD OF THE COPYFILE STATEMENT WAS NOT BOTH OR PRINT, OR A COPYFILE STATEMENT WAS NOT FOUND.

UC35SE FORMAT OR PUNCTUATION ERROR.

UC35T1 TO KEYWORD PARAMETER MISSING.

UC35T2 TO KEYWORD PARAMETER INVALID.

RECOVERY- 1-- RETRY. CORRECT AND REREAD.

NOTE- FOR UC35NV, RAISE CARDS IN PRIMARY HOPPER AND PRESS NPRO. EXAMINE THE LAST TWO CARDS IN STACKER 1. THE FIRST CARD SHOULD BE A COPYFILE STATEMENT AND THE SECOND CARD, LAST ONE FED INTO STACKER 1, SHOULD BE A SELECT STATEMENT. IF THE FIRST CARD IS A COPYFILE STATEMENT, DO STEP A. IF THE FIRST CARD IS NOT A COPYFILE STATEMENT, DO STEP B.

- A. SELECT OPTION 1 ON THE RIGHTMOST ADDRESS/DATA SWITCH AND PRESS CONSOLE START, OR APPROPRIATE HALT/RESET KEY IF YOU HAVE DPF. THE SELECT STATEMENT IS IGNORED.
- B. 1. OBTAIN NEEDED COPYFILE STATEMENT FROM PROGRAMMER.
2. PLACE THE COPYFILE STATEMENT FOLLOWED BY THE SELECT STATEMENT, LAST CARD FED INTO STACKER 1, IN THE PRIMARY HOPPER.
3. SELECT OPTION 1 ON THE RIGHTMOST ADDRESS/DATA SWITCH.
4. PRESS CONSOLE START, OR APPROPRIATE HALT/RESET KEY IF YOU HAVE DPF. THE JOB CONTINUES.

3-- IMMEDIATE CANCEL.

NOTE- IF A CORRECTED SELECT STATEMENT IS NOT FOUND AND AN END STATEMENT IS READ, THE ENTIRE FILE WILL BE PRINTED.

HALT LOG OPTIONS REASON AND RECOVERY SHEET 24

37

03 REASON- PACK CHANGE REQUIRED.
UC37FP FOR COPY PACK INTERMEDIATE, MOUNT INPUT PACK ON R1.
UC37IP FOR COPY FILE INTERMEDIATE, MOUNT PACK NAMED ON COPYIN
FILE STATEMENT.
UC37OP FOR COPY FILE INTERMEDIATE, MOUNT PACK NAMED ON COPYO
FILE STATEMENT.
UC37TP FOR COPY PACK INTERMEDIATE, MOUNT OUTPUT PACK ON R1.

RECOVERY- 0-- MOUNT CORRECT PACK AND CONTINUE.

3-- IMMEDIATE CANCEL.

NOTE- IF THE COPYPACK JOB IS CANCELLED
BEFORE COMPLETION, THE TO PACK CANNOT BE
USED. THE TO PACK CAN BE COPIED OR
INITIALIZED.

38

13 REASON- PACK MOUNTED DOES NOT MATCH THE SERIAL NUMBER
SPECIFIED ON THE CONTROL STATEMENT.
PROBABLE USER ERROR.
UA38XX WRONG PACK MOUNTED. IF LOG IS ON, THE LAST TWO
CHARACTERS OF THE PRINTED MESSAGE DESIGNATE THE UNIT
NUMBER. SERIAL NUMBER OF PACK MOUNTED IS LOGGED.

UC38WP WRONG INPUT OR OUTPUT PACK MOUNTED.

UR38XX WRONG PACK MOUNTED. IF LOG IS ON, THE LAST TWO
CHARACTERS OF THE PRINTED MESSAGE DESIGNATE THE UNIT
NUMBER.
SERIAL NUMBER OF PACK MOUNTED IS LOGGED.

NOTE- IF THE UNIT IS F1 OR F2, TAKE OPTION 3.

RECOVERY- 1-- MOUNT CORRECT PACK AND RETRY.

3-- IMMEDIATE CANCEL. CORRECT CONTROL
STATEMENT AND RERUN JOB.

3A

3 REASON - FILE BEING COPIED IS LARGER THAN THE AREA
ALLOCATED TO HOLD THE COPY. ATTEMPT MAY HAVE
BEEN MADE TO COPY A SINGLE VOLUME FILE TO A
MULTI-VOLUME FILE.




PROBABLE USER ERROR.

UC3ADP THE FILE CONTAINS DUPLICATE KEYS, OR A RECORD IS OUT
OF SEQUENCE.

UC3AHK HIGH KEY SPECIFIED IN THE FILE STATEMENT DOES NOT
EQUAL THE HIGH KEY OF THE INPUT VOLUME.

UC3AXE IF THE FILE BEING COPIED IS TOO BIG, INCREASE THE FILE
SIZE IN THE COPYFILE STATEMENT AND RERUN THE JOB.

RECOVERY- 3-- IMMEDIATE CANCEL.

HALT	LOG	OPTIONS	REASON AND RECOVERY	SHEET 25
		3	REASON- FUNCTIONS REQUESTED ON COPYFILE STATEMENT REQUIRE MORE CORE STORAGE THAN IS AVAILABLE. RECOVERY- 3-- IMMEDIATE CANCEL. TO REDUCE STORAGE REQUIRED, CONSIDER THE FOLLOWING- 1. IF YOU HAVE OUTPUT-BOTH, CHANGE IT TO OUTPUT-DISK. 2. IF YOU HAVE REORG-YES, CHANGE IT TO REORG-NO. 3. FOR DPF, DEFINE A LARGER PARTITION STATEMENT IF POSSIBLE. 4. IF YOU HAVE DELETE, CHANGE IT TO OMIT.	
		03	REASON- COPYFILE, DISK COPY DUMP. OUTPUT FILE NOT AS BIG AS INPUT FILE. THIS HALT MAY ALSO OCCUR IF YOU ATTEMPT TO COPY A SINGLE VOLUME FILE TO A MULTI-VOLUME FILE. PROBABLE USER ERROR. RECOVERY- 0-- CONTINUE IF RECORDS ARE BEING DELETED FROM A FILE OR IF THE FILE IS NOT FULL. IF THE FILE BEING COPIED IS SINGLE VOLUME, COPY WILL BE SINGLE VOLUME. 3-- IMMEDIATE CANCEL.	
		13	REASON- ERROR IN COPYFILE STATEMENT. PROBABLE USER ERROR.	
	UC3FCE		TOO MANY COPYFILE STATEMENTS. ONLY ONE IS ALLOWED.	
	UC3FCX		CONTINUATION IS INDICATED ON THE CONTROL STATEMENT BUT A CONTINUATION IS NOT VALID.	
	UC3FD1		PARAMETER FOR DELETE OR OMIT KEYWORD MISSING.	
	UC3FD2		PARAMETER FOR DELETE OR OMIT KEYWORD INVALID.	
	UC3FDK		DUPLICATE KEYWORDS.	
	UC3FIC		COMBINATION OF FUNCTIONS REQUESTED IS INVALID.	
	UC3FIK		INVALID KEYWORD.	
	UC3FNP		NO KEYWORDS OR PARAMETERS IN STATEMENT.	
	UC3F01		OUTPUT KEYWORD MISSING, OR PARAMETER MISSING FROM OUTPUT KEYWORD.	
	UC3F02		PARAMETER FOR OUTPUT KEYWORD INVALID. MUST BE DISK, BOTH, OR PRINT.	
	UC3FR1		PARAMETER FOR REORG KEYWORD MISSING.	
	UC3FR2		PARAMETER FOR REORG KEYWORD INVALID. MUST BE YES OR NO.	
	UC3FRS		ATTEMPTING AN INTERMEDIATE COPY AND R1 IS THE SYSTEM PACK OR PROGRAM PACK.	

UC3FSE

FORMAT OR PUNCTUATION ERROR.

UC3FW1

PARAMETER FOR WORK KEYWORD IS MISSING.

UC3FW2

PARAMETER FOR WORK KEYWORD INVALID.
MUST BE YES OR NO.

RECOVERY- 1-- CORRECT STATEMENT AND REREAD. CARD
INPUT-NPRO CARD IN ERROR, CORRECT, AND
PLACE AHEAD OF CARDS IN HOPPER.

CONSOLE INPUT-
RE-ENTER STATEMENT.

NOTE- FOR UC3FCE, DO NOT PERFORM THE
ACTION INDICATED IN OPTION 1 RECOVERY.
DIAL 1 ON THE RIGHTMOST ADDRESS/DATA
SWITCH AND PRESS CONSOLE START OR
APPROPRIATE HALT/RESET KEY IF YOU HAVE
DPF. THE LAST STATEMENT IS IGNORED.

3-- IMMEDIATE CANCEL. IF THE ERROR STATEMENT
IS IN A PROCEDURE ON DISK, THE
PROCEDURE MUST BE REBUILT.



13

REASON- DISK I/O ERROR.

UA3HDC

DISK ERROR IN READING VOLUME LABEL DURING ALTERNATE
TRACK ASSIGNMENT.

UC3HFR

ERROR READING TEMPORARY SPACE ON F1 DURING AN
INTERMEDIATE, R1 TO R1, COPY.

UC3HFW

ERROR WRITING TEMPORARY SPACE ON F1 DURING AN
INTERMEDIATE, R1 TO R1, COPY.

UC3HRW

ERROR ON R1 DURING THE OUTPUT OF A COPY FUNCTION.

RECOVERY- 1-- RETRY.

3-- IMMEDIATE CANCEL.

<u>HALT</u>	<u>LOG</u>	<u>OPTIONS</u>	<u>REASON AND RECOVERY</u>	<u>SHEET 27</u>
		3	REASON- INVALID SPECIFICATION FOR DISK COPY/DUMP. PROBABLE USER ERROR.	
	UC3JCR		ATTEMPTING TO REORGANIZE A CONSECUTIVE FILE.	
	UC3JDD		ATTEMPTING TO DELETE RECORDS FROM A DIRECT FILE.	
	UC3JDP		DELETING RECORDS AND THE DELETE POSITION SPECIFIED IS GREATER THAN THE RECORD LENGTH.	
	UC3JDR		ATTEMPTING TO REORGANIZE A DIRECT FILE.	
	UC3JFC		NO COPYIN STATEMENT.	
	UC3JIF		POSSIBLE REASONS- 1. FILE TYPE NOT INDEXED SEQUENTIAL FOR SELECT KEY OPERATION. 2. FILE LABEL IN VOLUME TABLE OF CONTENTS INDICATES AN INVALID FILE TYPE. 3. THE INPUT FILE DOES NOT EXIST. 4. THE FILE LABEL MAY NOT EXIST.	
	UC3JIR		INVALID SPECIFICATION. POSSIBLE REASONS- 1. REORG-NO WAS GIVEN WITH OUTPUT-BOTH FOR AN INDEXED FILE. 2. NO REORG PARAMETER WAS SPECIFIED WITH OUTPUT-BOTH. 3. REORG-YES WAS NOT GIVEN WHEN COPYING AN ENTIRE MULTI-VOLUME INDEXED FILE.	
	UC3JIU		INVALID UNIT, COPYFILE. IF A WORK PACK F1 IS REQUESTED, UNIT MUST BE R1.	
	UC3JIW		R1 WAS SPECIFIED AS THE UNIT ON THE COPYIN AND COPYO FILE STATEMENTS BUT THE PACK NAMES ARE DIFFERENT AND WORK-YES WAS NOT SPECIFIED.	
	UC3JKL		THE SELECT KEY LENGTH IS GREATER THAN THE FILE KEY, OR THE SELECT PKY LENGTH IS NOT EQUAL TO THE FILE KEY.	
	UC3JOF		NO COPYO FILE STATEMENT WITH DISK OUTPUT REQUESTED.	
	UC3JRS		ATTEMPTING TO SUPPLY A SELECT RECORD RATHER THAN A SELECT KEY FOR AN INDEXED SEQUENTIAL FILE WHILE ATTEMPTING TO REORGANIZE AN INDEXED FILE WITH OUTPUT- BOTH.	
			RECOVERY- 3-- IMMEDIATE CANCEL.	





HALT	LOG	OPTIONS	REASON AND RECOVERY
		13	REASON- ERROR IN COPYPACK STATEMENT. PROBABLE USER ERROR.
	UC3PCE		A SECOND COPYPACK STATEMENT HAS BEEN READ.
	UC3PCX		CONTINUATION IS INDICATED ON THE CONTROL STATEMENT BUT THE CONTINUATION IS NOT VALID.
	UC3PDK		KEYWORD FROM OR TO APPEARED MORE THAN ONCE IN STATEMENT.
	UC3PF1		FROM KEYWORD, OR FROM KEYWORD PARAMETER MISSING.
	UC3PF2		FROM KEYWORD PARAMETER IS NOT R1, R2, F1, OR F2.
	UC3PIK		KEYWORD FOUND THAT WAS NOT FROM OR TO.
	UC3PNP		NO KEYWORDS OR PARAMETERS FOUND.
	UC3PR1		FROM KEYWORD PARAMETER WAS THE SAME AS THE TO KEYWORD PARAMETER, AND WAS NOT R1.
	UC3PSE		FORMAT OR PUNCTUATION ERROR.
	UC3PT1		TO KEYWORD, OR TO KEYWORD PARAMETER MISSING.
	UC3PT2		TO KEYWORD PARAMETER IS NOT R1, R2, F1, OR F2.
	UC3PTS		UNIT SPECIFIED IN TO PARAMETER OF COPYPACK STATEMENT IS THE SYSTEM PACK OR A PACK FROM WHICH A PROGRAM CURRENTLY IN EXECUTION WAS LOADED, OR AN INTERMEDIATE COPY FROM R1 TO R1 IS BEING ATTEMPTED AND THE SYSTEM WAS LOADED FROM R1.
	UC3PUS		SYSTEM DOES NOT HAVE F2 OR R2 DISK UNITS ON LINE. RECOVERY- 1-- RETRY. CORRECT AND REREAD. FOR UC3PCE, PLACE AN END STATEMENT IN FRONT OF CARDS IN THE PRIMARY HOPPER. THE SECOND COPYPACK STATEMENT IS IGNORED. 3-- IMMEDIATE CANCEL.

42

DD42

3

REASON- A SYSTEM PROGRAM IS REQUESTING ANOTHER SYSTEM PROGRAM AND THAT PROGRAM IS NOT IN THE OBJECT LIBRARY.

RECOVERY- 3-- IMMEDIATE CANCEL. PRINT OBJECT LIBRARY DIRECTORY. COMPARE WITH LISTING OF KNOWN GOOD SYSTEM TO DETERMINE IF PROGRAM IS MISSING. SYSTEM PROGRAMS START WITH \$\$.

IF MODULE IS MISSING, MOUNT KNOWN GOOD PACK, IPL FROM GOOD PACK AND COPY \$\$.

IF NO MODULES ARE MISSING, CONTACT IBM FOR PROGRAMMING SUPPORT.

43

DD43

03

REASON- A FILE HAS BEEN REFERENCED AS A CONSECUTIVE ADD FILE AND THE FILE IS A DIRECT FILE.

PROBABLE USER ERROR.

RECOVERY- 0-- CONTINUE. THE SPECIFICATIONS FOR ANY SUBSEQUENT FILES USED BY THE SAME JOB WILL BE CHECKED FOR ERRORS, THEN HALT 4J WILL OCCUR.

3-- IMMEDIATE CANCEL.

44

DD44

03

REASON- A FILE HAS BEEN REFERENCED AS AN INDEXED FILE, BUT THE FILE IS NOT AN INDEXED FILE.

PROBABLE USER ERROR.

RECOVERY- 0-- CONTINUE. THE SPECIFICATIONS FOR ANY SUBSEQUENT FILES USED BY THE SAME JOB WILL BE CHECKED FOR ERRORS, THEN HALT 4J WILL OCCUR.

3-- IMMEDIATE CANCEL.

45

03 REASON- A FILE HAS BEEN REFERENCED FOR CONSECUTIVE ADD
OR UPDATE AND THE FILE IS AN INDEXED FILE.

PROBABLE USER ERROR.

DD45

RECOVERY- 0-- CONTINUE. THE SPECIFICATIONS FOR ANY
SUBSEQUENT FILES USED BY THE SAME JOB
WILL BE CHECKED FOR ERRORS, THEN HALT 4J
WILL OCCUR.

3-- IMMEDIATE CANCEL.

46

03 REASON- AN EXISTING FILE HAS BEEN REFERENCED AND THE
WRONG RECORD LENGTH HAS BEEN SPECIFIED.

PROBABLE USER ERROR.

DD46

RECOVERY- 0-- CONTINUE. THE SPECIFICATIONS FOR ANY
SUBSEQUENT FILES USED BY THE SAME JOB
WILL BE CHECKED FOR ERRORS, THEN HALT 4J
WILL OCCUR.

3-- IMMEDIATE CANCEL.

NOTE- RUN FILE AND VOLUME LABEL DISPLAY
UTILITY. COMPARE RECORD LENGTH IN PRINTOUT
AGAINST LENGTH OF RECORD ON RPG II SOURCE
LISTING FOR ALL FILES.

47

03 REASON- AN EXISTING FILE HAS BEEN REFERENCED AND THE
WRONG KEY LENGTH OR KEY LOCATION HAS BEEN
SPECIFIED.

PROBABLE USER ERROR.

DD47

RECOVERY- 0-- CONTINUE. THE SPECIFICATIONS FOR ANY
SUBSEQUENT FILES USED BY THE SAME JOB
WILL BE CHECKED FOR ERRORS, THEN HALT 4J
WILL OCCUR.

3-- IMMEDIATE CANCEL.

NOTE- RUN FILE AND VOLUME LABEL DISPLAY
UTILITY AND COMPARE KEYS LENGTHS.

48

3

REASON- A PERMANENT DISK I/O ERROR OCCURRED EITHER WHILE FORMATTING INDEX OR DATA FILE EXTENTS, OR DURING INITIAL LOADING OF INPUT BUFFERS.

DD48

RECOVERY- 3-- IMMEDIATE CANCEL.

49

03

REASON- THIS HALT OCCURRED FOR ONE OF THE FOLLOWING REASONS-

1. A BASIC ASSEMBLER PROGRAM CODED AT YOUR INSTALLATION IS BEING RUN AND IT IS ATTEMPTING TO USE A DEVICE THAT HAS NOT BEEN ALLOCATED FOR IT OR,
2. A SYSTEM ERROR HAS OCCURRED BECAUSE AN ATTEMPT IS BEING MADE TO USE A DEVICE THAT HAS NOT BEEN ALLOCATED FOR THE CURRENT PROGRAM IN THIS LEVEL.

BEFORE ATTEMPTING RECOVERY, DETERMINE IF A BASIC ASSEMBLER PROGRAM IS BEING RUN IN THIS LEVEL. IF THERE IS, NOTIFY THE PROGRAMMER THAT THIS HALT OCCURRED AND THAT HIS PROGRAM MAY BE IN ERROR. IF THERE IS NO BASIC ASSEMBLER PROGRAM BEING RUN, A SYSTEM ERROR HAS OCCURRED AND YOUR IBM REPRESENTATIVE SHOULD BE CONTACTED. IN EITHER CASE, OPTION 0 WILL ALLOW THE JOB TO CONTINUE.

D049

RECOVERY- 0-- CONTINUE. THE DEVICE CAN BE USED BUT IT WILL NOT BE RESERVED FOR THE CURRENT PROGRAM. IF THE DEVICE IS ALLOCATED FOR THE OTHER PROGRAM LEVEL, ITS USE BY THE CURRENT PROGRAM WILL BE INTERRUPTED.

3-- IMMEDIATE CANCEL.

4A

03

REASON- A FILE HAS BEEN REFERENCED AND IS ALREADY
ALLOCATED WITH ADDITIONS TO THE FILE SPECIFIED.

PROBABLE USER ERROR.

DD4A

RECOVERY- 0-- CONTINUE. THE SPECIFICATIONS FOR ANY
SUBSEQUENT FILES USED BY THE SAME JOB
WILL BE CHECKED FOR ERRORS, THEN HALT 4J
WILL OCCUR.

3-- IMMEDIATE CANCEL.

4C

03

REASON- TWO FILES HAVE BEEN REFERENCED ON THE SAME
REMOVABLE PACK, AND ONE IS AN OFF LINE MULTI-
VOLUME FILE.

PROBABLE USER ERROR.

DD4C

RECOVERY- 0-- CONTINUE. THE SPECIFICATIONS FOR ANY
SUBSEQUENT FILES USED BY THE SAME JOB
WILL BE CHECKED FOR ERRORS, THEN HALT 4J
WILL OCCUR.

3-- IMMEDIATE CANCEL.

4F

3

REASON- A PRINT FILE WHOSE I/O BUFFERS ARE NOT ALIGNED
ON THE REQUIRED BOUNDARY IN CORE HAS BEEN
SPECIFIED.

DD4F

RECOVERY- 3-- IMMEDIATE CANCEL.

NOTE- IF YOU ARE USING IBM-SUPPLIED
PROGRAMS, A PROGRAM TROUBLE IS INDICATED.
YOU CAN TRY RUNNING OTHER JOBS OR
RERUNNING THE SAME JOB. IF THE SAME HALT
OCCURS, CONTACT IBM FOR PROGRAMMING SUPPORT.



DD45

03

REASON- A FILE HAS BEEN REFERENCED FOR CONSECUTIVE ADD OR UPDATE AND THE FILE IS AN INDEXED FILE.

PROBABLE USER ERROR.

RECOVERY- 0-- CONTINUE. THE SPECIFICATIONS FOR ANY SUBSEQUENT FILES USED BY THE SAME JOB WILL BE CHECKED FOR ERRORS, THEN HALT 4J WILL OCCUR.

3-- IMMEDIATE CANCEL.



DD46

03

REASON- AN EXISTING FILE HAS BEEN REFERENCED AND THE WRONG RECORD LENGTH HAS BEEN SPECIFIED.

PROBABLE USER ERROR.

RECOVERY- 0-- CONTINUE. THE SPECIFICATIONS FOR ANY SUBSEQUENT FILES USED BY THE SAME JOB WILL BE CHECKED FOR ERRORS, THEN HALT 4J WILL OCCUR.

3-- IMMEDIATE CANCEL.

NOTE- RUN FILE AND VOLUME LABEL DISPLAY UTILITY. COMPARE RECORD LENGTH IN PRINTOUT AGAINST LENGTH OF RECORD ON RPG II SOURCE LISTING FOR ALL FILES.



DD47

03

REASON- AN EXISTING FILE HAS BEEN REFERENCED AND THE WRONG KEY LENGTH OR KEY LOCATION HAS BEEN SPECIFIED.

PROBABLE USER ERROR.

RECOVERY- 0-- CONTINUE. THE SPECIFICATIONS FOR ANY SUBSEQUENT FILES USED BY THE SAME JOB WILL BE CHECKED FOR ERRORS, THEN HALT 4J WILL OCCUR.

3-- IMMEDIATE CANCEL.

NOTE- RUN FILE AND VOLUME LABEL DISPLAY UTILITY AND COMPARE KEYS LENGTHS.

HALT LOG OPTIONS REASON AND RECOVERY

48

DD48

3

REASON- A PERMANENT DISK I/O ERROR OCCURRED EITHER WHILE
FORMATTING INDEX OR DATA FILE EXTENTS, OR
DURING INITIAL LOADING OF INPUT BUFFERS.

RECOVERY- 3-- IMMEDIATE CANCEL.

49

DD49

03

REASON- THIS HALT OCCURRED FOR ONE OF THE FOLLOWING
REASONS-

1. A BASIC ASSEMBLER PROGRAM CODED AT YOUR
INSTALLATION IS BEING RUN AND IT IS
ATTEMPTING TO USE A DEVICE THAT HAS NOT BEEN
ALLOCATED FOR IT OR,
2. A SYSTEM ERROR HAS OCCURRED BECAUSE AN
ATTEMPT IS BEING MADE TO USE A DEVICE THAT
HAS NOT BEEN ALLOCATED FOR THE CURRENT
PROGRAM IN THIS LEVEL.

BEFORE ATTEMPTING RECOVERY, DETERMINE IF A
BASIC ASSEMBLER PROGRAM IS BEING RUN IN THIS
LEVEL. IF THERE IS, NOTIFY THE PROGRAMMER THAT
THIS HALT OCCURRED AND THAT HIS PROGRAM MAY BE
IN ERROR. IF THERE IS NO BASIC ASSEMBLER
PROGRAM BEING RUN, A SYSTEM ERROR HAS
OCCURRED AND YOUR IBM REPRESENTATIVE SHOULD BE
CONTACTED. IN EITHER CASE, OPTION 0 WILL ALLOW
THE JOB TO CONTINUE.

RECOVERY- 0-- CONTINUE. THE DEVICE CAN BE USED BUT IT
WILL NOT BE RESERVED FOR THE CURRENT
PROGRAM. IF THE DEVICE IS ALLOCATED FOR
THE OTHER PROGRAM LEVEL, ITS USE BY THE
CURRENT PROGRAM WILL BE INTERRUPTED.

3-- IMMEDIATE CANCEL.

51

3 REASON- OCL AND CONTROL STATEMENTS FOR THE ALTERNATE
TRACK REBUILD PROGRAM CANNOT BE IN A PROCEDURE.
PROBABLE USER ERROR.

UR51 RECOVERY- 3-- IMMEDIATE CANCEL.

52

12 REASON - END OF JOB FOR CARD LIST OR CARD REPRODUCE
AND INTERPRET.

ML52 END OF JOB FOR CARD LIST.

MR52 END OF JOB FOR CARD REPRODUCE AND INTERPRET.

RECOVERY- 1-- RESTART PROGRAM.
2-- CONTROLLED CANCEL.

53

13 REASON- NUMBER OF VOL STATEMENTS READ
DOES NOT AGREE WITH NUMBER OF UNITS
TO BE INITIALIZED AS LISTED ON THE UIN
STATEMENT.

PROBABLE USER ERROR.

UI53 RECOVERY- 1-- CORRECT AS FOLLOWS-

1. IF THERE ARE TOO MANY VOL STATEMENTS,
PLACE A // END STATEMENT IN FRONT OF
THE CARDS IN THE PRIMARY HOPPER. THE
LAST VOL STATEMENT IS IGNORED.
2. IF A VOL STATEMENT IS MISSING, NPRO
// END CARD AND PLACE THE NEEDED VOL
STATEMENT IN FRONT OF THE // END CARD
IN THE PRIMARY HOPPER.

3-- IMMEDIATE CANCEL.

54

	3	REASON- END OF FILE. PROBABLE USER ERROR.
LA54		INVALID END OF FILE. // LOAD *, // RUN FOLLOWED BY A /* OR /&.
LR54		END OF FILE STATEMENT FOUND BEFORE // END STATEMENT.
UA54		END OF FILE STATEMENT FOUND BEFORE // END STATEMENT.
UC54		END OF FILE STATEMENT FOUND BEFORE // END STATEMENT.
UF54		END OF FILE STATEMENT FOUND BEFORE // END STATEMENT.
UI54		END OF FILE STATEMENT FOUND BEFORE // END STATEMENT.
UR54		END OF FILE STATEMENT FOUND BEFORE // END STATEMENT.
		RECOVERY- 3-- IMMEDIATE CANCEL.

55

	13	REASON- ERROR IN 'SCRATCH' STATEMENT. PROBABLE USER ERROR.
UF55CX		CONTINUATION IS INDICATED ON THE CONTROL STATEMENT BUT A CONTINUATION IS NOT VALID.
UF55D1		DATE KEYWORD PARAMETER MISSING.
UF55D2		DATE KEYWORD PARAMETER NOT A VALID SIX CHARACTER DATE.
UF55D3		DATE KEYWORD IS NOT VALID WHEN LABEL PARAMETER CONTAINS MORE THAN ONE NAME OR WHEN THE LABEL PARAMETER IS VTOC.
UF55DK		DUPLICATE KEYWORD.
UF55IK		KEYWORD INVALID.
UF55KM		KEYWORD MISSING- UNIT, LABEL, OR PACK.
UF55L1		LABEL KEYWORD PARAMETER MISSING.
UF55L2		LABEL KEYWORD PARAMETER IS NOT VTOC OR IS NOT A VALID EIGHT CHARACTER OR LESS FILE NAME.

UF55NP NO KEYWORDS OR PARAMETERS IN STATEMENT.

UF55P1 PACK KEYWORD PARAMETER MISSING.

UF55P2 PACK KEYWORD PARAMETER IS NOT A VALID SIX CHARACTER OR LESS I.D.

UF55SE FORMAT OR PUNCTUATION ERROR.

UF55U1 UNIT KEYWORD PARAMETER MISSING.

UF55U2 UNIT KEYWORD PARAMETER NOT R1, R2, F1, OR F2.

UF55US UNIT KEYWORD PARAMETER IS R2 OR F2 BUT UNIT IS NOT ON LINE.

RECOVERY- 1-- RETRY. CORRECT AND REREAD.
3-- IMMEDIATE CANCEL.

56

03 REASON- ERROR DURING ALTERNATE TRACK ASSIGNMENT.
PROBABLE USER ERROR.

UA56TS A TRACK OR TRACKS HAVE BEEN SPECIFIED ON THE ASSIGN OR UNASSIGN KEYWORD THAT IS BEYOND THE INITIALIZED CAPACITY OF THE PACK.

UA56XX THE UNIT SPECIFIED ON THE ALT STATEMENT IS AN UNINITIALIZED PACK. XX ON THE LOG INDICATES THE PACK THAT IS NOT INITIALIZED.

RECOVERY- 0-- CONTINUE.
FOR UA56TS, ALL TRACKS WITHIN THE CAPACITY OF THE PACK WILL BE HANDLED NORMALLY. THE REMAINING ARE IGNORED.

FOR UA56XX, THE ALT STATEMENT THAT SPECIFIED THE PACK THAT IS NOT INITIALIZED WILL NOT BE PROCESSED. THE REMAINING ALT STATEMENTS WILL BE PROCESSED.

3-- IMMEDIATE CANCEL.

012 REASON- ALTERNATE TRACK ASSIGNMENT ERROR.

UASAIU INVALID REQUEST. TRYING TO UNASSIGN A TRACK THAT IS NOT ASSIGNED AN ALTERNATE.

UASANA NO MORE ALTERNATE TRACK ASSIGNMENTS CAN BE MADE. ALL SIX ALTERNATES ARE ASSIGNED. CANCEL PRIOR ASSIGNMENT IF POSSIBLE TO FREE ALTERNATE FOR USE.

NOTE- A LIST OF TRACK NUMBERS MAY BE PRINTED OUT BEFORE THIS HALT. THESE ARE THE TRACKS THAT-

1. WERE NOT ASSIGNED AND WERE IN THE ASSIGN PARAMETER OR,
2. WERE IN THE SUSPECTED DEFECTIVE TRACK LIST AS RECORDED BY ERROR LOGGING.

IF THE TRACK NUMBER LISTED IS ALREADY ASSIGNED, THIS IS AN INDICATION THAT THE ALTERNATE TRACK ASSIGNED HAS A PERMANENT ERROR. IN THIS CASE, YOU MAY ATTEMPT TO CANCEL THE PRIOR ASSIGNMENT OF THE PRIMARY TRACK AND CONDITIONALLY ASSIGN THIS PRIMARY TRACK TO ANOTHER ALTERNATE. IF THE HALT OCCURS AGAIN, IT IS PROBABLE THAT NO MORE ALTERNATE TRACK ASSIGNMENTS CAN BE MADE.

UASAPA ATTEMPTING TO ASSIGN AN ALTERNATE TRACK THAT HAS BEEN PREVIOUSLY ASSIGNED.

NOTE- IF YOU WERE ATTEMPTING TO ASSIGN THIS TRACK TO A DIFFERENT ALTERNATE USING UNCONDITIONAL ASSIGNMENT, IT MAY BE NECESSARY TO CANCEL THE PRIOR ASSIGNMENT OF THE PRIMARY TRACK AND CONDITIONALLY ASSIGN THIS PRIMARY TRACK TO ANOTHER ALTERNATE.

RECOVERY- 0-- CONTINUE. REQUEST IS IGNORED. NEXT REQUEST ON ALT STATEMENT IS PROCESSED.
NOTE- FOR UASANA, THE '0' OPTION WILL CAUSE THE RESULT INDICATED IN THE '1' OPTION.

- 1-- THE NEXT ALT STATEMENT IS PROCESSED.
- 2-- CONTROLLED CANCEL. THE VOLUME LABEL IS UPDATED TO REFLECT CURRENT STATUS AND END OF JOB OCCURS.

NOTE- RUN FILE AND VOLUME LABEL DISPLAY PROGRAM TO DETERMINE ALTERNATE TRACK ASSIGNMENTS.

	13	REASON- ERROR IN REFORMAT DATA CARD. CARD REPRODUCE AND INTERPRET PROGRAM. PROBABLE USER ERROR.
MR5CIC		INVALID CARD COLUMN SPECIFIED ON A REFORMAT DATA CARD. ANY ENTRY OTHER THAN 01 THROUGH 96 IS INVALID.
MR5CRE		FROM START COLUMNS ARE GREATER THAN FROM END COLUMNS. OR DATA FIELDS AS SPECIFIED CANNOT BE PUNCHED IN THE NEW DECK. FOR EXAMPLE, 010503. RECOVERY- 1-- CORRECT AND REREAD. 3-- IMMEDIATE CANCEL.

	13	REASON- ERROR IN 'DISPLAY' STATEMENT. PROBABLE USER ERROR.
UF5FCX		CONTINUATION IS INDICATED ON THE CONTROL STATEMENT BUT A CONTINUATION IS NOT VALID.
UF5FDK		DUPLICATE KEYWORD.
UF5FIK		KEYWORD NOT LABEL OR UNIT.
UF5FKM		LABEL OR UNIT KEYWORD IS MISSING.
UF5FL1		NO PARAMETER FOR LABEL KEYWORD.
UF5FL2		INVALID PARAMETER FOR LABEL KEYWORD. IT MUST BE VTOC OR EIGHT CHARACTER OR LESS FILENAME.
UF5FL3		TOD MANY NAMES AS LABEL PARAMETERS ON ALL THE DISPLAY STATEMENTS COMBINED. ONLY 20 NAMES CAN BE PROCESSED IN ONE RUN. VTOC IS TREATED AS ONE NAME.
UF5FNP		NO KEYWORDS OR PARAMETERS IN STATEMENT.
UF5FSE		FORMAT OR PUNCTUATION ERROR.
UF5FU1		NO PARAMETER FOR UNIT KEYWORD.
UF5FU2		INVALID PARAMETER FOR UNIT KEYWORD. IT MUST BE R1, F1, R2, OR F2.
UF5FUS		PARAMETER FOR UNIT KEYWORD IS R2 OR F2 AND THAT UNIT IS NOT ON LINE.

RECOVERY- 1-- CORRECT AND REREAD.
 CARD INPUT-NPRO CARD IN HOPPER, CORRECT,
 AND PLACE AHEAD OF CARDS IN HOPPER.
 CONSOLE INPUT - RE-ENTER STATEMENT.
 3-- IMMEDIATE CANCEL.

54

0123 REASON - THIS HALT OCCURS WHEN TRYING TO UNASSIGN AN
 ALTERNATE TRACK. IT INDICATES THAT THE PRIMARY
 TRACK IS STILL DEFECTIVE.

UASHEU

RECOVERY- 0-- IGNORE THE DEFECTIVE PRIMARY TRACK AND
 FORCE THE UNASSIGN.
 1-- RETRY THE OPERATION.
 2-- BYPASS THIS REQUEST AND GO TO NEXT
 REQUEST ON THIS ALT STATEMENT OR NEXT
 ALT STATEMENT.
 3-- IMMEDIATE CANCEL.

5L

03 REASON- ERROR WITH FILES. FILE DELETE OR FILE DISPLAY
 PROGRAM.

PROBABLE USER ERROR.

UF5LAF

THIS PROGRAM IS ATTEMPTING TO DELETE ACTIVE FILES THAT
 ARE BEING USED BY A PROGRAM IN THE OTHER PROGRAM LEVEL,
 OR BY AN INTERRUPTED PROGRAM.

UF5LNI

TRYING TO RUN ON AN UNINITIALIZED PACK. FOR FILE
 DISPLAY, THE UNIT NOT INITIALIZED IS LOGGED.

UF5LNF

FILE NOT ON SPECIFIED UNIT. FILE NAME
 IS PRINTED ON LOG DEVICE.

UF5LTM

TOO MANY FILES BEING DELETED. 52 IS
 MAXIMUM.

RECOVERY- 0-- CONTINUE.
 FOR UF5LAF- IF THE ENTIRE VOLUME TABLE OF
 CONTENTS IS BEING DELETED, THE NEXT
 STATEMENT WILL BE PROCESSED. IF
 SPECIFIC FILES ARE BEING DELETED, THE
 NEXT FILE IS PROCESSED.
 FOR UF5LNI-
 NEXT STATEMENT WITH A DIFFERENT UNIT
 SPECIFIED IS PROCESSED BY FILE DISPLAY.
 NEXT STATEMENT IS PROCESSED BY
 FILE DELETE.
 FOR UF5LNF, NEXT FILE NAME IS PROCESSED.
 FOR UF5LTM, FIRST 52 FILES ARE DELETED.

3-- IMMEDIATE CANCEL.



13 REASON- TRYING TO REBUILD TRACK WITH NO ALTERNATE
 TRACK ASSIGNED. PRIMARY TRACK NUMBER WAS
 PRINTED BY ALTERNATE TRACK ASSIGNMENT PROGRAM.
 PROBABLE USER ERROR.

UR5PAA

RECOVERY- 1-- CORRECT CONTROL STATEMENT AND REREAD.
 3-- IMMEDIATE CANCEL.



13 REASON- ERROR IN 'UIN' STATEMENT.
 PROBABLE USER ERROR.

UI5UAE

STATEMENT ENDED IN MIDDLE OF KEYWORD.

UI5UCE

TOO MANY UIN STATEMENTS. ONLY ONE IS ALLOWED.

UI5UCX

CONTINUATION IS INDICATED ON THE CONTROL STATEMENT
 BUT A CONTINUATION IS NOT VALID.

UI5UDK

DUPLICATE KEYWORD.

UI5UE1

PARAMETER FOR ERASE KEYWORD IS MISSING.

UI5UE2

PARAMETER FOR ERASE KEYWORD INVALID.
 MUST BE YES OR NO.

UI5UIC INVALID COMBINATION OF 'TYPE' AND 'ERASE' PARAMETERS.
UI5UIK INVALID KEYWORD.
UI5UNP NO KEYWORDS OR PARAMETERS IN STATEMENT.
UI5USE FORMAT OR PUNCTUATION ERROR.
UI5UT1 PARAMETER FOR TYPE KEYWORD IS MISSING.
UI5UT2 PARAMETER FOR TYPE KEYWORD INVALID.
UI5UU1 UNIT KEYWORD MISSING OR UNIT KEYWORD PARAMETER MISSING.
UI5UU2 PARAMETER FOR UNIT KEYWORD INVALID.
 MUST BE R1,R2,F1,OR F2.
UI5UU4 UNIT SPECIFIED MORE THAN ONCE. FOR EXAMPLE 'R1,R1'.
UI5UU5 UNIT SPECIFIED IN UNIT PARAMETER IS A PACK FROM WHICH A
 PROGRAM CURRENTLY IN EXECUTION WAS LOADED OR IS THE
 SYSTEM PACK.
 THE PACK CANNOT BE INITIALIZED.
UI5UUS PARAMETER FOR UNIT KEYWORD IS R2 OR F2 AND THAT UNIT
 IS NOT ON LINE.
UI5UV1 PARAMETER FOR VERIFY KEYWORD MISSING.
UI5UV2 PARAMETER FOR VERIFY KEYWORD NOT 1-255.

RECOVERY- 1-- CORRECT STATEMENT AND REREAD. CARD INPUT-
 NPRO CARD IN ERROR, CORRECT, AND PLACE
 AHEAD OF CARDS IN HOPPER.

 CONSOLE INPUT-
 RE-ENTER STATEMENT.

 NOTE- FOR UI5UCE, DO NOT PERFORM THE
 ACTION INDICATED IN OPTION 1 RECOVERY.
 DIAL 1 ON THE RIGHTMOST ADDRESS/DATA
 SWITCH AND PRESS CONSOLE START OR
 APPROPRIATE HALT/RESET KEY IF YOU
 HAVE DPF. THE LAST VOL STATEMENT IS
 IGNORED.

 3-- IMMEDIATE CANCEL. IF THE ERROR STATEMENT
 IS IN A PROCEDURE ON DISK, THE PROCEDURE
 MUST BE REBUILT.

54

	13	REASON- ERROR IN 'REBUILD' STATEMENT OR CARD SEQUENCE ERROR. PROBABLE USER ERROR.
UR5YAT		TRACK PARAMETER SPECIFIES AN ALTERNATE TRACK ADDRESS. THE PARAMETER MUST SPECIFY A PRIMARY TRACK.
UR5YCI		CONTINUATION IS INDICATED ON THE CONTROL STATEMENT, BUT A CONTINUATION IS NOT VALID.
UR5YCS		CARD SEQUENCE ERROR. ORDER OF CARDS SHOULD BE // REBUILD, DATA CARDS, // END.
UR5YDK		DUPLICATE KEYWORD.
UR5YDL		NUMBER OF HEXADECIMAL DIGITS ON DATA CARD DOES NOT AGREE WITH LENGTH PARAMETER ON REBUILD STATEMENT.
UR5YID		PARAMETER FOR 'DISP' KEYWORD IS INVALID, IT IS NOT 1 THROUGH 255.
UR5YIK		INVALID KEYWORD.
UR5YIL		LENGTH PARAMETER NOT 2-256 OR THE LENGTH SPECIFIED IS NOT AN EVEN NUMBER.
UR5YIS		SECTOR PORTION OF TRACK PARAMETER NOT 0-23.
UR5YIT		TRACK PORTION OF TRACK PARAMETER IS LESS THAN 8 OR GREATER THAN MAXIMUM TRACK AVAILABLE ON SYSTEM.
UR5YIU		PARAMETER FOR UNIT KEYWORD NOT R1,R2,F1,OR F2.
UR5YLD		LENGTH PLUS DISPLACEMENT EXCEEDS 255.
UR5YMK		MISSING KEYWORD - PACK, UNIT, TRACK, LENGTH, OR DISP.
UR5YNP		NO KEYWORDS OR PARAMETERS IN STATEMENT.
UR5YSE		FORMAT OR PUNCTUATION ERROR.
UR5YTP		INVALID TRACK PARAMETER. IT MUST BE EXACTLY FIVE DIGITS IN LENGTH.
UR5YVH		INVALID HEXADECIMAL DIGITS ON DATA CARD.

RECOVERY- 1-- CORRECT AND REREAD. CARD INPUT- NPRO
 CARD IN ERROR, CORRECT, AND PLACE AHEAD
 OF CARDS IN HOPPER.
 FOR UR5YDL AND UR5YVH, PERFORM THE
 FOLLOWING-

1. PRESS MFCU STOP.
2. RAISE CARDS IN PRIMARY HOPPER AND PRESS NPRO.
3. REMOVE CARDS FROM STACKER 1.
4. REMOVE THE LAST CONTROL STATEMENT AND THE DATA CARDS THAT FOLLOW IT FROM THE DECK OF CARDS REMOVED FROM STACKER 1.
5. PLACE THE CONTROL STATEMENT AND CORRECTED DATA CARDS IN FRONT OF THE CARDS IN THE PRIMARY HOPPER.
6. PRESS MFCU START.

CONSOLE INPUT-
 RE-ENTER STATEMENT.
 FOR UR5YDL AND UR5YVH, RE-ENTER LAST
 CONTROL STATEMENT AND CORRECTED DATA CARDS
 THAT FOLLOW IT.

3-- IMMEDIATE CANCEL.

5

13 REASON- ERROR IN 'ALT' STATEMENT.
 PROBABLE USER ERROR.

- UA5 A4 TOO MANY ALT STATEMENTS. ONLY FOUR ARE ALLOWED.
- UA5 AU BOTH ASSIGN AND UNASSIGN KEYWORDS FOUND.
- UA5 CX CONTINUATION IS INDICATED ON THE CONTROL STATEMENT BUT A CONTINUATION IS NOT VALID.
- UA5 DK DUPLICATE KEYWORD.
- UA5 IK INVALID KEYWORD. KEYWORD NOT PACK, UNIT, VERIFY, ASSIGN OR UNASSIGN.
- UA5 KM PACK OR UNIT KEYWORD IS MISSING.
- UA5 NP NO KEYWORDS OR PARAMETERS IN STATEMENT.
- UA5 P1 PACK KEYWORD MISSING, OR PARAMETER MISSING FOR PACK KEYWORD.

HALT	LOG	OPTIONS	REASON AND RECOVERY
UA5	P2		INVALID PARAMETER FOR PACK KEYWORD. PACK NAME MUST BE SIX CHARACTERS OR LESS, NO APOSTROPHES AND LEADING OR EMBEDDED BLANKS.
UA5	SE		FORMAT OR PUNCTUATION ERROR.
UA5	T1		PARAMETER MISSING FOR ASSIGN OR UNASSIGN KEYWORD.
UA5	T2		INVALID PARAMETER FOR ASSIGN OR UNASSIGN KEYWORD. MUST BE A TRACK NUMBER BETWEEN 8 AND 405.
UA5	T3		TOO MANY TRACKS GIVEN FOR ASSIGN OR UNASSIGN KEYWORD. ONLY SIX TRACKS ARE ALLOWED.
UA5	T4		THE PARAMETER FOR THE ASSIGN OR UNASSIGN KEYWORD CONTAINS DUPLICATE TRACK NUMBERS.
UA5	U1		NO PARAMETER FOR UNIT KEYWORD.
UA5	U2		INVALID PARAMETER FOR UNIT KEYWORD. IT MUST BE R1,R2,F1, OR F2.
UA5	US		PARAMETER FOR UNIT KEYWORD IS R2 OR F2, AND THAT UNIT IS NOT ON LINE.
UA5	V1		NO PARAMETER FOR VERIFY KEYWORD.
UA5	V2		INVALID PARAMETER FOR VERIFY KEYWORD. IT MUST BE A DECIMAL NUMBER BETWEEN 1 AND 255.

RECOVERY- 1-- CORRECT AND REREAD. CARD INPUT- NPRO
CARD IN ERROR, CORRECT, AND PLACE AHEAD
OF CARDS IN HOPPER.

CONSOLE INPUT-
RE-ENTER STATEMENT.

NOTE- FOR UA5 A4, DO NOT PERFORM THE
ACTION INDICATED IN OPTION 1
RECOVERY. DIAL 1 ON THE RIGHTMOST
ADDRESS/DATA SWITCH AND PRESS
CONSOLE START OR APPROPRIATE
HALT/RESET KEY IF YOU HAVE DPF.
THE LAST ALT STATEMENT IS IGNORED.

3-- IMMEDIATE CANCEL. IF THE ERROR STATEMENT
IS IN A PROCEDURE ON DISK, THE PROCEDURE
MUST BE REBUILT.

60

03

REASON- DEALLOCATING OR REALLOCATING LIBRARIES OR,
DELETING OR REPLACING ENTRIES ON THE SAME PACK
FROM WHICH THE SYSTEM OR LIBRARY MAINTENANCE
PROGRAM WAS LOADED.

PROBABLE USER ERROR.

LM60SY

RECOVERY- 0-- CONTINUE. IGNORE THE REQUEST FOR
DEALLOCATING, REALLOCATING OR DELETING
ENTRIES. FOR A COPY WITH THE REPLACE
FUNCTION, THE REPLACE WILL BE DONE.
HOWEVER, THIS METHOD IS NOT RECOMMENDED
FOR REPLACING ENTRIES SINCE UNPREDICTABLE
RESULTS MAY OCCUR.

3-- IMMEDIATE CANCEL.

61

03

REASON- ERROR FOUND WHEN ATTEMPTING TO COPY A SYSTEM.

PROBABLE USER ERROR.

LM61EP

ATTEMPTING TO COPY A SYSTEM OR ALL.ALL TO A LIBRARY
THAT IS NOT EMPTY, NOT ALLOCATED WITH SYSTEM-YES, OR
NOT ALLOCATED LARGE ENOUGH TO HOLD ENTRIES.

LM61NS

ATTEMPTING TO COPY A SYSTEM BUT IT DOES NOT EXIST ON THE
'FROM' PACK.

RECOVERY- 0-- CONTINUE. IGNORE THE REQUEST. NEXT
CONTROL STATEMENT IS READ.

3-- IMMEDIATE CANCEL.

62

013

REASON- ERROR IN CARDS BEING PLACED IN LIBRARY.

PROBABLE USER ERROR.

LM62NH

HEADER CARD MISSING ON OBJECT DECK.

LM62SQ

CARDS OUT OF SEQUENCE.

LM62TP

INCORRECT TYPE CARD.

RECOVERY- 0-- CONTINUE. IGNORE THE REQUEST. CARDS ARE READ THROUGH // CEND AND THEN NEXT CONTROL STATEMENT IS PROCESSED.

NOTE- IF YOU SELECT THIS OPTION WHEN REPLACING MODULES, THE MODULE BEING REPLACED WILL BE DELETED BUT THE NEW MODULE WILL NOT BE COPIED TO THE LIBRARY. THEREFORE, NEITHER THE OLD OR NEW MODULE IS IN THE LIBRARY.

1-- CORRECT CARD AND RETRY.

3-- IMMEDIATE CANCEL.

63

03 REASON- DIRECTORY ENTRY NOT FOUND OR, IN DELETE PROGRAM, IF THE ENTRY EXISTS, THE ATTRIBUTES DO NOT MATCH.

PROBABLE USER ERROR.

LM63NF

RECOVERY- 0-- CONTINUE. IGNORE THE REQUEST. NEXT CONTROL STATEMENT IS READ.

3-- IMMEDIATE CANCEL.

64

13 REASON- FUNCTIONAL OR SYNTAX ERROR ON ALLOCATE STATEMENT.

PROBABLE USER ERROR.

LM64MN

ATTEMPTING TO ALLOCATE AN OBJECT LIBRARY THAT IS LESS THAN THE MINIMUM SIZE REQUIRED.

LM64NO

'OBJECT-R' SPECIFIED ON ALLOCATE STATEMENT BUT THERE IS NO OBJECT LIBRARY.

LM64NS

'SOURCE-R' SPECIFIED ON ALLOCATE STATEMENT BUT THERE IS NO SOURCE LIBRARY.

LM64OA

ATTEMPT IS BEING MADE TO REALLOCATE THE OBJECT LIBRARY BUT IT IS BEING MADE TOO SMALL TO CONTAIN ALL PERMANENT ENTRIES.

LM64SA

ATTEMPT IS BEING MADE TO REALLOCATE THE SOURCE LIBRARY BUT IT IS BEING MADE TOO SMALL TO CONTAIN ALL PERMANENT ENTRIES.

RECOVERY- 1-- CORRECT THE CARD AND REREAD.
3-- IMMEDIATE CANCEL.



13 REASON- PACK SPECIFIED THAT IS NOT INITIALIZED.
PROBABLE USER ERROR.

LM65UN

RECOVERY- 1-- PERFORM ONE OF THE FOLLOWING-

1. MOUNT AN INITIALIZED PACK.
2. CHANGE UNIT SPECIFIED ON CONTROL STATEMENT AND REREAD.

3-- IMMEDIATE CANCEL.



13 REASON- ERROR WITH LOAD * FUNCTION.
PROBABLE USER ERROR.

LA66CM

OBJECT DECK IS INCOMPLETE. CARDS ARE MISSING AT END OF THE DECK.

LA66IC

INCORRECT CARD TYPE, NOT T OR R. OBJECT DECK CARDS HAVE T OR R IN COLUMN 1.

LA66NH

NO HEADER CARD. HEADER ON OBJECT DECK HAS H IN COLUMN 1.

LA66NR

ATTEMPTING TO PLACE AN OBJECT MODULE USING // LOAD * IN THE OBJECT LIBRARY AND THERE IS NOT ENOUGH ROOM IN THE LIBRARY.

LA66SQ

OBJECT DECK OUT OF SEQUENCE. SEQUENCE NUMBERS IN COLUMNS 93-96.

RECOVERY- 1-- RETRY. CORRECT AND REREAD.
3-- IMMEDIATE CANCEL.

HALT LOG OPTIONS REASON AND RECOVERY

SHEET 49

67

03 REASON- LIBRARY DOES NOT EXIST ON SPECIFIED PACK.
PROBABLE USER ERROR.
LM67NL RECOVERY- 0-- CONTINUE. REQUEST IS IGNORED. NEXT
CONTROL STATEMENT IS READ.
3-- IMMEDIATE CANCEL.

68

03 REASON- NO ROOM IN LIBRARY OR DIRECTORY. LIBRARY
MAINTENANCE.
PROBABLE USER ERROR.
LM68DF NO MORE DIRECTORY SPACE IS AVAILABLE FOR THE ENTRIES
BEING COPIED.
LM68LF NO ROOM EXISTS IN LIBRARY TO COPY SPECIFIED ENTRY OR
ENTRIES.
RECOVERY- 0-- CONTINUE. REQUEST IS IGNORED. NEXT
CONTROL STATEMENT IS READ.
3-- IMMEDIATE CANCEL.

69

3 REASON- UNRECOVERABLE DISK ERROR WHILE USING A DISK
LIBRARY. IF LOG IS ON, THE NAME OF THE PACK
IN ERROR WAS LOGGED BY THE OX HALT. THE PACK
IS REFERENCED ON THE LAST USED LIBRARY
STATEMENT.
DEPENDING ON THE OPERATION IN PROGRESS WHEN THE
ERROR OCCURRED, THE FOLLOWING CONDITIONS EXIST-
1. IF ERROR IS ON 'TO' PACK, THE TO PACK IS BAD
AND THE LIBRARY MUST BE RECREATED FROM THE
MASTER PACK OR DECK. RUN ALTERNATE TRACK
ASSIGNMENT FIRST TO CHECK FOR BAD TRACK.
2. IF ERROR IS ON 'FROM' PACK, RUN ALTERNATE
TRACK ASSIGNMENT TO CHECK FOR BAD TRACK.
IF NO ALTERNATE IS ASSIGNED, RERUN JOB.
IF ALTERNATE TRACK INDICATES ERRORS DURING
TRANSFER OF DATA, RECREATE LIBRARY.
3. IF ERROR IS ON 'WORK' PACK, CONSIDER THAT
WORK AND TO PACKS ARE BAD. ASSIGN ALTERNATE
TRACK TO WORK PACK, IF NECESSARY, AND RERUN
JOB.
4. IF LOG WAS OFF FOR OX HALT, RUN ALTERNATE
TRACK ASSIGNMENT ON ALL PACKS ASSOCIATED
WITH THIS JOB. RERUN JOB WITH LOG ON.
LM69HE RECOVERY- 3-- IMMEDIATE CANCEL.

6A

LOG	OPTIONS	REASON AND RECOVERY
	13	REASON- ERROR IN LIBRARY MAINTENANCE CONTROL STATEMENTS. PROBABLE USER ERROR.
LM6AAL		'SOURCE' OR 'OBJECT' KEYWORD OR KEYWORD PARAMETER IS MISSING OR INVALID.
LM6AAZ		'SYSTEM' KEYWORD OR KEYWORD PARAMETER IS MISSING OR INVALID.
LM6AD2		'FROM', 'TO', OR 'WORK' PARAMETER IS R2 OR F2 AND THAT UNIT IS NOT AVAILABLE.
LM6ADK		CONTROL STATEMENT CONTAINS A DUPLICATE KEYWORD.
LM6AFM		INVALID OR MISSING 'FROM' KEYWORD OR KEYWORD PARAMETER.
LM6AIK		CONTROL STATEMENT CONTAINS AN INVALID KEYWORD.
LM6AIS		FIRST THREE COLUMNS DO NOT CONTAIN // BLANK.
LM6AIV		WRONG CONTROL STATEMENT FOR THIS PROGRAM.
LM6ALB		INVALID OR MISSING 'LIBRARY' KEYWORD OR KEYWORD PARAMETER.
LM6ANK		NO KEYWORDS OR KEYWORD PARAMETERS EXIST ON CONTROL STATEMENT.
LM6ANM		INVALID OR MISSING 'NAME' KEYWORD OR KEYWORD PARAMETER.
LM6ANU		INVALID OR MISSING 'NEWNAME' KEYWORD OR KEYWORD PARAMETER.
LM6ART		INVALID OR MISSING 'RETAIN' KEYWORD OR KEYWORD PARAMETER.
LM6AST		FORMAT OR PUNCTUATION ERROR.
LM6ATO		INVALID OR MISSING 'TO' KEYWORD OR KEYWORD PARAMETER.
LM6AWK		INVALID OR MISSING 'WORK' KEYWORD OR KEYWORD PARAMETER.
		RECOVERY- 1-- CORRECT STATEMENT AND RETRY. 3-- IMMEDIATE CANCEL.

6C

13 REASON- NO SPACE AVAILABLE ON PACK.
 PROBABLE USER ERROR.

LM6CSP NOT ENOUGH SPACE AVAILABLE ON PACK FOR WHICH ALLOCATION IS BEING PERFORMED.

LM6CSW SPACE NEEDED ON WORK PACK IS NOT AVAILABLE.

RECOVERY- 1-- CORRECT AND RETRY.
 FOR LM6CSP, ALLOCATE A SMALLER SIZE OR ALLOCATE TO A DIFFERENT PACK AND REREAD ALLOCATE STATEMENT.
 FOR LM6CSW, REQUEST IS IGNORED AND THE NEXT CONTROL STATEMENT IS READ.

3-- IMMEDIATE CANCEL.

FOR LM6CSW, SPECIFY A DIFFERENT WORK PACK ON ALLOCATE STATEMENT AND RERUN JOB.

6E

03 REASON- A DUPLICATE NAME EXISTS WHEN REPLACING AN ENTRY.
 PROBABLE USER ERROR.

LM6EDP RECOVERY- 0-- CONTINUE. THE OLD ENTRY IS DELETED AND IS REPLACED WITH THE NEW ENTRY.

3-- IMMEDIATE CANCEL.

6F

3 REASON- UNCORRECTED MFCU ERROR.

MR6FAC MFCU ERROR DURING DATA RECORD PROGRAM RUN.

MV6FAC MFCU ERROR DURING DATA VERIFY PROGRAM RUN.

RECOVERY- 3-- IMMEDIATE CANCEL.

64

03 REASON- ERROR FOUND WHEN REPLACING ENTRIES.
 PROBABLE USER ERROR.

LM6HDP NEWNAME ON RENAME STATEMENT IS A DUPLICATE OF ONE IN THE DIRECTORY.

LM6HDT ATTEMPTING TO REPLACE PERMANENT ENTRY WITH A TEMPORARY ENTRY.

RECOVERY- 0-- CONTINUE. THE REQUEST IS IGNORED AND THE NEXT CONTROL STATEMENT IS READ.

3-- IMMEDIATE CANCEL.

64

13 REASON- NO CONTROL STATEMENTS BETWEEN RUN AND END STATEMENTS.
 PROBABLE USER ERROR.

LM6JCC RECOVERY- 1-- INSERT CORRECT CONTROL STATEMENTS BETWEEN RUN AND END STATEMENTS.

3-- IMMEDIATE CANCEL.

64

3 REASON- LOG DEVICE REQUIRED FOR THIS PROGRAM.

UA6L LOG DEVICE MUST BE ON.

UI6L LOG DEVICE MUST BE ON.

RECOVERY- 3-- IMMEDIATE CANCEL. SUPPLY LOG ON STATEMENT AND RERUN JOB.

HALT LOG OPTIONS REASON AND RECOVERY

63

03 REASON- TOO MANY ALLOCATIONS IN ONE JOB, MAXIMUM IS
FOUR, OR ATTEMPTING TO ALLOCATE THE SAME DISK
SPACE A SECOND TIME FOR THIS JOB.

PROBABLE USER ERROR.

LM6PAL

RECOVERY- 0-- CONTINUE. THE REQUEST IS IGNORED. THE
NEXT CONTROL STATEMENT IS READ.

3-- IMMEDIATE CANCEL. RELOAD \$MAINT TO
PERFORM ALLOCATION.

64

13 REASON- NO NEWNAME WHEN COPYING AN ENTRY TO THE SAME
LIBRARY.

PROBABLE USER ERROR.

LM6YNN

RECOVERY- 1-- PERFORM ONE OF THE FOLLOWING-

1. ADD A NEWNAME KEYWORD AND PARAMETER TO
THE COPY STATEMENT AND REREAD
STATEMENT.
2. IGNORE REQUEST. NEXT CONTROL
STATEMENT IS READ.

3-- IMMEDIATE CANCEL.

6

03 REASON- ERROR IN CARDS BEING PLACED IN LIBRARY.
PROBABLE USER ERROR.

LM6 BC INVALID CHARACTER IN SOURCE RECORD.

LM6 CM INCOMPLETE OBJECT DECK. CARDS MISSING AT END OF DECK.

LM6 ND NO DATA CARDS BETWEEN // COPY AND // CEND CONTROL STATEMENTS.

RECOVERY- 0-- CONTINUE. REQUEST IS IGNORED. NEXT CONTROL STATEMENT IS READ.

3-- IMMEDIATE CANCEL.

6-

0 REASON- THIS IS A WARNING. A SOURCE OR PROCEDURE ENTRY CONTAINING A BLANK CARD OR STATEMENT HAS BEEN PLACED IN THE SOURCE OR PROCEDURE LIBRARY.

PROBABLE USER ERROR.

LM6-BC RECOVERY- 0-- CONTINUE.

NOTE- THE PROCEDURE SHOULD BE REBUILT SINCE THIS PROCEDURE PLACED IN THE LIBRARY CANNOT BE USED.

6'

13 REASON- // CEND EXPECTED BUT NOT FOUND.

PROBABLE USER ERROR.

LM6'CE RECOVERY- 1-- RETRY. INSERT // CEND STATEMENT.

3-- IMMEDIATE CANCEL.

70

0

REASON- PARTITION STATEMENT WAS READ, BUT THE SYSTEM
DOES NOT HAVE THE DUAL PROGRAMMING FEATURE.

PROBABLE USER ERROR.

CR70

RECOVERY- 0-- IGNORE PARTITION STATEMENT AND CONTINUE.

71

03

REASON- STATEMENT IDENTIFIER MISSING.

PROBABLE USER ERROR.

CR71

RECOVERY- 0-- IGNORE STATEMENT AND CONTINUE.

3-- IMMEDIATE CANCEL.

72

23

REASON- STATEMENT IDENTIFIER MISSING.

PROBABLE USER ERROR.

CR72

RECOVERY- 2-- REMAINING OCL WILL BE READ AND SCANNED,
BUT JOB WILL NOT BE EXECUTED.

3-- IMMEDIATE CANCEL.

73

0

REASON- A PARTITION STATEMENT WAS GIVEN IN PROGRAM
LEVEL 2, OR PROGRAM LEVEL 2 WAS ACTIVE WHEN A
PARTITION STATEMENT WAS GIVEN IN PROGRAM
LEVEL 1.

PROBABLE USER ERROR.

CR73

RECOVERY- 0-- CONTINUE. IGNORE PARTITION STATEMENT.

74

3 REASON- /& BETWEEN // LOAD OR // CALL, AND // RUN.
PROBABLE USER ERROR.
CR74 RECOVERY- 3-- IMMEDIATE CANCEL.

75

23 REASON- EXTRANEIOUS STATEMENT. NOT //, OR /& IN COLUMNS 1
AND 2, OR * IN COLUMN 1.
PROBABLE USER ERROR.
CR75 RECOVERY- 2-- REMAINING OCL WILL BE READ AND SCANNED,
BUT JOB WILL NOT BE EXECUTED.
3-- IMMEDIATE CANCEL.

76

03 REASON- EXTRANEIOUS STATEMENT. NOT //, OR /& IN COLUMNS 1
AND 2, OR * IN COLUMN 1.
PROBABLE USER ERROR.
CR76 RECOVERY- 0-- IGNORE STATEMENT AND CONTINUE.
3-- IMMEDIATE CANCEL.

77

23 REASON- INVALID STATEMENT IDENTIFIER.
PROBABLE USER ERROR.
CR77 RECOVERY- 2-- REMAINING OCL WILL BE READ AND SCANNED,
BUT JOB WILL NOT BE EXECUTED.
3-- IMMEDIATE CANCEL.

78

CR78

03

REASON- INVALID STATEMENT IDENTIFIER.

PROBABLE USER ERROR.

RECOVERY- 0-- IGNORE STATEMENT AND CONTINUE.

3-- IMMEDIATE CANCEL.

79

CR79

23

REASON- CONTINUATION OF OCL STATEMENT WAS EXPECTED BUT NOT RECEIVED.

PROBABLE USER ERROR.

RECOVERY- 2-- REMAINING OCL WILL BE READ AND SCANNED, BUT JOB WILL NOT BE EXECUTED.

3-- IMMEDIATE CANCEL.

7A

CR7A

3

REASON- A SECOND LOAD OR CALL STATEMENT HAS BEEN READ PRIOR TO READING A RUN STATEMENT.

PROBABLE USER ERROR.

RECOVERY- 3-- IMMEDIATE CANCEL. THE OCL READ PRIOR TO THE SECOND LOAD OR CALL STATEMENT WILL BE IGNORED. IF THE LOAD OR CALL STATEMENT JUST READ BELONGS TO THE NEXT JOB, IT MUST BE REREAD.

7C

CR7C

03

REASON- COMPILE STATEMENT FOUND BETWEEN JOBS. COMPILE STATEMENT MUST BE BETWEEN // LOAD OR // CALL, AND // RUN.

PROBABLE USER ERROR.

RECOVERY- 0-- IGNORE COMPILE STATEMENT AND CONTINUE.

3-- IMMEDIATE CANCEL.

7E

03 REASON- DATE STATEMENT FOUND BETWEEN JOBS.
DATE STATEMENT MUST BE BETWEEN // LOAD OR
// CALL, AND // RUN.

PROBABLE USER ERROR.

CR7E

RECOVERY- 0-- IGNORE DATE STATEMENT AND CONTINUE.
3-- IMMEDIATE CANCEL.

7F

03 REASON- FILE STATEMENT FOUND BETWEEN JOBS.
FILE STATEMENT MUST BE BETWEEN // LOAD OR
// CALL, AND // RUN.

PROBABLE USER ERROR.

CR7F

RECOVERY- 0-- IGNORE FILE STATEMENT AND CONTINUE.
3-- IMMEDIATE CANCEL.

7H

03 REASON- SWITCH STATEMENT FOUND BETWEEN JOBS.
SWITCH STATEMENT MUST BE BETWEEN // LOAD OR
// CALL, AND // RUN.

PROBABLE USER ERROR.

CR7H

RECOVERY- 0-- IGNORE SWITCH STATEMENT AND CONTINUE.
3-- IMMEDIATE CANCEL.

7J


23 REASON- READER STATEMENT FOUND BETWEEN LOAD OR CALL
STATEMENT, AND RUN STATEMENT.


PROBABLE USER ERROR.


CR7J

RECOVERY- 2-- REMAINING OCL WILL BE READ AND SCANNED,
BUT JOB WILL NOT BE EXECUTED.

3-- IMMEDIATE CANCEL.

<u>HALT</u>	<u>LOG</u>	<u>OPTIONS</u>	<u>REASON AND RECOVERY</u>	<u>SHEET 59</u>
		03	REASON- ERROR IN CARDS BEING PLACED IN LIBRARY. PROBABLE USER ERROR. INVALID CHARACTER IN SOURCE RECORD. INCOMPLETE OBJECT DECK. CARDS MISSING AT END OF DECK. NO DATA CARDS BETWEEN COPY AND CEND CONTROL STATEMENTS. RECOVERY- 0-- CONTINUE. REQUEST IS IGNORED. NEXT CONTROL STATEMENT IS READ. 3-- IMMEDIATE CANCEL.	
	LM6 BC			
	LM6 CM			
	LM6 ND			

		0	REASON- THIS IS A WARNING. A SOURCE OR PROCEDURE ENTRY CONTAINING A BLANK CARD OR STATEMENT IS ABOUT TO BE PLACED IN THE SOURCE OR PROCEDURE LIBRARY. PROBABLE USER ERROR. RECOVERY- 0-- CONTINUE. THE ENTRY CONTAINING BLANKS IS PLACED IN THE LIBRARY. THE ENTRY CANNOT BE USED AND MUST BE REBUILT.	
	LM6-BC			

		13	REASON- CEND STATEMENT EXPECTED BUT NOT FOUND. PROBABLE USER ERROR. RECOVERY- 1-- RETRY. INSERT CEND STATEMENT. 3-- IMMEDIATE CANCEL.	
	LM6'CE			

HALT

LOG

OPTIONS

REASON AND RECOVERY

SHEET 60

70

CR70

3

REASON- TOO MANY OVERRIDE STATEMENTS FOR PROCEDURE.
MAXIMUM IS 25.

PROBABLE USER ERROR.

RECOVERY- 3-- IMMEDIATE CANCEL.

71

CR71

03

REASON- STATEMENT IDENTIFIER MISSING.

PROBABLE USER ERROR.

RECOVERY- 0-- IGNORE STATEMENT AND CONTINUE.

3-- IMMEDIATE CANCEL.

72

CR72

23

REASON- STATEMENT IDENTIFIER MISSING.

PROBABLE USER ERROR.

RECOVERY- 2-- REMAINING OCL WILL BE READ AND SCANNED,
BUT JOB WILL NOT BE EXECUTED.

3-- IMMEDIATE CANCEL.

73

CR73

0

REASON- A PARTITION STATEMENT WAS GIVEN IN PROGRAM
LEVEL 2, OR PROGRAM LEVEL 2 WAS ACTIVE WHEN A
PARTITION STATEMENT WAS GIVEN IN PROGRAM
LEVEL 1.

PROBABLE USER ERROR.

RECOVERY- 0-- CONTINUE. IGNORE PARTITION STATEMENT.

83

23 REASON- LOAD * STATEMENT INVALID IN PROGRAM LEVEL 2.
PROBABLE USER ERROR.

CR83P2 RECOVERY- 2-- REMAINING OCL WILL BE READ AND SCANNED,
BUT JOB WILL NOT BE EXECUTED.

3-- IMMEDIATE CANCEL.

84

3 REASON- ERROR IN 'CALL' STATEMENT.
PROBABLE USER ERROR.

CR8401 FIRST CHARACTER OF PROCEDURE NAME INVALID.

CR8402 INVALID CHARACTER IN PROCEDURE NAME.

CR8403 PROCEDURE NAME EXCEEDS SIX CHARACTERS.

CR8404 INVALID UNIT. UNIT SPECIFIED IS NOT R1, R2, F1, OR F2.

CR8405 F2 OR R2 SPECIFIED AS UNIT, BUT THE UNIT IS NOT ON LINE.

CR840N NO PROCEDURE NAME SPECIFIED.

CR840P NO PARAMETERS FOUND.

CR840U NO UNIT SPECIFIED.

RECOVERY- 3-- IMMEDIATE CANCEL.

85

23 REASON- SECOND SWITCH STATEMENT FOUND. A SWITCH
STATEMENT HAS ALREADY BEEN SPECIFIED FOR THIS
JOB.

PROBABLE USER ERROR.

CR85 RECOVERY- 2-- REMAINING OCL WILL BE READ AND SCANNED,
BUT JOB WILL NOT BE EXECUTED.

3-- IMMEDIATE CANCEL.

86

23 REASON- INVALID PARAMETER IN 'SWITCH' STATEMENT.
PROBABLE USER ERROR.

CR8601 MORE THAN EIGHT CHARACTERS IN PARAMETER.

CR8602 FEWER THAN EIGHT CHARACTERS IN PARAMETER.

CR8603 CHARACTER OTHER THAN X,1,OR 0 SPECIFIED IN PARAMETER.

CR8604 NO PARAMETER SPECIFIED.

RECOVERY- 2-- REMAINING OCL IS READ AND SCANNED, BUT
JOB IS NOT EXECUTED.

3-- IMMEDIATE CANCEL.

88

13 REASON- PROCEDURE NOT FOUND IN SOURCE LIBRARY ON
SPECIFIED UNIT.

PROBABLE USER ERROR.

CR88 RECOVERY- 1-- MOUNT CORRECT PACK AND RETRY.

3-- IMMEDIATE CANCEL.

89

01 REASON- SYSTEM DATE ALREADY SPECIFIED.

PROBABLE USER ERROR.

CR89 RECOVERY- 0-- CONTINUE. IGNORE DATE.

1-- IGNORE PREVIOUS DATE AND ACCEPT THIS DATE
AS SYSTEM DATE.

0 REASON- INVALID DATE,OR DATE SPECIFIED INCORRECTLY ON
'DATE' STATEMENT.
PROBABLE USER ERROR.

CR8A01 DATE SPECIFIED INCORRECTLY.

CR8A02 DATE PARAMETER MISSING.

RECOVERY- 0-- PROCEED. A CORRECT SYSTEM DATE MUST BE
GIVEN BEFORE FIRST JOB.

23 REASON- SECOND DATE STATEMENT FOUND. DATE STATEMENT
ALREADY RECEIVED FOR THIS JOB.
PROBABLE USER ERROR.

CR8C RECOVERY- 2-- REMAINING OCL WILL BE READ AND SCANNED,
BUT JOB WILL NOT BE EXECUTED.

3-- IMMEDIATE CANCEL.

23 REASON- DATE PARAMETER MISSING OR INVALID.
PROBABLE USER ERROR.

CR8E01 DATE SPECIFIED INCORRECTLY.

CR8E02 DATE PARAMETER MISSING.

RECOVERY- 2-- REMAINING OCL WILL BE READ AND SCANNED,
BUT JOB WILL NOT BE EXECUTED.

3-- IMMEDIATE CANCEL.

84

3

REASON- FIRST STATEMENT IN PROCEDURE IS NOT A 'LOAD'
STATEMENT.

PROBABLE USER ERROR.

CR8H

RECOVERY- 3-- IMMEDIATE CANCEL. REBUILD PROCEDURE.

8J

0

REASON- INVALID PARAMETER IN 'READER' STATEMENT.

PROBABLE USER ERROR.

CR8JID

INVALID DEVICE SPECIFIED.

CR8JND

NO PARAMETER SPECIFIED.

RECOVERY- 0-- CONTINUE. SYSTEM INPUT DEVICE IS NOT
CHANGED.

8L

0

REASON- DESIRED SYSTEM INPUT DEVICE IS NOT AVAILABLE.

PROBABLE USER ERROR.

CR8L

RECOVERY- 0-- CONTINUE. SYSTEM INPUT DEVICE IS NOT
CHANGED.

8P

0

REASON- DESIRED SYSTEM INPUT DEVICE WAS NOT DEFINED AS
PART OF SYSTEM AT SYSTEM GENERATION.

PROBABLE USER ERROR.

CR8P

RECOVERY- 0-- CONTINUE. SYSTEM INPUT DEVICE IS NOT
CHANGED.

84

0

REASON- NO LOGGING CAN BE DONE. LOG WAS TURNED OFF IN
OTHER PROGRAM LEVEL. DPF ONLY.

PROBABLE USER ERROR.

CR8Y

RECOVERY- 0-- CONTINUE. LOG STATUS IS UNCHANGED.

8-

023

REASON- LOGGING IS REQUESTED, BUT CANNOT BE DONE
BECAUSE LOG WAS TURNED OFF BY OTHER PROGRAM
LEVEL. DPF ONLY.

PROBABLE USER ERROR.

CR8-

RECOVERY- 0-- CONTINUE. LOG STATUS IS UNCHANGED.

2-- REMAINING OCL WILL BE READ AND SCANNED,
BUT JOB WILL NOT BE EXECUTED.

3-- IMMEDIATE CANCEL.

90

0

REASON- 'PAUSE' STATEMENT READ. CHECK PRINTER OUTPUT OR
PROGRAM RUN SHEET FOR INSTRUCTIONS.

CR90

RECOVERY- 0-- CONTINUE.

91

023

REASON- 'PAUSE' STATEMENT READ. CHECK PRINTER OUTPUT
OR PROGRAM RUN SHEET FOR INSTRUCTIONS.

CR91

RECOVERY- 0-- CONTINUE.

2-- CONTROLLED CANCEL. REMAINING OCL IS
READ AND CHECKED.

3-- IMMEDIATE CANCEL. OCL IS READ BUT NOT
CHECKED.

92

CR92

23 REASON- 'COMPILE' STATEMENT ALREADY RECEIVED FOR THIS JOB.

PROBABLE USER ERROR.

RECOVERY- 2-- CONTROLLED CANCEL. REMAINING OCL IS READ AND CHECKED.

3-- IMMEDIATE CANCEL. OCL IS READ BUT NOT CHECKED.

93

CR93AE

CR93AP

23 REASON- ERROR IN 'COMPILE' STATEMENT.

PROBABLE USER ERROR.

ABNORMAL END OF STATEMENT.

FORMAT OR PUNCTUATION ERROR.

RECOVERY- 2-- CONTROLLED CANCEL. REMAINING OCL IS READ AND CHECKED.

3-- IMMEDIATE CANCEL. OCL IS READ BUT NOT CHECKED.

94

CR94DK

CR94IK

23 REASON- ERROR IN 'COMPILE' STATEMENT.

PROBABLE USER ERROR.

DUPLICATE KEYWORD.

INVALID KEYWORD.

RECOVERY- 2-- CONTROLLED CANCEL. REMAINING OCL IS READ AND CHECKED.

3-- IMMEDIATE CANCEL. OCL IS READ BUT NOT CHECKED.

95

23 REASON- ERROR IN 'COMPILE' STATEMENT.
PROBABLE USER ERROR.

CR9501 'SOURCE NAME' DOES NOT CONSIST OF A SINGLE PARAMETER.
CR9502 FIRST CHARACTER OF SOURCE NAME INVALID.
CR9504 SOURCE NAME EXCEEDS SIX CHARACTERS.
CR9505 'UNIT' DOES NOT CONSIST OF A SINGLE PARAMETER.
CR9506 UNIT PARAMETER IS NOT F1, R1, F2, OR R2.
CR9507 F2 OR R2 SPECIFIED ON UNIT PARAMETER, BUT THESE UNITS
ARE NOT ON LINE.
CR9508 'OBJECT' PARAMETER DOES NOT CONSIST OF SINGLE PARAMETER.
CR9509 'OBJECT' PARAMETER IS NOT R1, R2, F1, OR F2.
CR950A F2 OR R2 SPECIFIED ON OBJECT PARAMETER, BUT THESE UNITS
ARE NOT ON LINE.
CR950B SOURCE OR UNIT PARAMETER MISSING.
CR950C NO PARAMETERS SPECIFIED.

RECOVERY- 2-- CONTROLLED CANCEL. REMAINING OCL IS
READ AND CHECKED.

3-- IMMEDIATE CANCEL. OCL IS READ BUT NOT
CHECKED.

96

023 REASON- A SYSTEM ERROR HAS OCCURRED. AN OCL ERROR HAS
BEEN FOUND, BUT THE SYSTEM CANNOT RESOLVE THE
ERROR. HOWEVER, YOU STILL MAY BE ABLE TO
DETERMINE WHAT IS WRONG WITH THE OCL STATEMENT.

CR96 RECOVERY- 0-- CONTINUE.

2-- CONTROLLED CANCEL.

3-- IMMEDIATE CANCEL.

NOTE- IF POSSIBLE, TAKE A CORE STORAGE DUMP.
FOR INFORMATION ON HOW TO TAKE A CORE STORAGE
DUMP, SEE IBM SYSTEM/3 DISK SYSTEM OPERATOR'S
GUIDE, GC21-7508. CONTACT IBM FOR PROGRAMMING
SUPPORT.

97

0 REASON- ERROR IN 'LOG' STATEMENT.
PROBABLE USER ERROR.

CR970P NO PARAMETER SPECIFIED.

CR972P LOGGING DEVICE SPECIFIED IN PROGRAM LEVEL 2.

CR971P INVALID PARAMETER.

RECOVERY- 0-- CONTINUE.

98

23 REASON- ERROR IN 'LOG' STATEMENT.
PROBABLE USER ERROR.

CR980P NO PARAMETER SPECIFIED.

CR982P LOGGING DEVICE SPECIFIED IN PROGRAM LEVEL 2.

CR981P INVALID PARAMETER.

RECOVERY- 2-- CONTROLLED CANCEL. REMAINING OCL IS
READ AND CHECKED.

3-- IMMEDIATE CANCEL. OCL IS READ BUT NOT
CHECKED.

99

023 REASON- ERROR IN 'LOG' STATEMENT.
PROBABLE USER ERROR.

CR990P NO PARAMETER SPECIFIED.

CR992P LOGGING DEVICE SPECIFIED IN PROGRAM LEVEL 2.

CR991P INVALID PARAMETER.

RECOVERY- 0-- CONTINUE.

2-- CONTROLLED CANCEL. REMAINING OCL IS READ
AND CHECKED.

3-- IMMEDIATE CANCEL. OCL IS READ BUT NOT
CHECKED.

HALT

LOG

OPTIONS

REASON AND RECOVERY

SHEET 69



3

REASON- MORE THAN NINE LEVELS OF PROCEDURES HAVE BEEN CALLED.

PROBABLE USER ERROR.

CR8H

RECOVERY- 3-- IMMEDIATE CANCEL.



0

REASON- INVALID PARAMETER IN READER STATEMENT.

PROBABLE USER ERROR.

CR8JID

INVALID DEVICE SPECIFIED.

CR8JND

NO PARAMETER SPECIFIED.

RECOVERY- 0-- CONTINUE. SYSTEM INPUT DEVICE IS NOT CHANGED.



0

REASON- DESIRED SYSTEM INPUT DEVICE IS BEING USED BY THE OTHER LEVEL.

PROBABLE USER ERROR.

CR8L

RECOVERY- 0-- CONTINUE. SYSTEM INPUT DEVICE IS NOT CHANGED.



0

REASON- DESIRED SYSTEM INPUT DEVICE WAS NOT DEFINED AS PART OF SYSTEM AT SYSTEM GENERATION.

PROBABLE USER ERROR.

CR8P

RECOVERY- 0-- CONTINUE. SYSTEM INPUT DEVICE IS NOT CHANGED.

HALT

LOG

OPTIONS

REASON AND RECOVERY

23 REASON- INVALID HIKEY PARAMETER IN THE FILE STATEMENT.
A NON-ZONED NUMERIC CHARACTER WAS FOUND IN A HIKEY-P
PARAMETER.
CR8UIP
THE PARAMETERS IN THE SUBLIST ARE NOT THE SAME LENGTH.
CR8UKL
THE HIKEY PARAMETER LENGTH IS GREATER THAN 29
CHARACTERS.
CR8ULO
THE HIKEY-P LENGTH IS GREATER THAN 15 ZONED NUMERIC
CHARACTERS.
CR8UPL
THE HIKEY PARAMETERS ARE NOT IN ASCENDING SEQUENCE.
CR8USQ
RECOVERY- 2-- CONTROLLED CANCEL.
3-- IMMEDIATE CANCEL.

0 REASON- NO LOGGING CAN BE DONE. LOG WAS TURNED OFF IN
OTHER PROGRAM LEVEL. DPF ONLY.
PROBABLE USER ERROR.
CR8Y RECOVERY- 0-- CONTINUE. LOG STATUS IS UNCHANGED..
IF THIS PROGRAM LEVEL HAS REQUESTED A DIFFERENT
LOGGING DEVICE, THE NEW DEVICE IS USED WHEN THE
LOG IS TURNED ON.

023 REASON- LOGGING IS REQUESTED, BUT CANNOT BE DONE
BECAUSE LOG WAS TURNED OFF BY OTHER PROGRAM
LEVEL. DPF ONLY.
PROBABLE USER ERROR.
CR8- RECOVERY- 0-- CONTINUE. LOG STATUS IS UNCHANGED.
2-- REMAINING OCL WILL BE READ AND SCANNED,
BUT JOB WILL NOT BE EXECUTED.
3-- IMMEDIATE CANCEL.

CR9L08	LINES PARAMETER MISSING OR IS 0.
CR9L09	NO PARAMETER SPECIFIED.
CR9L0A	LINES PARAMETER CONTAINS A NON-NUMERIC CHARACTER.
CR9L0B	LINES PARAMETER SHOULD NOT BE SUBSCRIPTED-XXX,XXX. RECOVERY- 0-- CONTINUE. IGNORE FORMS STATEMENT. 2-- CONTROLLED CANCEL. REMAINING OCL IS READ AND CHECKED. 3-- IMMEDIATE CANCEL. OCL IS READ BUT NOT CHECKED.



	23	REASON- ERROR IN 'FORMS' STATEMENT. PROBABLE USER ERROR.
CR9P01		DUPLICATE KEYWORD.
CR9P02		INVALID KEYWORD.
CR9P03		ABNORMAL END OF STATEMENT.
CR9P04		FORMAT OR PUNCTUATION ERROR.
CR9P05		INVALID DEVICE PARAMETER.
CR9P06		INVALID DEVICE OR DEVICE NOT SUPPORTED.
CR9P07		LINES GREATER THAN 112.
CR9P08		LINES PARAMETER MISSING OR IS 0.
CR9P09		NO PARAMETERS SPECIFIED.
CR9P0A		LINE PARAMETER CONTAINS A NON-NUMERIC CHARACTER.
CR9P0B		LINES PARAMETER SHOULD NOT BE SUBSCRIPTED-XXX,XXX. RECOVERY- 2-- CONTROLLED CANCEL. REMAINING OCL IS READ AND CHECKED. 3-- IMMEDIATE CANCEL. OCL IS READ BUT NOT CHECKED.

HALT

LOG

OPTIONS

REASON AND RECOVERY

SHEET 72

94

03

REASON- 'IMAGE' STATEMENT ALREADY ACCEPTED BY OTHER
PROGRAM LEVEL.

PROBABLE USER ERROR.

CR9U

RECOVERY- 0-- CONTINUE. IGNORE IMAGE STATEMENT.

3-- IMMEDIATE CANCEL.

94

23

REASON- DESIRED LOGGING DEVICE NOT DEFINED AS PART OF
THE SYSTEM AT SYSTEM GENERATION.

PROBABLE USER ERROR.

CR9Y

RECOVERY- 2-- CONTROLLED CANCEL. REMAINING OCL IS
READ AND CHECKED.

3-- IMMEDIATE CANCEL. OCL IS READ BUT NOT
CHECKED.

9

03

REASON- OTHER PROGRAM LEVEL HAS ALREADY READ IN 'FORMS'
STATEMENT. DPF ONLY.

PROBABLE USER ERROR.

CR9

RECOVERY- 0-- CONTINUE. IGNORE THIS FORMS STATEMENT.

3-- IMMEDIATE CANCEL.

9-

023

REASON- DESIRED LOGGING DEVICE WAS NOT DEFINED AS PART
OF THE SYSTEM AT SYSTEM GENERATION.

PROBABLE USER ERROR.

CR9-

RECOVERY- 0-- CONTINUE. LOGGING DEVICE IS UNCHANGED.
RESUBMIT A CORRECT LOG STATEMENT.

2-- REMAINING OCL WILL BE READ AND SCANNED,
BUT JOB WILL NOT BE EXECUTED.

3-- IMMEDIATE CANCEL.

91

0 REASON- DESIRED LOGGING DEVICE WAS NOT
DEFINED AS PART OF THE SYSTEM AT SYSTEM
GENERATION.

PROBABLE USER ERROR.

CR9'

RECOVERY- 0-- CONTINUE. LOGGING DEVICE IS UNCHANGED.
SUBMIT A CORRECT LOG STATEMENT TO CHANGE
LOGGING DEVICE.

A0

23 REASON- FORMAT OR PUNCTUATION ERROR IN 'FILE' STATEMENT.
PROBABLE USER ERROR.

CRA0AE

ABNORMAL END OF STATEMENT, OR CONTINUATION WAS INDICATED
BUT THE NEXT STATEMENT PROCESSED WAS NOT THE CORRECT
CONTINUATION STATEMENT.

CRA0AP

INCORRECT PUNCTUATION.

RECOVERY- 2-- CONTROLLED CANCEL. REMAINING OCL FOR JOB
IS READ AND CHECKED.

3-- IMMEDIATE CANCEL. REMAINING OCL FOR JOB
IS READ BUT NOT CHECKED.

A1

23 REASON- KEYWORD ERROR IN 'FILE' STATEMENT.
PROBABLE USER ERROR.

CRA1DK

DUPLICATE KEYWORD.

CRA1IK

INVALID KEYWORD.

RECOVERY- 2-- CONTROLLED CANCEL. REMAINING OCL FOR JOB
IS READ AND CHECKED.

3-- IMMEDIATE CANCEL. REMAINING OCL FOR JOB
IS READ BUT NOT CHECKED.

A2

LOG	OPTIONS	REASON AND RECOVERY
	23	REASON- PARAMETER ERROR IN 'FILE' STATEMENT. PROBABLE USER ERROR.
CRA201		INVALID NAME PARAMETER.
CRA202		INVALID UNIT PARAMETER.
CRA203		INVALID PACK PARAMETER.
CRA204		INVALID LABEL PARAMETER.
CRA205		INVALID RETAIN PARAMETER.
CRA206		INVALID DATE PARAMETER.
CRA207		INVALID RECORDS PARAMETER.
CRA208		INVALID TRACKS PARAMETER.
CRA209		INVALID LOCATION PARAMETER.
CRA20P		NO PARAMETERS SPECIFIED.
		RECOVERY- 2-- CONTROLLED CANCEL. REMAINING OCL FOR JOB IS READ AND CHECKED.
		3-- IMMEDIATE CANCEL. REMAINING OCL FOR JOB IS READ BUT NOT CHECKED.

A3

LOG	OPTIONS	REASON AND RECOVERY
	23	REASON- MISSING PARAMETER ON 'FILE' STATEMENT. PROBABLE USER ERROR.
CRA3NN		NAME PARAMETER MISSING.
CRA3NP		PACK PARAMETER MISSING.
CRA3NU		UNIT PARAMETER MISSING.
		RECOVERY- 2-- CONTROLLED CANCEL. REMAINING OCL FOR JOB IS READ AND CHECKED.
		3-- IMMEDIATE CANCEL. REMAINING OCL FOR JOB IS READ BUT NOT CHECKED.

A4

23 REASON- BOTH TRACKS AND RECORDS GIVEN IN 'FILE' STATEMENT.

PROBABLE USER ERROR.

CRA4

RECOVERY- 2-- CONTROLLED CANCEL. REMAINING OCL FOR JOB IS READ AND CHECKED.

3-- IMMEDIATE CANCEL. REMAINING OCL FOR JOB IS READ BUT NOT CHECKED.

A5

23 REASON- FILE STATEMENT FOR MULTI-VOLUME FILE WHICH MUST BE ON LINE DOESN'T HAVE AN EQUAL NUMBER OF UNITS AND PACKS SPECIFIED.

PROBABLE USER ERROR.

CRA5

RECOVERY- 2-- CONTROLLED CANCEL. REMAINING OCL FOR JOB IS READ AND CHECKED.

3-- IMMEDIATE CANCEL. REMAINING OCL FOR JOB IS READ BUT NOT CHECKED.

A6

23 REASON- ERROR IN FILE STATEMENT FOR MULTI-VOLUME FILES.

PROBABLE USER ERROR.

CRA61L

LOCATION HAS BEEN SPECIFIED AND THE NUMBER OF LOCATION PARAMETERS DOES NOT EQUAL NUMBER OF PACKS SPECIFIED.

CRA61R

RECORDS HAS BEEN SPECIFIED AND THE NUMBER OF RECORDS PARAMETERS DOES NOT EQUAL NUMBER OF PACKS SPECIFIED.

CRA61T

TRACKS HAS BEEN SPECIFIED AND THE NUMBER OF TRACKS PARAMETERS DOES NOT EQUAL NUMBER OF PACKS SPECIFIED.

RECOVERY- 2-- CONTROLLED CANCEL. REMAINING OCL FOR JOB IS READ AND CHECKED.

3-- IMMEDIATE CANCEL. OCL FOR JOB IS READ BUT NOT CHECKED.

HALTLOGOPTIONSREASON AND RECOVERY

A7

<u>HALT</u>	<u>LOG</u>	<u>OPTIONS</u>	<u>REASON AND RECOVERY</u>
		23	REASON- ERROR IN 'IMAGE' STATEMENT. PROBABLE USER ERROR.
	CRA701		NO PARAMETERS FOUND.
	CRA702		FIRST PARAMETER IS INVALID.
	CRA703		LENGTH PARAMETER IS MISSING.
	CRA704		LENGTH IS NON-NUMERIC.
	CRA705		TOO MANY PARAMETERS.
	CRA706		NO 'NAME' PARAMETER SPECIFIED.
	CRA707		NO UNIT SPECIFIED.
	CRA708		FIRST CHARACTER OF 'NAME' PARAMETER IS INVALID.
	CRA709		INVALID CHARACTER IN SOURCE ENTRY NAME.
	CRA70A		'NAME' PARAMETER LENGTH IS GREATER THAN SIX CHARACTERS.
	CRA70B		UNIT IS NOT R1, R2, F1, OR F2.
	CRA70C		UNIT F2 OR R2 IS NOT ON LINE.
	CRA70E		ONE OF THE FOLLOWING HAS OCCURRED- 1. CHARACTERS LENGTH GREATER THAN 120. 2. HEX LENGTH GREATER THAN 240. 3. LEADING ZEROS IN LENGTH.
	CRA70F		HEX LENGTH IS AN ODD NUMBER.
	CRA70G		/& FOUND IN COLUMNS 1 AND 2 OR CHAIN IMAGE DATA STATEMENTS MISSING.
	CRA70H		// FOUND IN COLUMNS 1 AND 2, HOWEVER, CHAIN IMAGE DATA WAS EXPECTED BUT NOT FOUND.
			RECOVERY- 2-- CONTROLLED CANCEL. REMAINING OCL FOR JOB IS READ AND CHECKED.
			3-- IMMEDIATE CANCEL. OCL IS READ BUT NOT CHECKED.



0 REASON- ERROR IN IMAGE STATEMENTS ON DISK.
PROBABLE USER ERROR.

CRA801 // IMAGE STATEMENT NOT FIRST STATEMENT IN MEMBER.
CRA802 END OF MEMBER REACHED BEFORE SUFFICIENT DATA RECEIVED.
CRA803 MEMBER NOT FOUND ON SPECIFIED UNIT.

RECOVERY- 0-- CONTINUE. IGNORE IMAGE STATEMENT.



023 REASON- ERROR IN IMAGE STATEMENTS ON DISK.
PROBABLE USER ERROR.

CRA901 // IMAGE STATEMENT NOT FIRST STATEMENT IN MEMBER.
CRA902 END OF MEMBER REACHED BEFORE SUFFICIENT DATA RECEIVED.
CRA903 MEMBER NOT FOUND ON SPECIFIED UNIT.

RECOVERY- 0-- CONTINUE. IGNORE IMAGE STATEMENT.
2-- REMAINING OCL IS READ AND SCANNED, BUT
JOB IS NOT EXECUTED.
3-- IMMEDIATE CANCEL.



23 REASON- ERROR IN IMAGE STATEMENTS ON DISK.
PROBABLE USER ERROR.

CRAA01 // IMAGE STATEMENT NOT FIRST STATEMENT IN MEMBER.
CRAA02 END OF MEMBER REACHED BEFORE SUFFICIENT DATA RECEIVED.
CRAA03 MEMBER NOT FOUND ON SPECIFIED UNIT.

RECOVERY- 2-- REMAINING OCL IS READ AND SCANNED, BUT
JOB IS NOT EXECUTED.
3-- IMMEDIATE CANCEL.

AC

CRAC

0

REASON- INVALID HEX CHARACTER IN CHAIN IMAGE.
 PROBABLE USER ERROR.

RECOVERY- 0-- CONTINUE. IGNORE IMAGE STATEMENT.

AE

CRAE

023

REASON- INVALID HEX CHARACTER IN CHAIN IMAGE.
 PROBABLE USER ERROR.

RECOVERY- 0-- CONTINUE. IGNORE IMAGE STATEMENT.

2-- CONTROLLED CANCEL. REMAINING OCL FOR JOB
 IS READ AND CHECKED.

3-- IMMEDIATE CANCEL.

AF

CRAF

23

REASON- INVALID HEX CHARACTER IN CHAIN IMAGE.
 PROBABLE USER ERROR.

RECOVERY- 2-- REMAINING OCL FOR JOB IS READ AND
 CHECKED.

3-- IMMEDIATE CANCEL.

AH

CRAH01

0

REASON- ERROR IN 'IMAGE' STATEMENT.
 PROBABLE USER ERROR.

PARAMETERS MISSING.

CRAH02

FIRST PARAMETER INVALID.

CRAH03

NO LENGTH PARAMETER.

CRAH04

LENGTH IS NON-NUMERIC.

CRAH05

TOO MANY PARAMETERS.

CRAH06

NO 'NAME' PARAMETER SPECIFIED.

CRAH07

NO UNIT SPECIFIED.

CRAH08	FIRST CHARACTER OF 'NAME' PARAMETER IS INVALID.
CRAH09	INVALID ENTRY NAME.
CRAH0A	'NAME' PARAMETER LENGTH IS GREATER THAN SIX CHARACTERS.
CRAH0B	UNIT SPECIFIED NOT F1, R1, F2, OR R2.
CRAH0C	UNIT SPECIFIED F2 OR R2 AND THAT UNIT IS NOT ON LINE.
CRAH0E	ONE OF THE FOLLOWING HAS OCCURRED- 1. CHARACTER LENGTH GREATER THAN 120. 2. HEX LENGTH GREATER THAN 240. 3. LEADING ZEROS IN LENGTH.
CRAH0F	HEX LENGTH IS AN ODD NUMBER.
CRAH0G	/& FOUND IN COLUMNS 1 AND 2 OR CHAIN IMAGE DATA STATEMENTS MISSING.
CRAH0H	// FOUND IN COLUMNS 1 AND 2, HOWEVER, CHAIN IMAGE DATA WAS EXPECTED BUT NOT FOUND. RECOVERY- 0-- CONTINUE. IGNORE IMAGE STATEMENT.



	023	REASON- ERROR IN 'IMAGE' STATEMENT. PROBABLE USER ERROR.
CRAJ01		PARAMETERS ARE MISSING.
CRAJ02		FIRST PARAMETERS IS INVALID.
CRAJ03		NO LENGTH PARAMETER.
CRAJ04		LENGTH PARAMETER NON-NUMERIC.
CRAJ05		TOO MANY PARAMETERS.
CRAJ06		NO 'NAME' PARAMETER SPECIFIED.
CRAJ07		NO UNIT SPECIFIED.
CRAJ08		FIRST CHARACTER OF 'NAME' PARAMETER IS INVALID.
CRAJ09		INVALID CHARACTERS IN ENTRY NAME.

CRAJOA 'NAME' PARAMETER LENGTH IS GREATER THAN SIX CHARACTERS.

CRAJOB UNIT SPECIFIED NOT F1, F2, R1, OR R2.

CRAJOC UNIT F2 OR R2 IS NOT ON LINE.

CRAJOE ONE OF THE FOLLOWING HAS OCCURRED-
 1. CHARACTER LENGTH GREATER THAN 120.
 2. HEX LENGTH GREATER THAN 240.
 3. LEADING ZEROS IN LENGTH.

CRAJOF HEX LENGTH IS AN ODD NUMBER.

CRAJOG /& FOUND IN COLUMNS 1 AND 2 OR CHAIN IMAGE DATA STATEMENTS MISSING.

CRAJOH // FOUND IN COLUMNS 1 AND 2, HOWEVER, CHAIN IMAGE DATA WAS EXPECTED BUT NOT FOUND.

RECOVERY- 0-- CONTINUE. IGNORE IMAGE STATEMENT.

2-- CONTROLLED CANCEL. REMAINING OCL FOR JOB IS READ AND CHECKED.

3-- IMMEDIATE CANCEL. REMAINING OCL IS READ BUT NOT CHECKED.



0 REASON- ERROR IN 'PARTITION' STATEMENT.
 PROBABLE USER ERROR.

CRAL01 PARAMETERS ARE MISSING.

CRAL02 PARAMETER IS NON-NUMERIC.

CRAL03 SIZE EXCEEDS AVAILABLE SPACE IN CORE.

CRAL04 INSUFFICIENT SPACE REQUESTED FOR PARTITION,
 4096 MINIMUM.

RECOVERY- 0-- CONTINUE. IGNORE PARTITION STATEMENT.

AP

03 REASON- ERRORS HAVE BEEN FOUND IN THE OCL FOR THIS JOB.
 PROBABLE USER ERROR.

CRMN RECOVERY- 0-- CONTINUE WITH NEXT JOB. USE THIS OPTION
 IF NO DATA FOR CANCELLED JOB IS IN
 SYSTEM INPUT DEVICE.

3-- IMMEDIATE CANCEL.

AU

23 REASON- ERROR IN 'PARTITION' STATEMENT.
 PROBABLE USER ERROR.

CRAU01 PARAMETERS ARE MISSING.

CRAU02 PARAMETER IS NON-NUMERIC.

CRAU03 SIZE EXCEEDS AVAILABLE SPACE IN CORE.

CRAU04 INSUFFICIENT SPACE REQUESTED FOR PARTITION,
 4096 MINIMUM.

RECOVERY- 2-- CONTROLLED CANCEL. REMAINING OCL FOR JOB
 IS READ AND CHECKED.

3-- IMMEDIATE CANCEL.OCL FOR JOB IS READ BUT
 NOT CHECKED.

A

023 REASON- ERROR IN 'PARTITION' STATEMENT.
 PROBABLE USER ERROR.

CRA 01 PARAMETERS ARE MISSING.

CRA 02 PARAMETER IS NON-NUMERIC.

CRA 03 PARTITION SIZE REQUESTED EXCEEDS AVAILABLE SPACE
 IN CORE.

CRA 04 INSUFFICIENT SPACE REQUESTED FOR PARTITION,
 4096 BYTES MINIMUM.

RECOVERY- 0-- CONTINUE. IGNORE PARTITION STATEMENT.

2-- CONTROLLED CANCEL. REMAINING OCL FOR JOB
 IS READ AND CHECKED.

3-- IMMEDIATE CANCEL.OCL FOR JOB IS READ BUT
 NOT CHECKED.

A-

23

REASON- NUMBER OF PACKS SPECIFIED IN FILE STATEMENTS
EXCEEDS 52.

PROBABLE USER ERROR.

CRA-

RECOVERY- 2-- CONTROLLED CANCEL. REMAINING OCL FOR JOB
IS READ AND CHECKED.

3-- IMMEDIATE CANCEL. REMAINING OCL FOR JOB
IS READ BUT NOT CHECKED.

A'

3

REASON- NO SPACE LEFT IN SYSTEM WORK AREA. THERE ARE
TOO MANY FILE STATEMENTS FOR THIS JOB.

PROBABLE USER ERROR.

CRA'

RECOVERY- 3-- IMMEDIATE CANCEL. REDUCE NUMBER OF FILE
STATEMENTS.

CU

REASON- THIS HALT ALLOWS YOU TO SET THE RIGHTMOST
ADDRESS/DATA SWITCH ON THE CONSOLE TO THE
PROGRAM OPTION YOU WANT TO RUN. SET ADDRESS/DATA
SWITCH AND PRESS CONSOLE START, HALT RESET IF
YOU HAVE DPF, TO CONTINUE.

REPRODUCE AND INTERPRET-

READ AND INTERPRET, PRINT AS PUNCHED - 0

REPRODUCE, PUNCH A NEW CARD DECK - 1

REPRODUCE AND INTERPRET, PUNCH AND PRINT ON
CARDS - 2

REPRODUCE WITH REFORMATTING - 3

REPRODUCE AND INTERPRET WITH REFORMATTING - 4

ANY SWITCH SETTING OTHER THAN 0 THROUGH 4
SELECTS THE REPRODUCE AND INTERPRET OPTION,
SAME AS 2.

HALT

LOG

OPTIONS

REASON AND RECOVERY

SHEET 83

LIST-

CARD COUNT ONLY, NO LISTING - 0

SINGLE SPACE WITH CARD COUNT - 1

DOUBLE SPACE WITH CARD COUNT - 2

TRIPLE SPACE WITH CARD COUNT - 3

ANY SWITCH SETTING OTHER THAN 0 THROUGH 3
SELECTS THE DOUBLE SPACE WITH CARD COUNT OPTION,
SAME AS 2.



13

REASON- ONE OR MORE ERRORS HAVE BEEN FOUND IN THE 1255
MAGNETIC CHARACTER READER SYSTEM OR STACKER
SPECIFICATIONS. ERROR MESSAGES HAVE BEEN
PRINTED ON THE LOG DEVICE. INFORMATION ON THE
ERROR MESSAGES CAN BE FOUND IN THE IBM SYSTEM/3
DISK SYSTEM UTILITY PROGRAM FOR IBM 1255
MAGNETIC CHARACTER READER REFERENCE MANUAL.
SELECT OPTION 1 IF THE ERRORS DO NOT AFFECT
DOCUMENT PROCESSING, OTHERWISE SELECT OPTION 3.

PROBABLE USER ERROR.

UMCYDW

RECOVERY- 1-- CONTINUE. THE ERRORS DO NOT AFFECT
DOCUMENT PROCESSING.

3-- IMMEDIATE CANCEL. THE ERRORS DO AFFECT
DOCUMENT PROCESSING. RETURN THE JOB,
INCLUDING THE PRINTOUT, TO THE PROGRAMMER.

HALT

LOG

OPTIONS

REASON AND RECOVERY

SHEET 84



REASON- ERRORS IN BASIC ASSEMBLER OBJECT PROGRAM BEING CONVERTED BY THE LIBRARY DECK GENERATOR PROGRAM.

THE FOLLOWING MESSAGES CAN BE LOGGED-

1. THE NUMBER OF CONTROL CARDS GENERATED IS INCORRECT.
2. LENGTH OF CONTROL CARD TEXT TOO GREAT FOR ONE CARD.
3. THE CARD SEQUENCE IS INCORRECT.
4. TITLE IS TOO LONG OR THE FIRST TEXT IS CONTIGUOUS.
5. FIRST CONTROL CARD CHARACTER MAY NOT BE BLANK.
6. NOT ENOUGH BREAKS FOR CONTROL STRINGS.
7. MORE BREAKS THAN CONTROL STRINGS.
8. LAST TEXT NOT AT HIGHEST ADDRESS EXPECTED.
9. IMPROPER CARD IN DECK.
10. END CARD IS OUT OF SEQUENCE.
11. INVALID CONTROL CARD IDENTIFICATION.
12. THE FIRST OBJECT CARD MUST BE AN ESL CARD.
13. INSUFFICIENT CORE FOR CONTROL CARD STORAGE.
14. INVALID ENTRIES ON *** CONTROL CARD.
15. /* OR *** CARD OUT OF SEQUENCE.
16. -GEB- NOT USED AS MODULE ID ENTIFIER.
17. *** CARD REQUIRED BEFORE OBJECT DECK.
18. TOO MANY CONTROL CARD IDENTIFIERS OR INVALID SEQUENCE.

RECOVERY----- RETRY FOR MESSAGES 14 AND 17-CORRECT THE *** CARD OR PROVIDE THE MISSING *** CARD. PLACE THE CARD IN FRONT OF ANY CARDS IN THE HOPPER, THEN PRESS CONSOLE START, OR APPROPRIATE HALT/RESET KEY TO CONTINUE. MESSAGES 5, 7, 8, AND 15 ARE WARNING MESSAGES. THE JOB WILL CONTINUE. PRESS CONSOLE START, OR APPROPRIATE HALT/RESET KEY TO CONTINUE. THE REMAINING MESSAGES ARE TERMINAL MESSAGES. THE JOB WILL BE TERMINATED, EJ DISPLAYED IN THE MESSAGE DISPLAY UNIT, AFTER PRESSING CONSOLE START, OR APPROPRIATE HALT/RESET KEY.



1

REASON- A STACKER ON THE 1255 MAGNETIC CHARACTER READER CONTAINS THE NUMBER OF DOCUMENTS SPECIFIED IN COLUMNS 3-5 OF THE SYSTEM SPECIFICATIONS. THE STACKER THAT CONTAINS THE NUMBER OF DOCUMENTS SPECIFIED IS INDICATED IN COLUMNS 3 AND 4 OF THE STACKER SPECIFICATIONS.

UMC'DC

RECOVERY- 1-- PERFORM THE ACTION INDICATED ON THE PROGRAM RUN SHEET AND CONTINUE.



03 REASON- CARDS FROM SECONDARY HOPPER OUT OF ORDER, CARDS
IN STACKERS. SORT/COLLATE MERGE OR MATCH JOB.

PROBABLE USER ERROR.

MSE2

RECOVERY- 0-- 1. PRESS MFCU STOP.
2. RAISE CARDS IN SECONDARY HOPPER AND
PRESS NPRO. ONE CARD IS FED INTO
STACKER 1.

NOTE- IF THE PRIMARY HOPPER IS EMPTY,
THE CARD FED INTO STACKER 1 WILL BE THE
END-OF-FILE CARD FROM THE PRIMARY FILE.
SET THIS CARD ASIDE AND PRESS NPRO
AGAIN TO FEED OUT THE CARD THAT'S OUT
OF SEQUENCE.

3. CORRECT CARD SEQUENCE IF YOU CAN.
4. IF YOU WERE ABLE TO CORRECT THE
SEQUENCE, PROCEED AS FOLLOWS--
--PLACE SEQUENCED CARDS IN SECONDARY
HOPPER.
--RAISE CARDS IN PRIMARY HOPPER AND
PRESS NPRO. ONE CARD IS FED INTO
STACKER 1.
--PLACE THIS CARD AHEAD OF CARDS IN
PRIMARY HOPPER.
--PRESS MFCU START.

3-- IMMEDIATE CANCEL.

1. SELECT THIS OPTION IF YOU CANNOT
CORRECT THE CARD SEQUENCE.
2. MARK THE CARD THAT WAS FED INTO
STACKER 1, CLEAR MFCU, AND RETURN JOB
TO THE PROGRAMMER.



03 REASON- A CARD THAT SHOULD HAVE BEEN OMITTED ON THE
FIRST PASS HAS BEEN FOUND ON AN INTERMEDIATE
PASS OF A SORT/COLLATE SORT JOB.

PROBABLE USER ERROR.

MSE3

RECOVERY- 0-- REMOVE LAST CARD IN STACKER 4. THIS IS THE CARD THAT SHOULD HAVE BEEN OMITTED ON THE FIRST PASS.

NOTE-IF THE SAME HALT OCCURS AGAIN, THERE'S A GOOD CHANCE YOU PUT THE OMITTED CARDS BACK IN A HOPPER. IF YOU CAN IDENTIFY THESE CARDS, REMOVE THEM FROM THE HOPPER AND CONTINUE. THE HALT WILL OCCUR ONE MORE TIME WHEN THE CARD IN THE WAIT STATION IS FED INTO STACKER 4.

3-- IMMEDIATE CANCEL.
IF YOU CANNOT DETERMINE WHICH CARDS WERE OMITTED, CLEAR MFCU AND RERUN PROGRAM.



3

REASON- 1. ALTERNATE COLLATING SEQUENCE CARD MISSING.
2. SEPARATOR CARD THAT MUST FOLLOW THE LAST ALTERNATE COLLATING SEQUENCE CARD MISSING. THE SEPARATOR CARD HAS ASTERISKS *,* IN COLUMNS 1 AND 2.
3. ENTRY IN COLUMNS 1 THROUGH 8 OF ALTERNATE COLLATING SEQUENCE CARD NOT ALTSEQ BLANK BLANK.

THE LOGGING DEVICE PRINTS THE FOLLOWING MESSAGE-

INVALID ALTERNATE COLLATING SEQUENCE CARD
PROBABLE USER ERROR.

MSE5

RECOVERY- 3-- IMMEDIATE CANCEL.
1. PRESS MFCU STOP.
2. PRESS NPRO. ONE CARD IS FED INTO STACKER 1.
3. REMOVE OCL CARDS FROM STACKER 1.
4. RAISE CARDS IN SECONDARY HOPPER AND PRESS NPRO. ONE CARD IS FED INTO STACKER 1.
5. REMOVE CARDS FROM STACKER 4 AND PLACE CARD IN STACKER 1 BEHIND THEM.
6. REMOVE CARDS FROM SECONDARY HOPPER AND PLACE THEM BEHIND CARDS REMOVED FROM STACKERS 4 AND 1.

-
7. DO ONE OF THE FOLLOWING-
- IF THE ALTERNATE COLLATING SEQUENCE CARDS ARE MISSING, GET THEM FROM THE PROGRAMMER AND RERUN THE JOB.
 - CORRECT THE ENTRY IN COLUMNS 1 THROUGH 8 OF THE MISPUNCHED CARD TO ALTSEQ BLANK BLANK AND RERUN THE JOB.
 - PLACE A SEPARATOR CARD IN THE SPECIFICATION DECK FOLLOWING THE LAST ALTERNATE COLLATING SEQUENCE CARD AND RERUN THE JOB.
 - RETURN THE JOB, INCLUDING THE PROGRAM PRINTOUT, TO THE PROGRAMMER.
-



- 3 REASON- ERRORS IN THE SORT/COLLATE SPECIFICATION DECK. THE ERROR MESSAGES ARE LISTED ON THE LOGGING DEVICE, ACCOMPANIED BY THE FOLLOWING MESSAGE-
- ERRORS IN SOURCE DECK, JOB TERMINATED
- PROBABLE USER ERROR.

MSEA

- RECOVERY- 3-- IMMEDIATE CANCEL.
1. PRESS MFCU STOP.
 2. PRESS NPRO. ONE CARD IS FED INTO STACKER 1.
 3. REMOVE OCL CARDS FROM STACKER 1.
 4. PRESS NPRO. ONE CARD IS FED INTO STACKER 1.
 5. REMOVE CARDS IN STACKER 4 AND PLACE CARD IN STACKER 1 BEHIND THEM.
 6. RETURN THE JOB, INCLUDING THE PROGRAM PRINTOUT, TO THE PROGRAMMER.
-

0 REASON- SORT/COLLATE PROGRAM READY FOR EXECUTION. TO CONTINUE, DO RECOVERY 0 OPTION FOR JOB YOU ARE RUNNING.

MSEE RECOVERY- 0-- PERFORM ONE OF THE FOLLOWING SETS OF PROCEDURES-

SORT-

1. CLEAR CARDS FROM MFCU.
2. DIVIDE DECK TO BE SORTED AND PLACE APPROXIMATELY HALF IN PRIMARY HOPPER AND REMAINDER IN SECONDARY HOPPER.
3. PLACE AN END-OF-FILE CARD /* BEHIND EACH DECK.
4. PRESS MFCU START.

MERGE AND MATCH-

1. CLEAR CARDS FROM MFCU.
2. PLACE PRIMARY FILE IN PRIMARY HOPPER.
3. PLACE SECONDARY FILE IN SECONDARY HOPPER.
4. PLACE AN END-OF-FILE CARD /* BEHIND EACH DECK.
5. PRESS MFCU START.

SELECT-

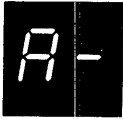
1. CLEAR CARDS FROM MFCU.
2. PLACE DATA DECK IN PRIMARY HOPPER.
3. PLACE AN END-OF-FILE CARD /* BEHIND THIS DECK.
4. PRESS MFCU START.

0 REASON- END-OF-FILES WERE FIRST CARDS READ FROM HOPPERS ON AN INTERMEDIATE PASS OF A SORT JOB. YOU PROBABLY FORGOT TO REMOVE THE END-OF-FILE CARDS FROM UNDER THE CARDS IN STACKERS 1 AND 3 WHEN YOU PREPARED FOR THE NEXT PASS.

PROBABLE USER ERROR.

MSEF RECOVERY- 0--

1. PRESS MFCU STOP.
2. RAISE CARDS IN PRIMARY HOPPER AND PRESS NPRO.
3. RAISE CARDS IN SECONDARY HOPPER AND PRESS NPRO.
4. REMOVE END-OF-FILE CARDS FROM STACKER 1.
5. PRESS MFCU START.



023

REASON- ERROR IN PARTITION STATEMENT.
 PROBABLE USER ERROR.

CRA-01

PARAMETERS ARE MISSING.

CRA-02

PARAMETER IS NON-NUMERIC.

CRA-03

PARTITION SIZE REQUESTED EXCEEDS AVAILABLE SPACE IN CORE.

CRA-04

INSUFFICIENT SPACE REQUESTED FOR PARTITION, 4096 BYTES MINIMUM.

RECOVERY- 0-- CONTINUE. IGNORE PARTITION STATEMENT.

2-- CONTROLLED CANCEL. REMAINING OCL FOR JOB IS READ AND CHECKED.

3-- IMMEDIATE CANCEL. OCL FOR JOB IS READ BUT NOT CHECKED.



3

REASON- NO SPACE LEFT IN SYSTEM WORK AREA. THERE ARE TOO MANY FILE STATEMENTS FOR THIS JOB.

PROBABLE USER ERROR.

CRA'

RECOVERY- 3-- IMMEDIATE CANCEL. REDUCE NUMBER OF FILE STATEMENTS.



3

REASON- END OF AVAILABLE SPACE IN DISK WORK AREA OR SOURCE LIBRARY.

PROBABLE USER ERROR.

U C9

RECOVERY- 3-- IMMEDIATE CANCEL.

HALT

LOG

OPTIONS

REASON AND RECOVERY

SHEET 90



REASON- THIS HALT ALLOWS YOU TO SET THE RIGHTMOST ADDRESS/DATA SWITCH ON THE CONSOLE TO THE PROGRAM OPTION YOU WANT TO RUN. SET ADDRESS/DATA SWITCH AND PRESS CONSOLE START, HALT RESET IF YOU HAVE DPF, TO CONTINUE.

REPRODUCE AND INTERPRET-

- READ AND INTERPRET, PRINT AS PUNCHED - 0
- REPRODUCE, PUNCH A NEW CARD DECK - 1
- REPRODUCE AND INTERPRET, PUNCH AND PRINT ON CARDS - 2
- REPRODUCE WITH REFORMATTING - 3
- REPRODUCE AND INTERPRET WITH REFORMATTING - 4
- ANY SWITCH SETTING OTHER THAN 0 THROUGH 4 SELECTS THE REPRODUCE AND INTERPRET OPTION, SAME AS 2.

LIST-

- CARD COUNT ONLY, NO LISTING - 0
- SINGLE SPACE WITH CARD COUNT - 1
- DOUBLE SPACE WITH CARD COUNT - 2
- TRIPLE SPACE WITH CARD COUNT - 3
- ANY SWITCH SETTING OTHER THAN 0 THROUGH 3 SELECTS THE DOUBLE SPACE WITH CARD COUNT OPTION, SAME AS 2.



13

REASON- THE 1255 OR 1270, 1255 UTILITY PROGRAM HAS BEEN RUN. ONE OR MORE WARNING MESSAGES MAY HAVE BEEN DIAGNOSED IN THE UTILITY PROGRAM SPECIFICATIONS. CHECK THE VALIDITY CHECK AND READOUT LOGS ON THE DEVICE TO BE SURE THAT THEY ARE CORRECT.

HALT LOG OPTIONS REASON AND RECOVERY

REASON- INVALID INTERRUPT RECOGNIZED DURING EXECUTION OF DATA RECORD OR DATA VERIFY PROGRAM. YOU MAY HAVE PRESSED TWO KEYS AT THE SAME TIME OR TURNED ON A KEYBOARD SWITCH WHILE THE PROGRAM WAS RUNNING.

PROBABLE USER ERROR.

RECOVERY----- PRESS CONSOLE START, HALT/RESET IF YOU HAVE DPF. THE PROGRAM IN OPERATION WILL DIAGNOSE AND CORRECT THE PROBLEM.

23

REASON- THERE IS NOT ENOUGH ROOM IN THE FILE TO CONTAIN THE RECORDS BEING READ BY THE 1255 MAGNETIC CHARACTER READER.

PROBABLE USER ERROR.

UMEYEX

RECOVERY- 2-- CONTROLLED CANCEL. TOTALS ARE PRINTED AND THE JOB IS CANCELLED.

3-- IMMEDIATE CANCEL.

NOTE- CHANGE THE TRACKS OR RECORDS PARAMETER ON THE FILE STATEMENT TO SPECIFY ENOUGH DISK SPACE.

023

REASON- THE 1255 MAGNETIC CHARACTER READER HAS STOPPED FOR ONE OF THE FOLLOWING REASONS-

1. THE 1255 IS JAMMED.
2. A STACKER STOP HAS OCCURRED. A STACKER IS FULL OR A STACKER SELECT STOP HAS OCCURRED.
3. THE HOPPER IS EMPTY.
4. YOU HAVE STOPPED THE 1255.

UME' ST

RECOVERY- 0-- CORRECT THE CONDITION THAT CAUSED THE STOP AND CONTINUE NORMAL PROCESSING.

2-- CONTROLLED CANCEL. THE TOTALS ARE PRINTED AND THE JOB IS CANCELLED.

3-- IMMEDIATE CANCEL.

NOTE- FOR INFORMATION ON JAMS AND STACKER STOPS, SEE IBM SYSTEM/3 DISK SYSTEM UTILITY PROGRAM FOR IBM 1255 MAGNETIC CHARACTER READER REFERENCE MANUAL, SC21-7521.

UMCYDW

RECOVERY- 1-- CONTINUE. THE ERRORS DO NOT AFFECT
DOCUMENT PROCESSING.3-- IMMEDIATE CANCEL. THE ERRORS DO AFFECT
DOCUMENT PROCESSING. RETURN THE JOB,
INCLUDING THE PRINTOUT, TO THE PROGRAMMER.REASON- ERRORS IN BASIC ASSEMBLER OBJECT PROGRAM BEING
CONVERTED BY THE LIBRARY DECK GENERATOR PROGRAM.

THE FOLLOWING MESSAGES CAN BE LOGGED-

1. THE NUMBER OF CONTROL CARDS GENERATED IS
INCORRECT.
2. LENGTH OF CONTROL CARD TEXT TOO GREAT FOR
ONE CARD.
3. THE CARD SEQUENCE IS INCORRECT.
4. TITLE IS TOO LONG OR THE FIRST TEXT IS
CONTIGUOUS.
5. FIRST CONTROL CARD CHARACTER MAY NOT BE
BLANK.
6. NOT ENOUGH BREAKS FOR CONTROL STRINGS.
7. MORE BREAKS THAN CONTROL STRINGS.
8. LAST TEXT NOT AT HIGHEST ADDRESS EXPECTED.
9. IMPROPER CARD IN DECK.
10. END CARD IS OUT OF SEQUENCE.
11. INVALID CONTROL CARD IDENTIFICATION.
12. THE FIRST OBJECT CARD MUST BE AN ESL CARD.
13. INSUFFICIENT CORE FOR CONTROL CARD STORAGE.
14. INVALID ENTRIES ON *** CONTROL CARD.
15. /* OR *** CARD OUT OF SEQUENCE.
16. -GEB- NOT USED AS MODULE ID ENTIFIER.
17. *** CARD REQUIRED BEFORE OBJECT DECK.
18. TOO MANY CONTROL CARD IDENTIFIERS OR INVALID
SEQUENCE.

HALT LOG OPTIONS REASON AND RECOVERY

RECOVERY----- RETRY FOR MESSAGES 14 AND 17-CORRECT THE
*** CARD OR PROVIDE THE MISSING *** CARD.
PLACE THE CARD IN FRONT OF ANY CARDS IN
THE HOPPER, THEN PRESS CONSOLE START, OR
APPROPRIATE HALT/RESET KEY TO CONTINUE.
MESSAGES 5, 7, 8, AND 15 ARE WARNING
MESSAGES. THE JOB WILL CONTINUE. PRESS
CONSOLE START, OR APPROPRIATE HALT/RESET
KEY TO CONTINUE. THE REMAINING MESSAGES
ARE TERMINAL MESSAGES. THE JOB WILL BE
TERMINATED, EJ DISPLAYED IN THE MESSAGE
DISPLAY UNIT, AFTER PRESSING CONSOLE
START, OR APPROPRIATE HALT/RESET KEY.



1 REASON- A STACKER ON THE 1255 OR 1270 CONTAINS THE
NUMBER OF DOCUMENTS SPECIFIED IN COLUMNS 3-5
OF THE SYSTEM SPECIFICATIONS. THE STACKER THAT
CONTAINS THE NUMBER OF DOCUMENTS SPECIFIED IS
INDICATED IN COLUMNS 3 AND 4 OF THE STACKER
SPECIFICATIONS.

UMC*DC

RECOVERY- 1-- PERFORM THE ACTION INDICATED ON THE
PROGRAM RUN SHEET AND CONTINUE.



0 REASON- END OF FIRST PASS OF SORT WITH OMITTS.
THE FOLLOWING MESSAGE IS PRINTED ON THE LOG
DEVICE-

FEED STACK 1 TO PRI-STACK 3 TO SEC
SET ASIDE CARDS FROM STACKS 2 AND 4
PRESS MFCU START AND CONSOLE START.

MSE0

RECOVERY- 0-- 1. FOLLOW PRINTED INSTRUCTIONS.
2. PRESS MFCU START.

HALT

LOG

OPTIONS

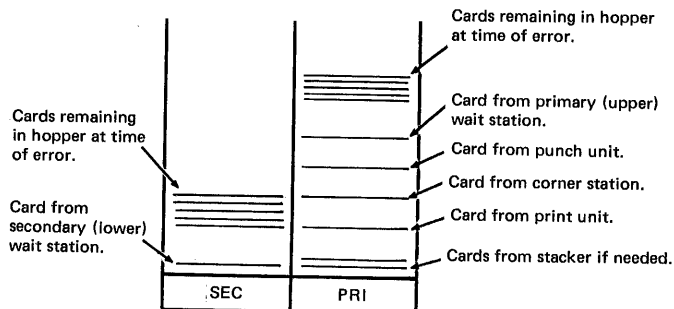
REASON AND RECOVERY

SHEET 93

4. REMOVE ALL REMAINING CARDS FROM CARD FEED PATH, STARTING AT AREA BETWEEN HOPPER AND WAIT STATION AND PROGRESSING THROUGH PRINT UNIT AREA. KEEP CARDS FACE DOWN AND IN ORDER, WITH THE CARD REMOVED FROM THE PRINT UNIT AREA ON THE BOTTOM.

NOTE- IF THE LIGHT INDICATORS 7, 8, 10, OR 12 IN THE MFCU OPERATOR'S PANEL ARE LIT, REPLACE THE CARD THAT WILL BE FOUND BETWEEN THE PUNCH STATION AND THE CORNER STATION WITH A BLANK CARD IF A BLANK CARD IS THERE OR WITH A PRE-PUNCHED CARD IF A PREPUNCHED CARD IS THERE.

5. CHECK MESSAGE DISPLAY UNIT. THE TENS DIGIT INDICATES THE NUMBER OF CARDS THAT MUST BE PLACED BACK IN PRIMARY HOPPER. IF THE NUMBER OF CARDS REMOVED FROM THE CARD FEED PATH IN STEP 4 IS EQUAL TO THE TENS DIGIT, GO TO STEP 7.
6. IF THE NUMBER OF CARDS REMOVED IS LESS THAN THE TENS DIGIT, YOU MUST REPOSITION LAST CARDS IN STACKER INDICATED BY UNITS DIGIT OF DISPLAY. FOR EXAMPLE, YOU REMOVED TWO CARDS FROM THE CARD FEED PATH. THE MESSAGE DISPLAY UNIT DISPLAY IS 34. THIS INDICATES THE LAST CARD IN STACKER 4 MUST BE PLACED IN THE PRIMARY HOPPER.
7. THE CARDS MUST BE PLACED IN THE HOPPERS IN THE FOLLOWING ORDER-



8. WHEN CARDS ARE POSITIONED IN HOPPERS IN CORRECT ORDER, CLOSE MFCU COVERS.
9. RAISE CARDS IN PRIMARY HOPPER AND PRESS NPRO TO TURN OFF ERROR INDICATOR ON MFCU PANEL. IF ERROR INDICATOR DOES NOT TURN OFF, RAISE CARDS IN SECONDARY HOPPER AND PRESS NPRO.
10. PRESS MFCU START.

2-- CONTROLLED CANCEL.

NOTE- CLEAR ALL ERROR INDICATIONS ON THE MFCU BEFORE SELECTING OPTION 2.

3-- IMMEDIATE CANCEL.

F2

IMF2

123

REASON- MFCU HOPPER CHECK. CARD NOT FED FROM HOPPER.

RECOVERY- 1-- 1. CHECK MFCU. THE SEC OR PRI LIGHT TELLS YOU WHICH HOPPER FAILED TO FEED A CARD.
 2. STRAIGHTEN CARDS IN HOPPER. IF NECESSARY, CORRECT DAMAGED CARDS.
 3. PRESS MFCU START.

2-- CONTROLLED CANCEL.

NOTE- CLEAR ALL ERROR INDICATIONS ON THE MFCU BEFORE SELECTING OPTION 2.

3-- IMMEDIATE CANCEL.

F3

IMF3

123

REASON- MFCU READ CHECK CAUSED BY

- 1- DAMAGED CARD
- 2- INFORMATION RECORDED INCORRECTLY ON CARD
- 3- MFCU FEED PROBLEM, OR
- 4- CARDS INCORRECTLY PLACED IN HOPPER.

RECOVERY- 1-- 1. CHECK MFCU. THE SEC AND PRI LIGHT TELLS YOU WHICH HOPPER FED THE CARD THAT CAUSED THE HALT.
 2. PRESS MFCU STOP.
 3. RAISE CARDS IN INDICATED HOPPER. PRESS NPRO. ONE CARD IS FED INTO STACKER 1.
 4. IF HALT IS CAUSED BY CARDS BEING PLACED IN HOPPER WRONG, REPOSITION CARDS. PLACE CARD FROM STACKER 1 AHEAD OF DECK AND PLACE DECK IN HOPPER FACE DOWN, TOP EDGE TO LEFT. IF HALT IS CAUSED BY A DAMAGED OR MISPUNCHED CARD, REPLACE CARD AND PLACE NEW CARD UNDER CARDS IN HOPPER FROM WHICH CARD WAS FED.
 5. PRESS MFCU START.

2-- CONTROLLED CANCEL.

NOTE- CLEAR ALL ERROR INDICATIONS ON THE MFCU BEFORE SELECTING OPTION 2.

3-- IMMEDIATE CANCEL.

F4

IMF4

123

REASON- MFCU PUNCH CHECK. EXTRA OR MISSING PUNCHES IN CARD IN STACKER INDICATED BY SECOND HALT.

RECOVERY- 1--

1. CHECK SEC OR PRI LIGHT ON MFCU TO DETERMINE WHICH HOPPER HELD CARD THAT CAUSED HALT.
2. PRESS CONSOLE START. THE MESSAGE DISPLAY UNIT CHANGES TO 01, 02, 03, 04. THIS HALT INDICATES STACKER WHICH HOLDS INCORRECT CARD.
3. CHECK IF BLANK OR PREPUNCHED CARDS ARE BEING PUNCHED. IF BLANK CARDS ARE BEING USED, REMOVE LAST CARD IN STACKER INDICATED BY SECOND HALT AND GO TO STEP 8. IF PREPUNCHED CARDS ARE BEING USED, PROCEED WITH STEPS 4 THROUGH 9.
4. MARK LAST CARD IN INDICATED STACKER.
5. PRESS MFCU STOP.
6. RAISE CARDS IN HOPPER WHICH FED LAST CARD AND PRESS NPRO. ONE CARD IS FED INTO STACKER 1.
7. UNDER CARDS IN HOPPER, PLACE BLANK CARD FOLLOWED BY LAST CARD IN STACKER 1.
8. PRESS MFCU START.
9. IF YOU ARE USING PREPUNCHED CARDS, DO THE FOLLOWING WHEN THE JOB IS COMPLETED- PUNCH AND VERIFY THE PREPUNCHED INFORMATION FROM THE MARKED CARD INTO THE CARD IMMEDIATELY FOLLOWING IT. DISCARD THE MARKED CARD AND PLACE THE NEW CARD IN THE DECK IN ITS PLACE.

2-- CONTROLLED CANCEL.

NOTE- CLEAR ALL ERROR INDICATIONS ON THE MFCU BEFORE SELECTING OPTION 2.

3-- IMMEDIATE CANCEL.

F5

IMF5

023 REASON- MFCU PUNCH INVALID. A CHARACTER WHICH IS NOT ONE OF THE 64 CHARACTERS RECOGNIZED BY SYSTEM/3 HAS BEEN SPECIFIED TO BE PUNCHED BY THE MFCU.

RECOVERY- 0-- 1. PRESS CONSOLE START. THE MESSAGE DISPLAY UNIT CHANGES TO 01, 02, 03, OR 04. THIS HALT INDICATES STACKER WHICH HOLDS INCORRECT CARD.
2. MARK LAST CARD IN INDICATED STACKER.
3. PRESS MFCU START.

PROCESSING CONTINUES. THE MARKED CARD WILL NEED TO BE CORRECTED.

2-- CONTROLLED CANCEL.

NOTE- CLEAR ALL ERROR INDICATIONS ON THE MFCU BEFORE SELECTING OPTION 2.

3-- IMMEDIATE CANCEL.

F6

IPF6

023 REASON- MFCU PRINT CHECK. THE PRINTING ON THE CARDS COULD BE IN ERROR. THE WRONG CHARACTERS COULD BE PRINTED, CHARACTERS COULD ONLY BE PARTIALLY PRINTED, THE PRINTING COULD BE IN THE WRONG POSITION ON THE CARDS, OR SOME OF THE PRINTING COULD BE MISSING FROM THE CARDS.

RECOVERY- 0-- 1. MARK THE LAST CARD IN EACH STACKER BEING USED FOR OUTPUT. IF IN DOUBT, MARK THE LAST CARD IN EACH STACKER CONTAINING CARDS.
2. ON COMPLETION OF THE RUN, NOTIFY THE PROGRAMMER OF THE MFCU PRINT CHECK. THE CARDS TO CHECK FOR PRINT ERRORS ARE THE MARKED CARDS AND THE TWO PRECEDING CARDS IN EACH OUTPUT FILE.

2-- CONTROLLED CANCEL.

NOTE- CLEAR ALL ERROR INDICATIONS ON THE MFCU BEFORE SELECTING OPTION 2.

3-- IMMEDIATE CANCEL.

HALT LOG OPTIONS REASON AND RECOVERY

SHEET 97



3 REASON- THE PRINTER LINE LENGTH REQUESTED BY THE
PROGRAM EXCEEDS THE ACTUAL SIZE OF THE PRINTER
AS SPECIFIED AT SYSTEM GENERATION.

PROBABLE USER ERROR.

CIFE RECOVERY- 3-- IMMEDIATE CANCEL.



3 REASON- PROGRAM IS TRYING TO ALLOCATE BSCA AND BSCA IS
NOT SUPPORTED OR IS BEING USED BY THE OTHER
PROGRAM LEVEL.

PROBABLE USER ERROR.

CIFH RECOVERY- 3-- IMMEDIATE CANCEL.



3 REASON- THE HALT OCCURRED FOR ONE OF THE FOLLOWING
REASONS-
1. PRINTER-KEYBOARD OR DATA ENTRY KEYBOARD
IS NOT SUPPORTED OR,
2. DATA ENTRY KEYBOARD IS ALLOCATED TO THE
OTHER PROGRAM LEVEL AND CANNOT BE USED BY
THIS PROGRAM LEVEL.

PROBABLE USER ERROR.

CIFL RECOVERY- 3-- IMMEDIATE CANCEL.



3 REASON- PROGRAM IS ATTEMPTING TO ALLOCATE THE PRINTER
AND IT HAS BEEN ALLOCATED FOR THE OTHER
PROGRAM LEVEL.

PROBABLE USER ERROR.

CIFP RECOVERY- 3-- IMMEDIATE CANCEL.



3 REASON- PROGRAM IS ATTEMPTING TO ALLOCATE THE MFCU AND
IT HAS ALREADY BEEN ALLOCATED FOR THE OTHER
PROGRAM LEVEL.

PROBABLE USER ERROR.

CIFU RECOVERY- 3-- IMMEDIATE CANCEL.

FY

3

REASON- PROGRAM IS ATTEMPTING TO ALLOCATE A DEVICE THAT IS NOT SUPPORTED BY THE SYSTEM. INCORRECT DEVICE SPECIFICATION.

CIFY

RECOVERY- 3-- IMMEDIATE CANCEL.

F

3

REASON- CANNOT EXECUTE A UTILITY PROGRAM ON THE UNIT SPECIFIED FOR ONE OF THE FOLLOWING REASONS-

1. UNIT IS BEING USED BY A UTILITY PROGRAM IN THE OTHER LEVEL.
2. A FILE HAS BEEN ALLOCATED TO THIS UNIT IN THE OTHER LEVEL.
3. A FILE HAS BEEN ALLOCATED TO THIS UNIT FROM THIS LEVEL PRIOR TO AN INQUIRY REQUEST.

PROBABLE USER ERROR.

CIF

SYSTEM DETECTED ERROR.

UAF

ALTERNATE TRACK DISK UTILITY DETECTED ERROR.

UCF

COPY DISK UTILITY DETECTED ERROR.

UFF

FILE DELETE OR FILE DISPLAY UTILITY DETECTED ERROR.

UIF

INITIALIZE DISK UTILITY DETECTED ERROR.

URF

REBUILD DISK UTILITY DETECTED ERROR.

RECOVERY- 3-- IMMEDIATE CANCEL.

HO

023

REASON - RPG HALT INDICATOR PREVIOUSLY DISPLAYED.

R HO

RECOVERY- 0-- DO FUNCTIONS REQUIRED BY H HALT AND CONTINUE.

2-- CONTROLLED CANCEL. DUMP TABLES AND EXECUTE LR CALCS AND LR OUTPUT IF AVAILABLE.

3-- IMMEDIATE CANCEL.



R H1

023

REASON - RPG INDICATOR H1 IS ON.

RECOVERY- 0-- CONTINUE TO HALT H0.

2-- CONTROLLED CANCEL. DUMP TABLES AND
EXECUTE LR CALCS AND LR OUTPUT IF
AVAILABLE.

3-- IMMEDIATE CANCEL.



R H2

023

REASON - RPG INDICATOR H2 IS ON.

RECOVERY- 0-- CONTINUE TO HALT H0.

2-- CONTROLLED CANCEL. DUMP TABLES AND
EXECUTE LR CALCS AND LR OUTPUT IF
AVAILABLE.

3-- IMMEDIATE CANCEL.



R H3

023

REASON - RPG INDICATOR H3 IS ON.

RECOVERY- 0-- CONTINUE TO HALT H0.

2-- CONTROLLED CANCEL. DUMP TABLES AND
EXECUTE LR CALCS AND LR OUTPUT IF
AVAILABLE.

3-- IMMEDIATE CANCEL.



R H4

023

REASON - RPG INDICATOR H4 IS ON.

RECOVERY- 0-- CONTINUE TO HALT H0.

2-- CONTROLLED CANCEL. DUMP TABLES AND
EXECUTE LR CALCS AND LR OUTPUT IF
AVAILABLE.

3-- IMMEDIATE CANCEL.

H5

R H5

023 REASON - RPG INDICATOR H5 IS ON.

RECOVERY- 0-- CONTINUE TO HALT H0.

2-- CONTROLLED CANCEL. DUMP TABLES AND EXECUTE LR CALCS AND LR OUTPUT IF AVAILABLE.

3-- IMMEDIATE CANCEL.

H6

R H6

023 REASON - RPG INDICATOR H6 IS ON.

RECOVERY- 0-- CONTINUE TO HALT H0.

2-- CONTROLLED CANCEL. DUMP TABLES AND EXECUTE LR CALCS AND LR OUTPUT IF AVAILABLE.

3-- IMMEDIATE CANCEL.

H7

R H7

023 REASON- RPG INDICATOR H7 IS ON.

RECOVERY- 0-- CONTINUE TO HALT H0.

2-- CONTROLLED CANCEL. DUMP TABLES AND EXECUTE LR CALCS AND LR OUTPUT IF AVAILABLE.

3-- IMMEDIATE CANCEL.

H8

R H8

023 REASON- RPG INDICATOR H8 IS ON.

RECOVERY- 0-- CONTINUE TO HALT H0.

2-- CONTROLLED CANCEL. DUMP TABLES AND EXECUTE LR CALCS AND LR OUTPUT IF AVAILABLE.

3-- IMMEDIATE CANCEL.

HALT

LOG

OPTIONS

REASON AND RECOVERY

SHEET 101

E4

23

REASON- THERE IS NOT ENOUGH ROOM IN THE FILE TO
CONTAIN THE RECORDS BEING READ BY THE 1255
OR 1270.

PROBABLE USER ERROR.

UMEYE^

RECOVERY- 2-- CONTROLLED CANCEL. TOTALS ARE PRINTED
AND THE JOB IS CANCELLED.

3-- IMMEDIATE CANCEL.

NOTE- CHANGE THE TRACKS OR RECORDS PARAMETER
ON THE FILE STATEMENT TO SPECIFY ENOUGH DISK
SPACE AND RERUN THE JOB.

E

23

REASON- A PERMANENT DISK INPUT/OUTPUT ERROR OCCURRED
WHEN DISK FILE F1255 WAS BEING CREATED FOR THE
1255 UTILITY PROGRAM OR WHEN DISK FILE F7053 WAS
BEING CREATED FOR THE 1270,1255 UTILITY PROGRAM.

PROBABLE USER ERROR.

UME DE

RECOVERY- 2-- CONTROLLED CANCEL. END OF JOB TOTALS ARE
PRINTED. ASSIGN MORE TRACKS OR RECORDS TO
THE FILE AND RERUN THE JOB.

3-- IMMEDIATE CANCEL.

E1

023

REASON- THE 1255 OR 1270 HAS STOPPED FOR ONE OF THE
FOLLOWING REASONS-

1. THE DEVICE IS JAMMED.
2. A STACKER STOP HAS OCCURRED.
3. A STACKER IS FULL OR A STACKER SELECT STOP
HAS OCCURRED.
4. THE HOPPER IS EMPTY.
5. YOU HAVE STOPPED THE DEVICE.
6. THE DEVICE IS NOT ATTACHED TO THE SYSTEM.
7. THE DEVICE IS NOT READY.

UME*ST

RECOVERY- 0-- CORRECT THE CONDITION THAT CAUSED THE STOP
AND CONTINUE NORMAL PROCESSING.

2-- CONTROLLED CANCEL. THE TOTALS ARE PRINTED
AND THE JOB IS CANCELLED.

3-- IMMEDIATE CANCEL.

NOTE- FOR INFORMATION ON JAMS AND STACKER
STOPS, SEE IBM SYSTEM/3 DISK SYSTEM UTILITY
PROGRAM FOR IBM 1255 MAGNETIC CHARACTER
READER REFERENCE MANUAL, SC21-7521, OR
IBM SYSTEM/3 DISK SYSTEM UTILITY PROGRAM
FOR IBM 1255,1270 MODELS 21, 22, AND 23
REFERENCE MANUAL, SH19-0041.

HALT

LOG

OPTIONS

REASON AND RECOVERY

SHEET 102



123

IMFO

REASON- MFCU FEED CHECK. ONE OR MORE CARDS ARE
MISPOSITIONED OR JAMMED IN CARD FEED PATH.

RECOVERY- 1-- 1. PRESS CONSOLE START. THE DISPLAY IN THE
MESSAGE DISPLAY UNIT WILL CHANGE FROM
FO TO TWO NUMBERS. YOU WILL USE THESE
NUMBERS IN STEP 5.
2. OPEN MFCU TOP COVERS.
3. REMOVE CARD FROM PRIMARY, UPPER, WAIT
STATION, IF PRESENT, AND PLACE IT UNDER
THE CARDS IN PRIMARY HOPPER. READ
CLEARING A CARD JAM IN CHAPTER 3 OF
OPERATOR'S GUIDE IF YOU ARE NOT
FAMILIAR WITH HOW TO PHYSICALLY REMOVE
THE CARDS FROM THE CARD FEED PATH.
4. REMOVE ALL REMAINING CARDS FROM CARD
FEED PATH, STARTING AT AREA BETWEEN
HOPPER AND WAIT STATION AND PROGRESSING
THROUGH PRINT UNIT AREA. KEEP CARDS
FACE DOWN AND IN ORDER, WITH THE CARD
REMOVED FROM THE PRINT UNIT
AREA ON THE BOTTOM.
NOTE- IF THE LIGHT INDICATORS 7, 8, 10,
OR 12 IN THE MFCU OPERATOR'S PANEL ARE
LIT, REPLACE THE CARD THAT WILL BE
FOUND BETWEEN THE PUNCH STATION AND THE
CORNER STATION WITH A BLANK CARD IF
A BLANK CARD IS THERE OR WITH A PRE-
PUNCHED CARD IF A PREPUNCHED CARD IS
THERE.

HALT

LOG

OPTIONS

REASON AND RECOVERY

SHEET 103

5. RERUN THE JOB. IF THE HE HALT RECURS, PERFORM THE FOLLOWING-
6. RECORD CONTENTS OF THE ARR. SEE PROCEDURES LATER IN THE DESCRIPTION OF THIS HALT ON HOW TO READ THE ARR.
7. CONTACT IBM FOR HARDWARE SUPPORT.

3

REASON- THE DISK ERROR OCCURRED ON CYLINDER 0 OF THE UNIT INDICATED BY THE LEFT CHARACTER OF THE DISPLAY. THE PACK IS PROBABLY UNUSABLE.

- RECOVERY-
1. PRESS CONSOLE START, OR APPROPRIATE HALT/RESET KEY. EJ IS THEN DISPLAYED IN THE MESSAGE DISPLAY UNIT.
 2. RERUN THE JOB. IF THE HALT RECURS, PERFORM THE FOLLOWING-
 3. INITIALIZE THE DISK INDICATED BY THE LEFT CHARACTER OF THE DISPLAY.
 4. REBUILD THE SYSTEM, OR DATA ON THE INITIALIZED DISK.
 5. RERUN THE JOB. IF THE HE HALT RECURS, PERFORM THE FOLLOWING-
 6. RECORD CONTENTS OF THE ARR. SEE PROCEDURES LATER IN THE DESCRIPTION OF THIS HALT ON HOW TO READ THE ARR.
 7. CONTACT IBM FOR HARDWARE SUPPORT.

4

REASON- THE DISK ERROR OCCURRED IN THE OBJECT LIBRARY OF THE UNIT SPECIFIED BY THE LEFT CHARACTER OF THE DISPLAY.

- RECOVERY-
1. PRESS CONSOLE START, OR APPROPRIATE HALT/RESET KEY. EJ IS THEN DISPLAYED IN THE MESSAGE DISPLAY UNIT.
 2. RERUN THE JOB. IF THE HALT RECURS, PERFORM THE FOLLOWING-
 3. INITIALIZE THE DISK INDICATED BY THE LEFT CHARACTER OF THE DISPLAY.

HALT

LOG

OPTIONS

REASON AND RECOVERY

SHEET 104

4. REBUILD THE SYSTEM, OR DATA ON THE INITIALIZED DISK.
5. RERUN THE JOB. IF THE HE HALT RECURS, PERFORM THE FOLLOWING--
6. RECORD CONTENTS OF THE ARR. SEE PROCEDURES LATER IN THE DESCRIPTION OF THIS HALT ON HOW TO READ THE ARR.
7. CONTACT IBM FOR HARDWARE SUPPORT.



REASON- THE DISK ERROR OCCURRED IN THE INQUIRY WORK AREA OF THE UNIT INDICATED BY THE LEFT CHARACTER OF THE DISPLAY.

- RECOVERY-
1. PRESS CONSOLE START, OR APPROPRIATE HALT/RESET KEY. EJ IS THEN DISPLAYED IN THE MESSAGE DISPLAY UNIT.
 2. RERUN THE JOB. IF THE HALT RECURS, PERFORM THE FOLLOWING--
 3. INITIALIZE THE DISK INDICATED BY THE LEFT CHARACTER OF THE DISPLAY.
 4. REBUILD THE SYSTEM, OR DATA ON THE INITIALIZED DISK.
 5. RERUN THE JOB. IF THE HE HALT RECURS, PERFORM THE FOLLOWING--
 6. RECORD CONTENTS OF THE ARR. SEE PROCEDURES LATER IN THE DESCRIPTION OF THIS HALT ON HOW TO READ THE ARR.
 7. CONTACT IBM FOR HARDWARE SUPPORT.



REASON- THE DISK ERROR OCCURRED IN THE SOURCE LIBRARY OF THE UNIT INDICATED BY THE LEFT CHARACTER OF THE DISPLAY.

- RECOVERY-
1. PRESS CONSOLE START, OR APPROPRIATE HALT/RESET KEY. EJ IS THEN DISPLAYED IN THE MESSAGE DISPLAY UNIT.
 2. RERUN THE JOB. IF THE HALT RECURS, PERFORM THE FOLLOWING--
 3. INITIALIZE THE DISK INDICATED BY THE LEFT CHARACTER OF THE DISPLAY.

HALT

LOG

OPTIONS

REASON AND RECOVERY

SHEET 105

4. REBUILD THE SYSTEM, OR DATA ON THE INITIALIZED DISK.
5. RERUN THE JOB. IF THE HE HALT RECURS, PERFORM THE FOLLOWING-
6. RECORD CONTENTS OF THE ARR. SEE PROCEDURES LATER IN THE DESCRIPTION OF THIS HALT ON HOW TO READ THE ARR.
7. CONTACT IBM FOR HARDWARE SUPPORT.

6

REASON- THE DISK ERROR OCCURRED WHILE A DISK WAS BEING INITIALIZED. IF THE ERROR OCCURRED ON F1 OR F2, CONTACT IBM FOR HARDWARE SUPPORT. IF THE ERROR OCCURRED ON R1 OR R2, THE PACK IS UNUSABLE. THE PACK BEING INITIALIZED IS INDICATED BY THE LEFT CHARACTER OF THE DISPLAY.

RECOVERY- RECORD CONTENTS OF THE ARR. SEE PROCEDURES LATER IN THE DESCRIPTION OF THIS HALT ON HOW TO READ THE ARR. PRESS CONSOLE START, OR APPROPRIATE HALT/RESET KEY. EJ IS THEN DISPLAYED IN THE MESSAGE DISPLAY UNIT. RERUN JOB USING A DIFFERENT PACK.

7

REASON- THE DISK ERROR OCCURRED WHILE RUNNING ALTERNATE TRACK ASSIGNMENT PROGRAM. IF THE ERROR OCCURRED ON F1 OR 2, CONTACT IBM FOR HARDWARE SUPPORT. IF THE ERROR OCCURRED ON R1 OR R2, THE PACK IS UNUSABLE. THE UNIT ON WHICH THE ERROR OCCURRED IS INDICATED BY THE LEFT CHARACTER OF THE DISPLAY.

RECOVERY- RECORD CONTENTS OF THE ARR. SEE PROCEDURES LATER IN THE DESCRIPTION OF THIS HALT ON HOW TO READ THE ARR. PRESS CONSOLE START, OR APPROPRIATE HALT/RESET KEY. EJ IS THE DISPLAYED IN THE MESSAGE DISPLAY UNIT. REBUILD SYSTEM OR DATA ON A DIFFERENT PACK AND RUN OTHER JOBS.

A

REASON- SEE NOTE AT END OF DESCRIPTION.

TO READ ARR-

1. PRESS CONSOLE STOP.

NOTE- IF YOU HAVE DPF, DISABLE THE PROGRAM LEVEL IN WHICH THE HALT DID NOT OCCUR BY SETTING THE APPROPRIATE P1 OR P2 SWITCH LOCATED ON THE CE PANEL TO OFF. THE PROCESS LIGHT FOR THE LEVEL IN WHICH THE HALT OCCURRED MUST BE ON BEFORE READING THE ARR.

2. SET LSR DISPLAY SELECTOR ON CE PANEL TO ARR.

3. SET REGISTER DISPLAY UNIT TO LSR HI LSR LO.

4. RECORD CONTENTS OF ARR.

5. SET LSR DISPLAY SELECTOR ON CE PANEL TO NORMAL.

6. FOR A DPF SYSTEM, SET P1 OR P2 SWITCH TO ON.

NOTE- SAVE THE CONTENTS OF THE ARR THAT YOU RECORDED FOR IBM. THE CONTENTS OF THE ARR INDICATE THE CYLINDER/SECTOR OF WHERE THE DISK ERROR OCCURRED.

NOTE- THERE IS ALSO A HE HALT FOLLOWED BY A SECONDARY OA HALT. THE REASON FOR THE SECONDARY OA HALT IS THAT THE ERROR OCCURRED DURING IPL, THUS PREVENTING THE COMPLETION OF IPL. THE RECOVERY FOR THIS IS TO IPL AGAIN. IF THE HALT CONTINUES TO OCCUR, RECORD THE CONTENTS OF THE ARR AND CONTACT IBM FOR HARDWARE SUPPORT.



03 REASON- A // COMPIL STATEMENT WAS READ AND IS NOT REQUIRED.

PROBABLE USER ERROR.

CIHF

RECOVERY- 0-- CONTINUE. THE STATEMENT IS IGNORED.

3-- IMMEDIATE CANCEL.



IMF4

123

REASON- MFCU PUNCH CHECK. EXTRA OR MISSING PUNCHES IN CARD IN STACKER INDICATED BY SECOND HALT.

RECOVERY- 1-- 1. CHECK SEC OR PRI LIGHT ON MFCU TO DETERMINE WHICH HOPPER HELD CARD THAT CAUSED HALT.

2. PRESS CONSOLE START. THE MESSAGE DISPLAY UNIT CHANGES TO 01, 02, 03, 04. THIS HALT INDICATES STACKER WHICH HOLDS INCORRECT CARD.

3. CHECK IF BLANK OR PREPUNCHED CARDS ARE BEING PUNCHED. IF BLANK CARDS ARE BEING USED, REMOVE LAST CARD IN STACKER INDICATED BY SECOND HALT AND GO TO STEP 8. IF PREPUNCHED CARDS ARE BEING USED, PROCEED WITH STEPS 4 THROUGH 9.

4. MARK LAST CARD IN INDICATED STACKER.

5. PRESS MFCU STOP.

6. RAISE CARDS IN HOPPER WHICH FED LAST CARD AND PRESS NPRO. ONE CARD IS FED INTO STACKER 1.

7. UNDER CARDS IN HOPPER, PLACE BLANK CARD FOLLOWED BY LAST CARD IN STACKER 1.

8. PRESS MFCU START.

9. IF YOU ARE USING PREPUNCHED CARDS, DO THE FOLLOWING WHEN THE JOB IS COMPLETED- PUNCH AND VERIFY THE PREPUNCHED INFORMATION FROM THE MARKED CARD INTO THE CARD IMMEDIATELY FOLLOWING IT. DISCARD THE MARKED CARD AND PLACE THE NEW CARD IN THE DECK IN ITS PLACE.

2-- CONTROLLED CANCEL.

NOTE- CLEAR ALL ERROR INDICATIONS ON THE MFCU BEFORE SELECTING OPTION 2.

3-- IMMEDIATE CANCEL.

HALT LOG OPTIONS REASON AND RECOVERY

F5

IMF5

023 REASON- MFCU PUNCH INVALID. A CHARACTER WHICH IS NOT ONE OF THE 64 CHARACTERS RECOGNIZED BY SYSTEM/3 HAS BEEN SPECIFIED TO BE PUNCHED BY THE MFCU.

RECOVERY- 0-- 1. PRESS CONSOLE START. THE MESSAGE DISPLAY UNIT CHANGES TO 01, 02, 03, OR 04. THIS HALT INDICATES STACKER WHICH HOLDS INCORRECT CARD.
2. MARK LAST CARD IN INDICATED STACKER.
3. PRESS MFCU START.

PROCESSING CONTINUES. THE MARKED CARD WILL NEED TO BE CORRECTED.

2-- CONTROLLED CANCEL.

NOTE- CLEAR ALL ERROR INDICATIONS ON THE MFCU BEFORE SELECTING OPTION 2.

3-- IMMEDIATE CANCEL.

F6

IMF6

023 REASON- MFCU PRINT CHECK. THE PRINTING ON THE CARDS COULD BE IN ERROR. THE WRONG CHARACTERS COULD BE PRINTED, CHARACTERS COULD ONLY BE PARTIALLY PRINTED, THE PRINTING COULD BE IN THE WRONG POSITION ON THE CARDS, OR SOME OF THE PRINTING COULD BE MISSING FROM THE CARDS.

RECOVERY- 0-- 1. MARK THE LAST CARD IN EACH STACKER BEING USED FOR OUTPUT. IF IN DOUBT, MARK THE LAST CARD IN EACH STACKER CONTAINING CARDS.
2. ON COMPLETION OF THE RUN, NOTIFY THE PROGRAMMER OF THE MFCU PRINT CHECK. THE CARDS TO CHECK FOR PRINT ERRORS ARE THE MARKED CARDS AND THE TWO PRECEDING CARDS IN EACH OUTPUT FILE.

2-- CONTROLLED CANCEL.

NOTE- CLEAR ALL ERROR INDICATIONS ON THE MFCU BEFORE SELECTING OPTION 2.

3-- IMMEDIATE CANCEL.

F8

CIF8

3 REASON- THE HALT OCCURRED FOR ONE OF THE FOLLOWING REASONS-

1-- FOR AN ASSEMBLER PROGRAM, THE DTF LENGTH IS ZERO AND THE MAXIMUM SKIP VALUE SPECIFIED IN THE DTF IS GREATER THAN THE PAGE SIZE FOR THAT TRACTOR.

2-- FOR AN RPG II PROGRAM, THE LINE COUNTER SPECIFICATIONS HAVE BEEN OMITTED AND THE MAXIMUM SKIP VALUE SPECIFIED ON THE OUTPUT OR CALCULATION SPECIFICATIONS IS GREATER THAN THE PAGE SIZE FOR THAT TRACTOR.

PROBABLE USER ERROR.

RECOVERY- 3-- IMMEDIATE CANCEL.

HALT

LOG

OPTIONS

REASON AND RECOVERY

SHEET 108.1



123

REASON- RECORD WITH A SPECIFIED MATCH FIELD IS OUT OF SEQUENCE. STATEMENT NUMBER 1 ON THE RPG SOURCE LISTING INDICATES THE FILE IN ERROR.
NOTE- IF THE RECORD IN ERROR IS READ FROM THE PRIMARY HOPPER, PRI LIGHT ON, IT WILL BE FED INTO STACKER 1. IF THE RECORD IN ERROR IS READ FROM THE SECONDARY HOPPER, SEC LIGHT ON, IT WILL BE FED INTO STACKER 4. SINCE THE DATA CARDS CAN BE FED INTO ANY STACKER DESIRED, IT WILL BE NECESSARY TO MARK THE LAST CARD IN STACKER 1 OR 4 WHEN DATA CARDS ARE BEING FED INTO EITHER STACKER. THE CARD IN ERROR WILL BE THE MARKED CARD OR THE ONE FOLLOWING IT. IF THE DATA CARDS ARE BEING FED INTO ANY STACKERS OTHER THAN 1 AND 4, IT IS NOT NECESSARY TO MARK ANY CARDS SINCE THE CARDS IN ERROR WILL BE SEPARATED FROM THE OTHER DATA CARDS.

R J1

RECOVERY- 1-- BYPASS TO BEGINNING OF RPG CYCLE AND READ AGAIN FROM THIS FILE.
2-- CONTROLLED CANCEL. DUMP TABLES AND EXECUTE LR CALCS AND LR OUTPUT IF AVAILABLE.
3-- IMMEDIATE CANCEL.



123

REASON- RECORD WITH A SPECIFIED MATCH FIELD IS OUT OF SEQUENCE. STATEMENT NUMBER 2 ON THE RPG SOURCE LISTING INDICATES THE FILE IN ERROR.
NOTE- IF THE RECORD IN ERROR IS READ FROM THE PRIMARY HOPPER, PRI LIGHT ON, IT WILL BE FED INTO STACKER 1. IF THE RECORD IN ERROR IS READ FROM THE SECONDARY HOPPER, SEC LIGHT ON, IT WILL BE FED INTO STACKER 4. SINCE THE DATA CARDS CAN BE FED INTO ANY STACKER DESIRED, IT WILL BE NECESSARY TO MARK THE LAST CARD IN STACKER 1 OR 4 WHEN DATA CARDS ARE BEING FED INTO EITHER STACKER. THE CARD IN ERROR WILL BE THE MARKED CARD OR THE ONE FOLLOWING IT. IF THE DATA CARDS ARE BEING FED INTO ANY STACKERS OTHER THAN 1 AND 4, IT IS NOT NECESSARY TO MARK ANY CARDS SINCE THE CARDS IN ERROR WILL BE SEPARATED FROM THE OTHER DATA CARDS.

R J2

RECOVERY- 1-- BYPASS TO BEGINNING OF RPG CYCLE AND READ AGAIN FROM THIS FILE.
2-- CONTROLLED CANCEL. DUMP TABLES AND EXECUTE LR CALCS AND LR OUTPUT IF AVAILABLE.
3-- IMMEDIATE CANCEL.

HALT

LOG

OPTIONS

REASON AND RECOVERY

SHEET 108.2

43

123

REASON- RECORD WITH A SPECIFIED MATCH FIELD IS OUT OF SEQUENCE. STATEMENT NUMBER 3 ON THE RPG SOURCE LISTING INDICATES THE FILE IN ERROR.

NOTE- IF THE RECORD IN ERROR IS READ FROM THE PRIMARY HOPPER, PRI LIGHT ON, IT WILL BE FED INTO STACKER 1. IF THE RECORD IN ERROR IS READ FROM THE SECONDARY HOPPER, SEC LIGHT ON, IT WILL BE FED INTO STACKER 4. SINCE THE DATA CARDS CAN BE FED INTO ANY STACKER DESIRED, IT WILL BE NECESSARY TO MARK THE LAST CARD IN STACKER 1 OR 4 WHEN DATA CARDS ARE BEING FED INTO EITHER STACKER. THE CARD IN ERROR WILL BE THE MARKED CARD OR THE ONE FOLLOWING IT. IF THE DATA CARDS ARE BEING FED INTO ANY STACKERS OTHER THAN 1 AND 4, IT IS NOT NECESSARY TO MARK ANY CARDS SINCE THE CARDS IN ERROR WILL BE SEPARATED FROM THE OTHER DATA CARDS.

R J3

RECOVERY- 1-- BYPASS TO BEGINNING OF RPG CYCLE AND READ AGAIN FROM THIS FILE.

2-- CONTROLLED CANCEL. DUMP TABLES AND EXECUTE LR CALCS AND LR OUTPUT IF AVAILABLE.

3-- IMMEDIATE CANCEL.

44

123

REASON- RECORD WITH A SPECIFIED MATCH FIELD IS OUT OF SEQUENCE. STATEMENT NUMBER 4 ON THE RPG SOURCE LISTING INDICATES THE FILE IN ERROR.

NOTE- IF THE RECORD IN ERROR IS READ FROM THE PRIMARY HOPPER, PRI LIGHT ON, IT WILL BE FED INTO STACKER 1. IF THE RECORD IN ERROR IS READ FROM THE SECONDARY HOPPER, SEC LIGHT ON, IT WILL BE FED INTO STACKER 4. SINCE THE DATA CARDS CAN BE FED INTO ANY STACKER DESIRED, IT WILL BE NECESSARY TO MARK THE LAST CARD IN STACKER 1 OR 4 WHEN DATA CARDS ARE BEING FED INTO EITHER STACKER. THE CARD IN ERROR WILL BE THE MARKED CARD OR THE ONE FOLLOWING IT. IF THE DATA CARDS ARE BEING FED INTO ANY STACKERS OTHER THAN 1 AND 4, IT IS NOT NECESSARY TO MARK ANY CARDS SINCE THE CARDS IN ERROR WILL BE SEPARATED FROM THE OTHER DATA CARDS.

R J4

RECOVERY- 1-- BYPASS TO BEGINNING OF RPG CYCLE AND READ AGAIN FROM THIS FILE.

2-- CONTROLLED CANCEL. DUMP TABLES AND EXECUTE LR CALCS AND LR OUTPUT IF AVAILABLE.

3-- IMMEDIATE CANCEL.



3

REASON- PROGRAM IS REQUESTING THE DATA RECORDER. THIS DEVICE IS NOT SUPPORTED BY THE IBM SYSTEM/3 DISK SYSTEM.

PROBABLE USER ERROR.

CIFA

RECOVERY- 3-- IMMEDIATE CANCEL. THIS PROGRAM MUST BE RUN ON THE IBM SYSTEM/3 MODEL 6.




3

REASON- PROGRAM IS REQUESTING THE CATHODE RAY TUBE DISPLAY. THIS DEVICE IS NOT SUPPORTED BY THE IBM SYSTEM/3 DISK SYSTEM.

PROBABLE USER ERROR.

CIFC

RECOVERY- 3-- IMMEDIATE CANCEL. THIS PROGRAM MUST BE RUN ON THE IBM SYSTEM/3 MODEL 6.



3

REASON- THE PRINTER LINE LENGTH REQUESTED BY THE PROGRAM EXCEEDS THE ACTUAL SIZE OF THE PRINTER AS SPECIFIED AT SYSTEM GENERATION.

PROBABLE USER ERROR.

CIFE

RECOVERY- 3-- IMMEDIATE CANCEL.



3

REASON- PROGRAM IS REQUESTING THE LEDGER CARD DEVICE. THIS DEVICE IS NOT SUPPORTED BY THE IBM SYSTEM/3 DISK SYSTEM.

PROBABLE USER ERROR.

CIFF

RECOVERY- 3-- IMMEDIATE CANCEL. THIS PROGRAM MUST BE RUN ON AN IBM SYSTEM/3 MODEL 6 SYSTEM.

HALT LOG OPTIONS REASON AND RECOVERY SHEET 110



3 REASON- PROGRAM IS TRYING TO ALLOCATE BSCA AND BSCA IS NOT SUPPORTED OR IS BEING USED BY THE OTHER PROGRAM LEVEL.

PROBABLE USER ERROR.

CIFH

RECOVERY- 3-- IMMEDIATE CANCEL.



3 REASON- PROGRAM IS REQUESTING IBM 1442 CARD READ PUNCH. THE DEVICE IS NOT SUPPORTED BY THE SYSTEM/3 DISK SYSTEM.

PROBABLE USER ERROR.

CIFJ

RECOVERY- 3-- IMMEDIATE CANCEL.



3 REASON- THE HALT OCCURRED FOR ONE OF THE FOLLOWING REASONS-
1. PRINTER-KEYBOARD OR DATA ENTRY KEYBOARD IS NOT SUPPORTED OR,
2. DATA ENTRY KEYBOARD IS ALLOCATED TO THE OTHER PROGRAM LEVEL AND CANNOT BE USED BY THIS PROGRAM LEVEL.

PROBABLE USER ERROR.

CIFL

RECOVERY- 3-- IMMEDIATE CANCEL.



3 REASON- PROGRAM IS ATTEMPTING TO ALLOCATE THE PRINTER AND IT HAS BEEN ALLOCATED FOR THE OTHER PROGRAM LEVEL.

PROBABLE USER ERROR.

CIFP

RECOVERY- 3-- IMMEDIATE CANCEL.



3 REASON- PROGRAM IS ATTEMPTING TO ALLOCATE THE MFCU AND IT HAS ALREADY BEEN ALLOCATED FOR THE OTHER PROGRAM LEVEL.

PROBABLE USER ERROR.

CIFU

RECOVERY- 3-- IMMEDIATE CANCEL.

HALT LOG OPTIONS REASON AND RECOVERY

J9

123

REASON- RECORD WITH A SPECIFIED MATCH FIELD IS OUT OF SEQUENCE. STATEMENT NUMBER 9 ON THE RPG SOURCE LISTING INDICATES THE FILE IN ERROR.
NOTE- IF THE RECORD IN ERROR IS READ FROM THE PRIMARY HOPPER, PRI LIGHT ON, IT WILL BE FED INTO STACKER 1. IF THE RECORD IN ERROR IS READ FROM THE SECONDARY HOPPER, SEC LIGHT ON, IT WILL BE FED INTO STACKER 4. SINCE THE DATA CARDS CAN BE FED INTO ANY STACKER DESIRED, IT WILL BE NECESSARY TO MARK THE LAST CARD IN STACKER 1 OR 4 WHEN DATA CARDS ARE BEING FED INTO EITHER STACKER. THE CARD IN ERROR WILL BE THE MARKED CARD OR THE ONE FOLLOWING IT. IF THE DATA CARDS ARE BEING FED INTO ANY STACKERS OTHER THAN 1 AND 4, IT IS NOT NECESSARY TO MARK ANY CARDS SINCE THE CARDS IN ERROR WILL BE SEPARATED FROM THE OTHER DATA CARDS.

R J9

RECOVERY- 1-- BYPASS TO BEGINNING OF RPG CYCLE AND READ AGAIN FROM THIS FILE.

2-- CONTROLLED CANCEL. DUMP TABLES AND EXECUTE LR CALCS AND LR OUTPUT IF AVAILABLE.

3-- IMMEDIATE CANCEL.

JA

3

REASON- ATTEMPTING TO LOAD A PROGRAM THAT REQUIRES OR ALLOWS INQUIRY WHILE A PROGRAM THAT ALSO REQUIRES OR ALLOWS INQUIRY IS IN EXECUTION IN THE OTHER PROGRAM LEVEL.

PROBABLE USER ERROR.

CIJA

RECOVERY- 3-- IMMEDIATE CANCEL.

A black square containing the white characters 'CIJC' in a stylized, monospaced font.

- 3 REASON- THE PROGRAM CANNOT BE RUN FOR ONE OF THE FOLLOWING REASONS-
1. THIS PROGRAM MUST BE RUN IN THE DEDICATED MODE AND THE OTHER PROGRAM LEVEL IS BEING USED.
 2. THE PROGRAM IN THE OTHER LEVEL MUST RUN DEDICATED.

CIJC

RECOVERY- 3-- IMMEDIATE CANCEL.

A black square containing the white characters 'CIJE' in a stylized, monospaced font.

- 03 REASON- A DEDICATED PROGRAM BEING LOADED INTO LEVEL 1 REQUIRES MORE CORE STORAGE THAN IS AVAILABLE. A PARTITION STATEMENT HAS PREVIOUSLY BEEN GIVEN WHICH HAS SET LEVEL 2 BOUNDARIES, THEREFORE REDUCING CORE STORAGE AVAILABLE FOR LEVEL 1. THERE IS NO JOB RUNNING IN LEVEL 2 WHEN THIS HALT OCCURS.

PROBABLE USER ERROR.

CIJE

RECOVERY- 0-- CONTINUE. INITIATE THE DEDICATED JOB IN LEVEL 1. THE PARTITION BOUNDARIES ARE TEMPORARILY DISABLED FOR LEVEL 2. THE PARTITION VALUES ARE RESET WHEN THE DEDICATED JOB IS COMPLETED.

3-- IMMEDIATE CANCEL.

TO RUN THE JOB-

1. SUPPLY A PARTITION STATEMENT CHANGING LEVEL 2 BOUNDARIES, AND RUN THE JOB OR
2. IPL THE SYSTEM AND THEN RUN THE JOB.

A black square containing the white characters 'CCJF' in a stylized, monospaced font.

- 3 REASON- AN ATTEMPT IS BEING MADE TO LOAD AN INQUIRY PROGRAM, BUT THE PRINTER-KEYBOARD IS BEING USED AS THE SYSTEM INPUT DEVICE BY THE OTHER PROGRAM LEVEL.

CCJF

RECOVERY- 3-- IMMEDIATE CANCEL. THEN HALT J' WILL OCCUR.



3

REASON- AN ATTEMPT IS BEING MADE TO START A PROGRAM WHICH ALLOWS INTERRUPTS IN PROGRAM LEVEL 2. DPF ONLY.

PROBABLE USER ERROR.

CIJH

RECOVERY- 3-- IMMEDIATE CANCEL, THIS TYPE OF PROGRAM MUST BE PROCESSED IN PROGRAM LEVEL 1.



3

REASON- AN ATTEMPT IS BEING MADE TO LOAD AN OBJECT PROGRAM, BUT THERE IS NO OBJECT LIBRARY ON THE SPECIFIED UNIT.

PROBABLE USER ERROR.

CIJJ

RECOVERY- 3-- IMMEDIATE CANCEL.



REASON- THERE IS NOT ENOUGH AVAILABLE STORAGE TO START THE SELECTED PROGRAM. DPF ONLY.

PROBABLE USER ERROR.

RECOVERY----- PRESS APPROPRIATE HALT/RESET KEY TO TRY TO GET CORE STORAGE NEEDED FOR THE JOB.

NOTE- IF THE PRECEDING DOES NOT WORK, WAIT UNTIL THE JOB IN THE OTHER LEVEL IS COMPLETE, THEN TRY LOADING THIS JOB AGAIN.



REASON- A SYSTEM INPUT DEVICE HAS BEEN SELECTED TO LOAD A PROGRAM, BUT THE SYSTEM INPUT DEVICE HAS ALREADY BEEN ASSIGNED TO THE OTHER PROGRAM LEVEL. DPF ONLY.

PROBABLE USER ERROR.

RECOVERY----- TRY ONE OF THE FOLLOWING-

1. PRESS APPROPRIATE HALT/RESET KEY TO TRY TO GET DEVICE AGAIN, OR
2. SELECT ANOTHER DEVICE FOR THIS JOB.

NOTE- IF THE PRECEDING DOES NOT WORK, WAIT UNTIL THE JOB IN THE OTHER LEVEL IS COMPLETE, THEN TRY LOADING THIS JOB AGAIN.



023 REASON- A CANCEL REQUEST HAS BEEN MADE FROM THE INTERRUPT KEY. DPF ONLY.

PROBABLE USER ERROR.

RECOVERY- 0-- CONTINUE. THE CANCEL REQUEST IS IGNORED.

- 2-- CONTROLLED CANCEL, JOB IS CANCELLED.
- 3-- IMMEDIATE CANCEL.

SETTING THE RIGHTMOST ADDRESS/DATA SWITCH TO ANY VALUE OTHER THAN 2 AND 3 WILL ALLOW THE JOB TO CONTINUE.



02 REASON- AN INQUIRY REQUEST HAS BEEN RECEIVED AND ACCEPTED.

CCJYRD

RECOVERY- 0-- CONTINUE. IF THE MFCU WAS BEING USED BY THE INTERRUPTED PROGRAM, USE NPRO TO CLEAR ANY CARDS FROM THE CARD FEED PATHS. PREPARE AND READY ANY DEVICES REQUIRED BY THE INTERRUPTING PROGRAM. IF SYSTEM IPL WAS FROM A REMOVABLE PACK, THAT PACK MUST NOT BE DISMOUNTED.

HALT LOG OPTIONS REASON AND RECOVERY

SHEET 115

2-- CONTROLLED CANCEL. THE INQUIRY REQUEST IS CANCELLED AND CONTROL IS GIVEN BACK TO THE INTERRUPTED PROGRAM.

NOTE- IF THE MFCU IS BEING USED BY THE INTERRUPTED PROGRAM, PERFORM THE FOLLOWING-

1. RAISE CARDS IN PRIMARY HOPPER.
2. PRESS MFCU NPRO.
3. PLACE CARD FED INTO STACKER 1 IN FRONT OF CARDS IN PRIMARY HOPPER.
4. IF SECONDARY HOPPER IS BEING USED, RAISE CARDS IN HOPPER.
5. PRESS MFCU NPRO.
6. PLACE CARD FED INTO STACKER 1 IN FRONT OF CARDS IN SECONDARY HOPPER.
7. PRESS MFCU START.

- 3 REASON- HALT OCCURRED FOR ONE OF THE FOLLOWING REASONS-
1. SELECTED DUAL PROGRAM CONTROL SWITCH POSITION DOES NOT HAVE THE DEVICE DESIRED ASSIGNED TO THAT POSITION.
 2. YOU DO NOT HAVE THE DEVICE REQUESTED.
 3. DEVICE IS BEING USED BY THE OTHER LEVEL. THIS IS A DPF HALT ONLY.

PROBABLE USER ERROR.

CTJ

RECOVERY- 3-- IMMEDIATE CANCEL.



03 REASON- EXECUTION OF AN INQUIRY PROGRAM HAS BEEN COMPLETED. THE INTERRUPTED PROGRAM CAN NOW RESUME PROCESSING.

NOTE- THE J' HALT CAN RECUR FOR ANY OF THE FOLLOWING REASONS-

1. A DEVICE REQUIRED BY THE INTERRUPTED PROGRAM IS NOT READY FOR USE. YOU MUST READY ALL DEVICES USED BY THE INTERRUPTED PROGRAM.
2. THE PACK THAT WAS BEING USED BY THE INTERRUPTED PROGRAM IS NOT MOUNTED. YOU MUST MOUNT THE PACK THAT WAS BEING USED BY THE INTERRUPTED PROGRAM.
3. AN MFCU ERROR COULD HAVE OCCURRED WHEN READING THE FIRST CARD FROM EITHER HOPPER. CHECK THE LIGHTS ON THE MFCU TO DETERMINE IF AN MFCU ERROR OCCURRED. IF AN MFCU ERROR OCCURRED, PERFORM THE FOLLOWING-
 - A. OPEN MFCU TOP COVERS.
 - B. REMOVE CARD FROM PRIMARY FEED PATH, IF ANY, AND PLACE IT AHEAD OF CARDS IN PRIMARY HOPPER.
 - C. REMOVE CARD FROM SECONDARY FEED PATH, IF ANY, AND PLACE IT AHEAD OF CARDS IN SECONDARY HOPPER.
 - D. CLOSE MFCU TOP COVERS.
 - E. PRESS MFCU START.

CCJ'RD

RECOVERY- 0-- CONTINUE, PREPARE AND READY ALL DEVICES REQUIRED BY THE INTERRUPTED PROGRAM. IF THE MFCU IS USED, PLACE THE CARDS FROM THE INTERRUPTED PROGRAM BACK IN THE HOPPERS. CARDS THAT WERE RUNOUT ON NPRO MUST BE PLACED AHEAD OF ANY CARDS IN THEIR RESPECTIVE HOPPERS.

3-- IMMEDIATE CANCEL.

HALT LOG OPTIONS REASON AND RECOVERY



123

REASON- RECORD UNIDENTIFIABLE OR OUT OF SEQUENCE. THIS HALT OCCURS ONLY FOR FILES WITH NUMERIC ENTRIES IN COLUMNS 15 AND 16 OF RPG INPUT SPECIFICATIONS. THE FILE IN ERROR IS INDICATED BY A FILE STATEMENT NUMBER GREATER THAN 9 ON THE RPG SOURCE LISTING.

NOTE- IF THE RECORD IN ERROR IS READ FROM THE PRIMARY HOPPER, PRI LIGHT ON, IT WILL BE FED INTO STACKER 1. IF THE RECORD IN ERROR IS READ FROM THE SECONDARY HOPPER, SEC LIGHT ON, IT WILL BE FED INTO STACKER 4. SINCE THE DATA CARDS CAN BE FED INTO ANY STACKER DESIRED, IT WILL BE NECESSARY TO MARK THE LAST CARD IN STACKER 1 AND 4 WHEN DATA CARDS ARE BEING FED INTO EITHER STACKER. THE CARD IN ERROR WILL BE THE MARKED CARD OR THE ONE FOLLOWING IT. IF THE DATA CARDS ARE BEING FED INTO ANY STACKERS OTHER THAN 1 AND 4, IT IS NOT NECESSARY TO MARK ANY CARDS SINCE THE CARDS IN ERROR WILL BE SEPARATED FROM THE OTHER DATA CARDS.

R LO

RECOVERY- 1-- BYPASS TO BEGINNING OF RPG CYCLE AND READ AGAIN FROM THIS FILE.

2-- CONTROLLED CANCEL. DUMP TABLES AND EXECUTE LR CALCS AND LR OUTPUT IF AVAILABLE.

3-- IMMEDIATE CANCEL.



123

REASON- RECORD UNIDENTIFIABLE OR OUT OF SEQUENCE. THIS HALT OCCURS ONLY FOR FILES WITH NUMERIC ENTRIES IN COLUMNS 15 AND 16 OF RPG INPUT SPECIFICATIONS. STATEMENT NUMBER 1 ON THE RPG SOURCE LISTING INDICATES THE FILE IN ERROR.

NOTE- IF THE RECORD IN ERROR IS READ FROM THE PRIMARY HOPPER, PRI LIGHT ON, IT WILL BE FED INTO STACKER 1. IF THE RECORD IN ERROR IS READ FROM THE SECONDARY HOPPER, SEC LIGHT ON, IT WILL BE FED INTO STACKER 4. SINCE THE DATA CARDS CAN BE FED INTO ANY STACKER DESIRED, IT WILL BE NECESSARY TO MARK THE LAST CARD IN STACKER 1 OR 4 WHEN DATA CARDS ARE BEING FED INTO EITHER STACKER. THE CARD IN ERROR WILL BE THE MARKED CARD OR THE ONE FOLLOWING IT. IF THE DATA CARDS ARE BEING FED INTO ANY STACKERS OTHER THAN 1 AND 4, IT IS NOT NECESSARY TO MARK ANY CARDS SINCE THE CARDS IN ERROR WILL BE SEPARATED FROM THE OTHER DATA CARDS.

R L1

RECOVERY- 1-- BYPASS TO BEGINNING OF RPG CYCLE AND READ AGAIN FROM THIS FILE.

2-- CONTROLLED CANCEL. DUMP TABLES AND EXECUTE LR CALCS AND LR OUTPUT IF AVAILABLE.

3-- IMMEDIATE CANCEL.

HALT

LUG

OPTIONS

REASON AND RECOVERY

SHEET 118

L2

123

REASON- RECORD UNIDENTIFIABLE OR OUT OF SEQUENCE. THIS HALT OCCURS ONLY FOR FILES WITH NUMERIC ENTRIES IN COLUMNS 15 AND 16 OF RPG INPUT SPECIFICATIONS. STATEMENT NUMBER 2 ON THE RPG SOURCE LISTING INDICATES THE FILE IN ERROR.

NOTE- IF THE RECORD IN ERROR IS READ FROM THE PRIMARY HOPPER, PRI LIGHT ON, IT WILL BE FED INTO STACKER 1. IF THE RECORD IN ERROR IS READ FROM THE SECONDARY HOPPER, SEC LIGHT ON, IT WILL BE FED INTO STACKER 4. SINCE THE DATA CARDS CAN BE FED INTO ANY STACKER DESIRED, IT WILL BE NECESSARY TO MARK THE LAST CARD IN STACKER 1 OR 4 WHEN DATA CARDS ARE BEING FED INTO EITHER STACKER. THE CARD IN ERROR WILL BE THE MARKED CARD OR THE ONE FOLLOWING IT. IF THE DATA CARDS ARE BEING FED INTO ANY STACKERS OTHER THAN 1 AND 4, IT IS NOT NECESSARY TO MARK ANY CARDS SINCE THE CARDS IN ERROR WILL BE SEPARATED FROM THE OTHER DATA CARDS.

R L2

RECOVERY- 1-- BYPASS TO BEGINNING OF RPG CYCLE AND READ AGAIN FROM THIS FILE.

2-- CONTROLLED CANCEL. DUMP TABLES AND EXECUTE LR CALCS AND LR OUTPUT IF AVAILABLE.

3-- IMMEDIATE CANCEL.

L3

123

REASON- RECORD UNIDENTIFIABLE OR OUT OF SEQUENCE. THIS HALT OCCURS ONLY FOR FILES WITH NUMERIC ENTRIES IN COLUMNS 15 AND 16 OF RPG INPUT SPECIFICATIONS. STATEMENT NUMBER 3 ON THE RPG SOURCE LISTING INDICATES THE FILE IN ERROR.

NOTE- IF THE RECORD IN ERROR IS READ FROM THE PRIMARY HOPPER, PRI LIGHT ON, IT WILL BE FED INTO STACKER 1. IF THE RECORD IN ERROR IS READ FROM THE SECONDARY HOPPER, SEC LIGHT ON, IT WILL BE FED INTO STACKER 4. SINCE THE DATA CARDS CAN BE FED INTO ANY STACKER DESIRED, IT WILL BE NECESSARY TO MARK THE LAST CARD IN STACKER 1 OR 4 WHEN DATA CARDS ARE BEING FED INTO EITHER STACKER. THE CARD IN ERROR WILL BE THE MARKED CARD OR THE ONE FOLLOWING IT. IF THE DATA CARDS ARE BEING FED INTO ANY STACKERS OTHER THAN 1 AND 4, IT IS NOT NECESSARY TO MARK ANY CARDS SINCE THE CARDS IN ERROR WILL BE SEPARATED FROM THE OTHER DATA CARDS.

R L3

RECOVERY- 1-- BYPASS TO BEGINNING OF RPG CYCLE AND READ AGAIN FROM THIS FILE.

2-- CONTROLLED CANCEL. DUMP TABLES AND EXECUTE LR CALCS AND LR OUTPUT IF AVAILABLE.

3-- IMMEDIATE CANCEL.

HALT

LOG

OPTIONS

REASON AND RECOVERY

SHEET 118.1

L4

123

REASON- RECORD UNIDENTIFIABLE OR OUT OF SEQUENCE. THIS HALT OCCURS ONLY FOR FILES WITH NUMERIC ENTRIES IN COLUMNS 15 AND 16 OF RPG INPUT SPECIFICATIONS. STATEMENT NUMBER 4 ON THE RPG SOURCE LISTING INDICATES THE FILE IN ERROR.

NOTE- IF THE RECORD IN ERROR IS READ FROM THE PRIMARY HOPPER, PRI LIGHT ON, IT WILL BE FED INTO STACKER 1. IF THE RECORD IN ERROR IS READ FROM THE SECONDARY HOPPER, SEC LIGHT ON, IT WILL BE FED INTO STACKER 4. SINCE THE DATA CARDS CAN BE FED INTO ANY STACKER DESIRED, IT WILL BE NECESSARY TO MARK THE LAST CARD IN STACKER 1 OR 4 WHEN DATA CARDS ARE BEING FED INTO EITHER STACKER. THE CARD IN ERROR WILL BE THE MARKED CARD OR THE ONE FOLLOWING IT. IF THE DATA CARDS ARE BEING FED INTO ANY STACKERS OTHER THAN 1 AND 4, IT IS NOT NECESSARY TO MARK ANY CARDS SINCE THE CARDS IN ERROR WILL BE SEPARATED FROM THE OTHER DATA CARDS.

R L4

RECOVERY- 1-- BYPASS TO BEGINNING OF RPG CYCLE AND READ AGAIN FROM THIS FILE.

2-- CONTROLLED CANCEL. DUMP TABLES AND EXECUTE LR CALCS AND LR OUTPUT IF AVAILABLE.

3-- IMMEDIATE CANCEL.

L5

123

REASON- RECORD UNIDENTIFIABLE OR OUT OF SEQUENCE. THIS HALT OCCURS ONLY FOR FILES WITH NUMERIC ENTRIES IN COLUMNS 15 AND 16 OF RPG INPUT SPECIFICATIONS. STATEMENT NUMBER 5 ON THE RPG SOURCE LISTING INDICATES THE FILE IN ERROR.

NOTE- IF THE RECORD IN ERROR IS READ FROM THE PRIMARY HOPPER, PRI LIGHT ON, IT WILL BE FED INTO STACKER 1. IF THE RECORD IN ERROR IS READ FROM THE SECONDARY HOPPER, SEC LIGHT ON, IT WILL BE FED INTO STACKER 4. SINCE THE DATA CARDS CAN BE FED INTO ANY STACKER DESIRED, IT WILL BE NECESSARY TO MARK THE LAST CARD IN STACKER 1 OR 4 WHEN DATA CARDS ARE BEING FED INTO EITHER STACKER. THE CARD IN ERROR WILL BE THE MARKED CARD OR THE ONE FOLLOWING IT. IF THE DATA CARDS ARE BEING FED INTO ANY STACKERS OTHER THAN 1 AND 4, IT IS NOT NECESSARY TO MARK ANY CARDS SINCE THE CARDS IN ERROR WILL BE SEPARATED FROM THE OTHER DATA CARDS.

R L5

RECOVERY- 1-- BYPASS TO BEGINNING OF RPG CYCLE AND READ AGAIN FROM THIS FILE.

2-- CONTROLLED CANCEL. DUMP TABLES AND EXECUTE LR CALCS AND LR OUTPUT IF AVAILABLE.

3-- IMMEDIATE CANCEL.

HALT

LOG

OPTIONS

REASON AND RECOVERY

SHEET 118.2

L6

123

REASON- RECORD UNIDENTIFIABLE OR OUT OF SEQUENCE. THIS HALT OCCURS ONLY FOR FILES WITH NUMERIC ENTRIES IN COLUMNS 15 AND 16 OF RPG INPUT SPECIFICATIONS. STATEMENT NUMBER 6 ON THE RPG SOURCE LISTING INDICATES THE FILE IN ERROR.

NOTE- IF THE RECORD IN ERROR IS READ FROM THE PRIMARY HOPPER, PRI LIGHT ON, IT WILL BE FED INTO STACKER 1. IF THE RECORD IN ERROR IS READ FROM THE SECONDARY HOPPER, SEC LIGHT ON, IT WILL BE FED INTO STACKER 4. SINCE THE DATA CARDS CAN BE FED INTO ANY STACKER DESIRED, IT WILL BE NECESSARY TO MARK THE LAST CARD IN STACKER 1 OR 4 WHEN DATA CARDS ARE BEING FED INTO EITHER STACKER. THE CARD IN ERROR WILL BE THE MARKED CARD OR THE ONE FOLLOWING IT. IF THE DATA CARDS ARE BEING FED INTO ANY STACKERS OTHER THAN 1 AND 4, IT IS NOT NECESSARY TO MARK ANY CARDS SINCE THE CARDS IN ERROR WILL BE SEPARATED FROM THE OTHER DATA CARDS.

R L6

RECOVERY- 1-- BYPASS TO BEGINNING OF RPG CYCLE AND READ AGAIN FROM THIS FILE.

2-- CONTROLLED CANCEL. DUMP TABLES AND EXECUTE LR CALCS AND LR OUTPUT IF AVAILABLE.

3-- IMMEDIATE CANCEL.

L7

123

REASON- RECORD UNIDENTIFIABLE OR OUT OF SEQUENCE. THIS HALT OCCURS ONLY FOR FILES WITH NUMERIC ENTRIES IN COLUMNS 15 AND 16 OF RPG INPUT SPECIFICATIONS. STATEMENT NUMBER 7 ON THE RPG SOURCE LISTING INDICATES THE FILE IN ERROR.

NOTE- IF THE RECORD IN ERROR IS READ FROM THE PRIMARY HOPPER, PRI LIGHT ON, IT WILL BE FED INTO STACKER 1. IF THE RECORD IN ERROR IS READ FROM THE SECONDARY HOPPER, SEC LIGHT ON, IT WILL BE FED INTO STACKER 4. SINCE THE DATA CARDS CAN BE FED INTO ANY STACKER DESIRED, IT WILL BE NECESSARY TO MARK THE LAST CARD IN STACKER 1 OR 4 WHEN DATA CARDS ARE BEING FED INTO EITHER STACKER. THE CARD IN ERROR WILL BE THE MARKED CARD OR THE ONE FOLLOWING IT. IF THE DATA CARDS ARE BEING FED INTO ANY STACKERS OTHER THAN 1 AND 4, IT IS NOT NECESSARY TO MARK ANY CARDS SINCE THE CARDS IN ERROR WILL BE SEPARATED FROM THE OTHER DATA CARDS.

R L7

RECOVERY- 1-- BYPASS TO BEGINNING OF RPG CYCLE AND READ AGAIN FROM THIS FILE.

2-- CONTROLLED CANCEL. DUMP TABLES AND EXECUTE LR CALCS AND LR OUTPUT IF AVAILABLE.

3-- IMMEDIATE CANCEL.

4. REBUILD THE SYSTEM OR DATA ON THE INITIALIZED DISK.
5. RERUN THE JOB. IF THE HE HALT RECURS, PERFORM THE FOLLOWING-
6. RECORD CONTENTS OF THE ARR. SEE PROCEDURES LATER IN THE DESCRIPTION OF THIS HALT ON HOW TO READ THE ARR.
7. CONTACT IBM FOR HARDWARE SUPPORT.



REASON- THE DISK ERROR OCCURRED WHILE A DISK WAS BEING INITIALIZED. IF THE ERROR OCCURRED ON F1 OR F2, CONTACT IBM FOR HARDWARE SUPPORT. IF THE ERROR OCCURRED ON R1 OR R2, THE PACK IS UNUSABLE. THE PACK BEING INITIALIZED IS INDICATED BY THE LEFT CHARACTER OF THE DISPLAY.

RECOVERY- RECORD CONTENTS OF THE ARR. SEE PROCEDURES LATER IN THE DESCRIPTION OF THIS HALT ON HOW TO READ THE ARR. PRESS CONSOLE START, OR APPROPRIATE HALT/RESET KEY. EJ IS THEN DISPLAYED IN THE MESSAGE DISPLAY UNIT. RERUN JOB USING A DIFFERENT PACK.



REASON- THE DISK ERROR OCCURRED WHILE RUNNING ALTERNATE TRACK ASSIGNMENT PROGRAM. IF THE ERROR OCCURRED ON F1 OR 2, CONTACT IBM FOR HARDWARE SUPPORT. IF THE ERROR OCCURRED ON R1 OR R2, THE PACK IS UNUSABLE. THE UNIT ON WHICH THE ERROR OCCURRED IS INDICATED BY THE LEFT CHARACTER OF THE DISPLAY.

RECOVERY- RECORD CONTENTS OF THE ARR. SEE PROCEDURES LATER IN THE DESCRIPTION OF THIS HALT ON HOW TO READ THE ARR. PRESS CONSOLE START, OR APPROPRIATE HALT/RESET KEY. EJ IS THE DISPLAYED IN THE MESSAGE DISPLAY UNIT. REBUILD SYSTEM OR DATA ON A DIFFERENT PACK AND RUN OTHER JOBS.



REASON- SEE NOTE AT END OF DESCRIPTION.

HALT

LOG

OPTIONS

REASON AND RECOVERY

SHEET 120



REASON- THE DISK ERROR OCCURRED WHILE THE RJE SUPPORT WAS USING THE DISK. IF THE ERROR OCCURRED ON F1 OR F2, CONTACT IBM FOR HARDWARE SUPPORT. IF THE ERROR OCCURRED ON R1 OR R2, THE PACK CANNOT BE USED. THE UNIT ON WHICH THE ERROR OCCURRED IS INDICATED BY THE LEFT CHARACTER OF THE DISPLAY.

RECOVERY- RECORD CONTENTS OF THE ARR. SEE THE PROCEDURES LATER IN THE DESCRIPTION OF THIS HALT ON HOW TO READ THE ARR.
PRESS CONSOLE START OR THE APPROPRIATE HALT/RESET KEY. EJ IS THEN DISPLAYED IN THE MESSAGE DISPLAY UNIT. REBUILD THE SYSTEM OR DATA ON A DIFFERENT PACK AND RUN OTHER JOBS.

TO READ ARR-

1. PRESS CONSOLE STOP.
- NOTE- IF YOU HAVE DPF, DISABLE THE PROGRAM LEVEL IN WHICH THE HALT DID NOT OCCUR BY SETTING THE APPROPRIATE P1 OR P2 SWITCH LOCATED ON THE CE PANEL TO OFF. THE PROCESS LIGHT FOR THE LEVEL IN WHICH THE HALT OCCURRED MUST BE ON BEFORE READING THE ARR.
2. SET LSR DISPLAY SELECTOR ON CE PANEL TO ARR.
 3. SET REGISTER DISPLAY UNIT TO LSR HI LSR LO.
 4. RECORD CONTENTS OF ARR.
 5. SET LSR DISPLAY SELECTOR ON CE PANEL TO NORMAL.
 6. FOR A DPF SYSTEM, SET P1 OR P2 SWITCH TO ON.

NOTE- SAVE THE CONTENTS OF THE ARR THAT YOU RECORDED FOR IBM. THE CONTENTS OF THE ARR INDICATE THE CYLINDER/SECTOR OF WHERE THE DISK ERROR OCCURRED.

NOTE- THERE IS ALSO A HE HALT FOLLOWED BY A SECONDARY OA HALT. THE REASON FOR THE SECONDARY OA HALT IS THAT THE ERROR OCCURRED DURING IPL, THUS PREVENTING THE COMPLETION OF IPL. THE RECOVERY FOR THIS IS TO IPL AGAIN. IF THE HALT CONTINUES TO OCCUR, RECORD THE CONTENTS OF THE ARR AND CONTACT IBM FOR HARDWARE SUPPORT.



03

REASON- A COMPILE STATEMENT WITH A SOURCE PARAMETER WAS READ AND IS NOT REQUIRED.

PROBABLE USER ERROR.

CIHF

RECOVERY- 0-- CONTINUE. THE STATEMENT IS IGNORED.

3-- IMMEDIATE CANCEL.

LE

3

REASON- NO // FILE STATEMENT WAS READ FOR A FILE USED BY THE CURRENT PROGRAM.

PROBABLE USER ERROR.

OMITTED FILE NAME IS LOGGED BEFORE HALT CODE.

CILE

RECOVERY- 3-- IMMEDIATE CANCEL.

LH

3

REASON- AN ATTEMPT IS BEING MADE TO USE AN EXISTING FILE AS AN OUTPUT FILE BUT NO LOCATION AND SPACE WAS SPECIFIED BY THE // FILE STATEMENT.

FILE NAME IS LOGGED BEFORE HALT CODE.

PROBABLE USER ERROR.

CILH

RECOVERY- 3-- IMMEDIATE CANCEL. IN ORDER TO RELOAD AN EXISTING FILE, LOCATION, AND TRACKS OR RECORDS MUST BE SPECIFIED.

LU

3

REASON- AN EXISTING PERMANENT FILE IS REFERENCED AS AN OUTPUT FILE. FILE MUST BE TEMPORARY OR SCRATCH.

PROBABLE USER ERROR.

CILJ

RECOVERY- 3-- IMMEDIATE CANCEL.

LL

03

REASON- AN EXISTING TEMPORARY FILE IS BEING ALLOCATED AS AN OUTPUT FILE.

PROBABLE USER ERROR.

FILE NAME IS LOGGED BEFORE HALT CODE.

CILL

RECOVERY- 0-- CONTINUE. THE FILE IS ALLOCATED WITH THE CURRENT SYSTEM DATE.

3-- IMMEDIATE CANCEL.

LP

3

REASON- AN ATTEMPT IS BEING MADE TO ALLOCATE A NEW FILE,
AND THE SAME FILE ALREADY EXISTS ON THE
REFERENCED VOLUME IN A DIFFERENT LOCATION.
THE EXISTING FILE HAS THE CURRENT SYSTEM DATE
OR THE SAME JOB DATE AS THE NEW FILE.

FILE NAME IS LOGGED BEFORE HALT CODE.

PROBABLE USER ERROR.

CILP

RECOVERY- 3-- IMMEDIATE CANCEL.

LU

13

REASON- AN ATTEMPT IS BEING MADE TO USE A FILE AND
THE PACK NAME DOES NOT AGREE WITH THE // FILE
'PACK-' SPECIFICATION.

FILE NAME IS LOGGED BEFORE HALT CODE.

PROBABLE USER ERROR.

CILU

RECOVERY- 1-- RETRY AFTER MOUNTING CORRECT PACK.

3-- IMMEDIATE CANCEL.

LY

3

REASON- AN ATTEMPT IS BEING MADE TO ALLOCATE A NEW DISK
FILE AND EITHER THERE IS INSUFFICIENT SPACE ON
THE PACK OR THE SPECIFIED TRACK LOCATION IS NOT
AVAILABLE.

PROBABLE USER ERROR.

FILE NAME IS LOGGED BEFORE HALT CODE.

CILY

RECOVERY- 3-- IMMEDIATE CANCEL.

P1

IPPI1

123

REASON- PRINTER CARRIAGE CHECK.
IF THIS HALT CONTINUES TO OCCUR, CONTACT IBM FOR
HARDWARE SUPPORT.

RECOVERY- 1-- 1. OPEN PRINTER TOP COVER.
2. OPEN REAR UNIT.
3. CHECK LAST LINE OF PRINT-
--IF THE CARRIAGE HAS NOT MOVED FROM
THE LAST LINE OF PRINT -PRINT LINE IS
BETWEEN SCRIBE LINES ON CARRIAGE- GO
TO STEP 4.
--IF THE CARRIAGE HAS MOVED- LAST PRINT
LINE IS ABOVE UPPER SCRIBE LINE ON
CARRIAGE-

-DISENGAGE CARRIAGE CLUTCH.
-USE KNOB ON RIGHT END OF CARRIAGE TO
BACK UP FORMS UNTIL FIRST LINE ON
FORM IS POSITIONED BETWEEN SCRIBE
LINES.

-PRESS CARRIAGE RESTORE KEY.
-ENGAGE CARRIAGE CLUTCH.
-PRESS CARRIAGE SPACE KEY UNTIL THE
LAST LINE OF PRINT IS BETWEEN THE
SCRIBE LINES.

-IF YOUR PRINTER HAS THE DUAL FEED
CARRIAGE FEATURE AND TWO FORMS ARE
BEING USED, BOTH FORMS MUST BE
REPOSITIONED. UNEQUAL LENGTH FORMS
MUST MAINTAIN THE SAME RELATIVE
POSITION AFTER REPOSITIONING THAT
THEY HAD WHEN THE ERROR OCCURRED.

4. CLOSE REAR UNIT.
5. CLOSE TOP COVER.
6. PRESS PRINTER START.

PRINTING CONTINUES WITH NO LOSS OF DATA OR
CARRIAGE INFORMATION.

2-- CONTROLLED CANCEL.

NOTE- CLEAR ALL ERROR INDICATIONS ON THE
PRINTER BEFORE SELECTING OPTION 2.

3-- IMMEDIATE CANCEL.

P3

IPP3

123 REASON- PAPER FORMS ON THE PRINTER HAVE JAMMED IN PRINT AREA.

RECOVERY- 1-- 1. OPEN PRINTER TOP COVER.
2. OPEN REAR UNIT.
3. CLEAR FORMS JAM.
4. DISENGAGE CARRIAGE CLUTCH.
5. POSITION NEW FORM AT FIRST PRINT LINE.
THE PROGRAM WILL SKIP TO THE LINE WHERE THE JAM WAS DETECTED.
6. PRESS CARRIAGE RESTORE KEY.
7. ENGAGE CARRIAGE CLUTCH.
8. CLOSE REAR UNIT.
9. CLOSE TOP COVER.
10. PRESS PRINTER START.

PRINTING CONTINUES ON THE NEW FORM AT THE LINE ON WHICH THE FORMS JAM WAS DETECTED.

NOTE- IF YOUR PRINTER HAS THE DUAL FEED CARRIAGE FEATURE AND TWO FORMS ARE BEING USED, BOTH FORMS MUST BE REPOSITIONED. POSITION BOTH FORMS AT THE FIRST PRINT LINE OF THE FORM THAT WAS BEING PRINTED WHEN THE ERROR OCCURRED.

2-- CONTROLLED CANCEL.

NOTE- CLEAR ALL ERROR INDICATIONS ON THE PRINTER BEFORE SELECTING OPTION 2.

3-- IMMEDIATE CANCEL.

P5

IPP5

023 REASON- PRINTER SYNCHRONOUS CHECK. THE MECHANICAL AND ELECTRICAL OPERATIONS OF THE PRINTER ARE NOT WORKING TOGETHER. TWO LINES MAY CONTAIN PRINT ERRORS. IF THIS HALT CONTINUES TO OCCUR, CONTACT IBM FOR HARDWARE SUPPORT.

RECOVERY- 0-- PRESS PRINTER START.
PROCESSING CONTINUES. IT IS NOT POSSIBLE TO CORRECT THE CHARACTERS THAT ARE PRINTED WRONG.

2-- CONTROLLED CANCEL.

NOTE- CLEAR ALL ERROR INDICATIONS ON THE PRINTER BEFORE SELECTING OPTION 2.

3-- IMMEDIATE CANCEL.

A black square containing the white text 'P6' in a digital font.

123

REASON- PRINTER INCREMENTER FAILURE CHECK.
THE PRINT HAMMERS WERE NOT MOVED TO THE NEXT
GROUP OF PRINT POSITIONS. IF THIS HALT
CONTINUES TO OCCUR, CONTACT IBM FOR HARDWARE
SUPPORT.

IPP6

RECOVERY- 1-- PRESS PRINTER START.
INFORMATION ON LINE WILL BE PRINTED WITH
NO LOSS OF DATA.

2-- CONTROLLED CANCEL.

NOTE- CLEAR ALL ERROR INDICATIONS ON THE
PRINTER BEFORE SELECTING OPTION 2.

3-- IMMEDIATE CANCEL.

A black square containing the white text 'P7' in a digital font.

023

REASON- PRINTER THERMAL CHECK. HAMMER UNIT AREA ON.
PRINTER IS OVERHEATED. IF THIS HALT CONTINUES
TO OCCUR, CONTACT IBM FOR HARDWARE SUPPORT.

IPP7

RECOVERY- 0-- PRESS PRINTER START.
PROCESSING CONTINUES.

2-- CONTROLLED CANCEL.

NOTE- CLEAR ALL ERROR INDICATIONS ON THE
PRINTER BEFORE SELECTING OPTION 2.

3-- IMMEDIATE CANCEL.



123 REASON- PRINTER PRINT CHECK. ONE CHARACTER MAY BE PRINTED WRONG. IF THIS HALT CONTINUES TO OCCUR, CONTACT IBM FOR HARDWARE SUPPORT.

IPP8

RECOVERY- 1-- 1. OPEN PRINTER TOP COVER.
 2. OPEN REAR UNIT.
 3. CHECK LAST LINE OF PRINT-
 --IF THE CARRIAGE HAS NOT MOVED FROM THE LAST LINE OF PRINT -PRINT LINE IS BETWEEN SCRIBE LINES ON CARRIAGE- GO TO STEP 4.
 --IF THE CARRIAGE HAS MOVED- LAST PRINT LINE IS ABOVE UPPER SCRIBE LINE ON CARRIAGE-
 -DISENGAGE CARRIAGE CLUTCH.
 -USE KNOB ON RIGHT END OF CARRIAGE TO BACK UP FORMS UNTIL FIRST LINE ON FORM IS POSITIONED BETWEEN SCRIBE LINES.
 -PRESS CARRIAGE RESTORE KEY.
 -ENGAGE CARRIAGE CLUTCH.
 -PRESS CARRIAGE SPACE KEY UNTIL THE LAST LINE OF PRINT IS BETWEEN THE SCRIBE LINES.
 -IF YOUR PRINTER HAS THE DUAL FEED CARRIAGE FEATURE AND TWO FORMS ARE BEING USED, BOTH FORMS MUST BE REPOSITIONED. UNEQUAL LENGTH FORMS MUST MAINTAIN THE SAME RELATIVE POSITION AFTER REPOSITIONING THAT THEY HAD WHEN THE ERROR OCCURRED.
 4. CLOSE REAR UNIT AND COVER.
 5. PRESS PRINTER START.

PROCESSING CONTINUES. IT IS NOT POSSIBLE TO CORRECT THE CHARACTER THAT IS PRINTED WRONG.

NOTE- IF THE CARRIAGE HAS MOVED AND YOU DO NOT REPOSITION THE FORMS, PRINTING WILL OCCUR ON THE LINE WHERE THE CARRIAGE STOPPED.

2-- CONTROLLED CANCEL.

NOTE- CLEAR ALL ERROR INDICATIONS ON THE PRINTER BEFORE SELECTING OPTION 2.

3-- IMMEDIATE CANCEL.



023 REASON- ONE OR MORE CHARACTERS IN PRINT LINE CANNOT BE PRINTED. THEY ARE NOT PART OF THE CHAIN IMAGE IN THE COMMUNICATIONS AREA.

IPPC RECOVERY- 0-- PRESS PRINTER START. PROCESSING CONTINUES. THE UNPRINTABLE CHARACTERS ARE REPLACED BY BLANKS.

2-- CONTROLLED CANCEL.

3-- IMMEDIATE CANCEL.



123 REASON- CHAIN CHECK. PRINT CHAIN ON PRINTER IS NOT THE SAME AS CHAIN IMAGE IN CORE STORAGE. A 48 CHARACTER SET CHAIN IS MOUNTED ON THE PRINTER.

PROBABLE USER ERROR.

CRPE RECOVERY- 1-- MOUNT CORRECT CHAIN AND PRESS PRINTER START.

2-- CONTROLLED CANCEL. DO NOT SELECT THIS OPTION IF THE IMAGE STATEMENT IS NOT BETWEEN LOAD AND RUN STATEMENTS.

3-- IMMEDIATE CANCEL.



123 REASON- CHAIN CHECK. PRINT CHAIN ON PRINTER IS NOT THE SAME AS CHAIN IMAGE IN CORE STORAGE. A 120 CHARACTER SET CHAIN IS MOUNTED ON THE PRINTER.

PROBABLE USER ERROR.

CRPF RECOVERY- 1-- MOUNT CORRECT CHAIN AND PRESS PRINTER START.

2-- CONTROLLED CANCEL. DO NOT SELECT THIS OPTION IF THE IMAGE STATEMENT IS NOT BETWEEN LOAD AND RUN STATEMENTS.

3-- IMMEDIATE CANCEL.

HALT

LOG

OPTIONS

REASON AND RECOVERY

SHEET 128

AH

3

REASON- AN ATTEMPT IS BEING MADE TO ALLOCATE A NEW FILE AND THERE IS INSUFFICIENT SPACE ON THE SPECIFIED UNIT. THAT IS, LOCATION HAS BEEN SPECIFIED AND THE NUMBER OF TRACKS REQUIRED EXCEEDS THE CAPACITY OF THE PACK.

FILE NAME IS LOGGED BEFORE HALT CODE.

PROBABLE USER ERROR.

CIPH

RECOVERY- 3-- IMMEDIATE CANCEL.

PU

1

REASON- A PACK IS TO BE REMOUNTED.

IF LOG IS ON, THE LAST TWO CHARACTERS OF THE PRINTED MESSAGE DESIGNATE THE UNIT NUMBER.

PACK NAME IS LOGGED BEFORE HALT CODE.

CIPJXX

RECOVERY- 1-- CONTINUE AFTER REMOUNTING THE CORRECT PACK. IF LOG IS NOT ON, EACH PRECEDING VOLUME OF THE FILE MUST BE REMOUNTED ON THE UNIT SPECIFIED ON THE // FILE STATEMENT UNTIL END OF JOB IS REACHED.

PU

3

REASON- DUPLICATE FILE NAMES HAVE BEEN FOUND IN THE // FILE STATEMENTS.

FILE NAME IS LOGGED BEFORE HALT CODE.

PROBABLE USER ERROR.

CIPU

RECOVERY- 3-- IMMEDIATE CANCEL.



3

REASON- AN ATTEMPT IS BEING MADE TO ALLOCATE A DISK FILE AS AN INDEXED FILE AND THE // FILE STATEMENT SPECIFIES ONLY ONE TRACK. AN INDEXED FILE REQUIRES AT LEAST TWO TRACKS.

FILE NAME IS LOGGED BEFORE HALT CODE.

PROBABLE USER ERROR.

CIPY

RECOVERY- 3-- IMMEDIATE CANCEL.



3

REASON- THE OTHER PROGRAM LEVEL IS CREATING A FILE WITH THE SAME LABEL AND DATE AS THIS PROGRAM LEVEL. THEREFORE THIS PROGRAM LEVEL CANNOT CREATE OR ACCESS THE FILE.

PROBABLE USER ERROR.

CIP

RECOVERY- 3-- IMMEDIATE CANCEL. CHANGE THE SYSTEM DATE OR JOB DATE IF A NEW FILE IS DESIRED AND RERUN JOB.



3

REASON- THERE HAVE BEEN MORE THAN FOUR REQUESTS TO ALLOCATE TEMPORARY DISK SPACE DURING THE JOB.

CIP'

RECOVERY- 3-- IMMEDIATE CANCEL.

NOTE- SINCE THIS IS AN UNUSUAL ERROR, IT IS RECOMMENDED THAT A CORE STORAGE DUMP BE TAKEN RATHER THAN SELECTING OPTION 3. FOR INFORMATION ON HOW TO TAKE A CORE STORAGE DUMP, SEE IBM SYSTEM/3 DISK SYSTEM OPERATOR'S GUIDE, GC21-7508. SAVE THE DUMP AND CONTACT IBM FOR PROGRAMMING SUPPORT.

HALT

LOG

OPTIONS

REASON AND RECOVERY

SHEET 130



0123

REASON- UNIDENTIFIED RECORD IN FILE. THE FILE IN ERROR IS INDICATED BY A FILE STATEMENT NUMBER GREATER THAN 9 ON THE RPG SOURCE LISTING.

NOTE- IF THE RECORD IN ERROR IS READ FROM THE PRIMARY HOPPER, PRI LIGHT ON, IT WILL BE FED INTO STACKER 1. IF THE RECORD IN ERROR IS READ FROM THE SECONDARY HOPPER, SEC LIGHT ON, IT WILL BE FED INTO STACKER 4. SINCE THE DATA CARDS CAN BE FED INTO ANY STACKER DESIRED, IT WILL BE NECESSARY TO MARK THE LAST CARD IN STACKER 1 AND 4 WHEN DATA CARDS ARE BEING FED INTO EITHER STACKER. THE CARD IN ERROR WILL BE THE MARKED CARD OR THE ONE FOLLOWING IT. IF THE DATA CARDS ARE BEING FED INTO ANY STACKERS OTHER THAN 1 AND 4, IT IS NOT NECESSARY TO MARK ANY CARDS SINCE THE CARDS IN ERROR WILL BE SEPARATED FROM THE OTHER DATA CARDS.

PROBABLE USER ERROR.

R UO

RECOVERY- 0-- CONTINUE. NEXT RECORD IS READ FROM THE FILE. THIS OPTION IS FOR DEMAND FILES ONLY.

1-- BYPASS TO BEGINNING OF RPG CYCLE AND READ AGAIN FROM THIS FILE. THIS OPTION DOES NOT APPLY TO DEMAND FILES. FOR CHAINED FILES, THE READ MAY NOT BE FROM THE SAME FILE.

2-- CONTROLLED CANCEL. DUMP TABLE AND EXECUTE LR CALCS AND LR OUTPUT IF AVAILABLE.

3-- IMMEDIATE CANCEL.



0123

REASON- UNIDENTIFIED RECORD IN FILE. STATEMENT NUMBER 1 ON RPG SOURCE LISTING INDICATES FILE IN ERROR.

NOTE- IF THE RECORD IN ERROR IS READ FROM THE PRIMARY HOPPER, PRI LIGHT ON, IT WILL BE FED INTO STACKER 1. IF THE RECORD IN ERROR IS READ FROM THE SECONDARY HOPPER, SEC LIGHT ON, IT WILL BE FED INTO STACKER 4. SINCE THE DATA CARDS CAN BE FED INTO ANY STACKER DESIRED, IT WILL BE NECESSARY TO MARK THE LAST CARD IN STACKER 1 OR 4 WHEN DATA CARDS ARE BEING FED INTO EITHER STACKER. THE CARD IN ERROR WILL BE THE MARKED CARD OR THE ONE FOLLOWING IT. IF THE DATA CARDS ARE BEING FED INTO ANY STACKERS OTHER THAN 1 AND 4, IT IS NOT NECESSARY TO MARK ANY CARDS SINCE THE CARDS IN ERROR WILL BE SEPARATED FROM THE OTHER DATA CARDS.

PROBABLE USER ERROR.

HALT LOG OPTIONS REASON AND RECOVERY

R U1 RECOVERY- 0-- CONTINUE. NEXT RECORD IS READ FROM THE FILE. THIS OPTION IS FOR DEMAND FILES ONLY.

1-- BYPASS TO BEGINNING OF RPG CYCLE AND READ AGAIN FROM THIS FILE. THIS OPTION DOES NOT APPLY TO DEMAND FILES. FOR CHAINED FILES, THE READ MAY NOT BE FROM THE SAME FILE.

2-- CONTROLLED CANCEL. DUMP TABLES AND EXECUTE LR CALCS AND LR OUTPUT IF AVAILABLE.

3-- IMMEDIATE CANCEL.

0123 REASON- UNIDENTIFIED RECORD IN FILE. STATEMENT NUMBER 2 ON RPG SOURCE LISTING INDICATES FILE IN ERROR. NOTE- IF THE RECORD IN ERROR IS READ FROM THE PRIMARY HOPPER, PRI LIGHT ON, IT WILL BE FED INTO STACKER 1. IF THE RECORD IN ERROR IS READ FROM THE SECONDARY HOPPER, SEC LIGHT ON, IT WILL BE FED INTO STACKER 4. SINCE THE DATA CARDS CAN BE FED INTO ANY STACKER DESIRED, IT WILL BE NECESSARY TO MARK THE LAST CARD IN STACKER 1 OR 4 WHEN DATA CARDS ARE BEING FED INTO EITHER STACKER. THE CARD IN ERROR WILL BE THE MARKED CARD OR THE ONE FOLLOWING IT. IF THE DATA CARDS ARE BEING FED INTO ANY STACKERS OTHER THAN 1 AND 4, IT IS NOT NECESSARY TO MARK ANY CARDS SINCE THE CARDS IN ERROR WILL BE SEPARATED FROM THE OTHER DATA CARDS.

PROBABLE USER ERROR.

R U2 RECOVERY- 0-- CONTINUE. NEXT RECORD IS READ FROM THE FILE. THIS OPTION IS FOR DEMAND FILES ONLY.

1-- BYPASS TO BEGINNING OF RPG CYCLE AND READ AGAIN FROM THIS FILE. THIS OPTION DOES NOT APPLY TO DEMAND FILES. FOR CHAINED FILES, THE READ MAY NOT BE FROM THE SAME FILE.

2-- CONTROLLED CANCEL. DUMP TABLES AND EXECUTE LR CALCS AND LR OUTPUT IF AVAILABLE.

3-- IMMEDIATE CANCEL.



HALT

LOG

OPTIONS

REASON AND RECOVERY

SHEET 130.2

U3

0123

REASON- UNIDENTIFIED RECORD IN FILE. STATEMENT NUMBER 3
ON RPG SOURCE LISTING INDICATES FILE IN ERROR.
NOTE- IF THE RECORD IN ERROR IS READ FROM THE PRIMARY
HOPPER, PRI LIGHT ON, IT WILL BE FED INTO STACKER 1. IF
THE RECORD IN ERROR IS READ FROM THE SECONDARY HOPPER,
SEC LIGHT ON, IT WILL BE FED INTO STACKER 4. SINCE THE
DATA CARDS CAN BE FED INTO ANY STACKER DESIRED, IT WILL
BE NECESSARY TO MARK THE LAST CARD IN STACKER 1 OR 4
WHEN DATA CARDS ARE BEING FED INTO EITHER STACKER. THE
CARD IN ERROR WILL BE THE MARKED CARD OR THE ONE FOLLOW-
ING IT. IF THE DATA CARDS ARE BEING FED INTO ANY
STACKERS OTHER THAN 1 AND 4, IT IS NOT NECESSARY TO MARK
ANY CARDS SINCE THE CARDS IN ERROR WILL BE SEPARATED
FROM THE OTHER DATA CARDS.

PROBABLE USER ERROR.

R U3

RECOVERY- 0-- CONTINUE. NEXT RECORD IS READ FROM THE
FILE. THIS OPTION IS FOR DEMAND FILES
ONLY.

1-- BYPASS TO BEGINNING OF RPG CYCLE AND READ
AGAIN FROM THIS FILE. THIS OPTION DOES
NOT APPLY TO DEMAND FILES.
FOR CHAINED FILES, THE READ MAY NOT BE
FROM THE SAME FILE.

2-- CONTROLLED CANCEL. DUMP TABLES AND EXECUTE
LR CALCS AND LR OUTPUT IF AVAILABLE.

3-- IMMEDIATE CANCEL.

U4

0123

REASON- UNIDENTIFIED RECORD IN FILE. STATEMENT NUMBER 4
ON RPG SOURCE LISTING INDICATES FILE IN ERROR.
NOTE- IF THE RECORD IN ERROR IS READ FROM THE PRIMARY
HOPPER, PRI LIGHT ON, IT WILL BE FED INTO STACKER 1. IF
THE RECORD IN ERROR IS READ FROM THE SECONDARY HOPPER,
SEC LIGHT ON, IT WILL BE FED INTO STACKER 4. SINCE THE
DATA CARDS CAN BE FED INTO ANY STACKER DESIRED, IT WILL
BE NECESSARY TO MARK THE LAST CARD IN STACKER 1 OR 4
WHEN DATA CARDS ARE BEING FED INTO EITHER STACKER. THE
CARD IN ERROR WILL BE THE MARKED CARD OR THE ONE FOLLOW-
ING IT. IF THE DATA CARDS ARE BEING FED INTO ANY
STACKERS OTHER THAN 1 AND 4, IT IS NOT NECESSARY TO MARK
ANY CARDS SINCE THE CARDS IN ERROR WILL BE SEPARATED
FROM THE OTHER DATA CARDS.

PROBABLE USER ERROR.

HALT LOG OPTIONS REASON AND RECOVERY SHEET 131



CCJYRD

02

REASON- AN INQUIRY REQUEST HAS BEEN RECEIVED AND ACCEPTED.

RECOVERY- 0-- CONTINUE. IF THE MFCU WAS BEING USED BY THE INTERRUPTED PROGRAM, USE NPRO TO CLEAR ANY CARDS FROM THE CARD FEED PATHS. PREPARE AND READY ANY DEVICES REQUIRED BY THE INTERRUPTING PROGRAM. IF SYSTEM IPL WAS FROM A REMOVABLE PACK, THAT PACK MUST NOT BE DISMOUNTED.

2-- CONTROLLED CANCEL. THE INQUIRY REQUEST IS CANCELLED AND CONTROL IS GIVEN BACK TO THE INTERRUPTED PROGRAM.

NOTE- IF THE MFCU IS BEING USED BY THE INTERRUPTED PROGRAM, PERFORM THE FOLLOWING-

1. RAISE CARDS IN PRIMARY HOPPER.
2. PRESS MFCU NPRO.
3. PLACE CARD FED INTO STACKER 1 IN FRONT OF CARDS IN PRIMARY HOPPER.
4. IF SECONDARY HOPPER IS BEING USED, RAISE CARDS IN HOPPER.
5. PRESS MFCU NPRO.
6. PLACE CARD FED INTO STACKER 1 IN FRONT OF CARDS IN SECONDARY HOPPER.
7. PRESS MFCU START.
8. IF THE PRINTER IS BEING USED BY THE INTERRUPTED PROGRAM, RECORD THE NUMBER OF THE LINE PRINTED WHEN THE INQUIRY REQUEST IS ACCEPTED. THE PAPER IN THE PRINTER CAN THEN BE REPOSITIONED TO THIS LINE AFTER THE PROGRAM RESUMES EXECUTION.



3

REASON- HALT OCCURRED FOR ONE OF THE FOLLOWING REASONS-

1. SELECTED DUAL PROGRAM CONTROL SWITCH POSITION DOES NOT HAVE THE DEVICE DESIRED ASSIGNED TO THAT POSITION.
2. YOU DO NOT HAVE THE DEVICE REQUESTED.
3. DEVICE IS BEING USED BY THE OTHER LEVEL. THIS IS A DPF HALT ONLY.

PROBABLE USER ERROR.

CTJ

RECOVERY- 3-- IMMEDIATE CANCEL.



03

REASON- EXECUTION OF AN INQUIRY PROGRAM HAS BEEN COMPLETED. THE INTERRUPTED PROGRAM CAN NOW RESUME PROCESSING.

NOTE- THE J' HALT CAN RECUR FOR ANY OF THE FOLLOWING REASONS-

1. A DEVICE REQUIRED BY THE INTERRUPTED PROGRAM IS NOT READY FOR USE. YOU MUST READY ALL DEVICES USED BY THE INTERRUPTED PROGRAM.
2. THE PACK THAT WAS BEING USED BY THE INTERRUPTED PROGRAM IS NOT MOUNTED. YOU MUST MOUNT THE PACK THAT WAS BEING USED BY THE INTERRUPTED PROGRAM.
3. AN MFCU ERROR COULD HAVE OCCURRED WHEN READING THE FIRST CARD FROM EITHER HOPPER. CHECK THE LIGHTS ON THE MFCU TO DETERMINE IF AN MFCU ERROR OCCURRED. IF AN MFCU ERROR OCCURRED, PERFORM THE FOLLOWING-
 - A. OPEN MFCU TOP COVERS.
 - B. REMOVE CARD FROM PRIMARY FEED PATH IF ANY, AND PLACE IT AHEAD OF CARDS IN PRIMARY HOPPER.
 - C. REMOVE CARD FROM SECONDARY FEED PATH, IF ANY, AND PLACE IT AHEAD OF CARDS IN SECONDARY HOPPER.
 - D. CLOSE MFCU TOP COVERS.
 - E. PRESS MFCU START.

CCJ'RD

RECOVERY- 0-- CONTINUE, PREPARE AND READY ALL DEVICES REQUIRED BY THE INTERRUPTED PROGRAM. IF THE MFCU IS USED, PLACE THE CARDS FROM THE INTERRUPTED PROGRAM BACK IN THE HOPPERS. CARDS THAT WERE RUN OUT ON NPRO MUST BE PLACED AHEAD OF ANY CARDS IN THEIR RESPECTIVE HOPPERS.

NOTE- IF THE HALT OCCURRED FOR REASON 2 AND THE CORRECT PACK IS NOT MOUNTED WHEN YOU SELECT OPTION 0, THE HALT WILL RECUR. THE PACK NAME OF THE NEEDED PACK WILL BE LOGGED FOLLOWED BY THE HALT CODE CCJ'XX WHERE XX IS EITHER R1 OR R2.

3-- IMMEDIATE CANCEL.

NOTE- IF EITHER THE FORMS OR THE FORMS LENGTH WAS CHANGED FOR THE INQUIRY PROGRAM, REPOSITION THE PAPER IN THE PRINTER TO THE LINE THAT WAS BEING PRINTED WHEN THE INQUIRY REQUEST WAS ACCEPTED. TO REPOSITION THE PAPER-

1. DISENGAGE THE CARRIAGE CLUTCH.
2. POSITION THE FORMS USING THE VERTICAL ADJUSTMENT KNOB UNTIL THE CREASE BETWEEN THE FORMS IS ALIGNED WITH THE UPPER SCRIBE LINE ON THE FORMS GUIDE.
3. PRESS THE CARRIAGE RESTORE KEY.
4. ENGAGE THE CARRIAGE CLUTCH.
5. PRESS THE CARRIAGE SPACE KEY UNTIL THE PAPER IS AT THE LINE AT WHICH THE INQUIRY WAS ACCEPTED.
6. IF THE PRINTER HAS THE DUAL FEED CARRIAGE FEATURE AND TWO FORMS WERE CHANGED, BOTH FORMS MUST BE REPOSITIONED. UNEQUAL LENGTH FORMS MUST MAINTAIN THE SAME RELATIVE POSITION AFTER REPOSITIONING THAT THEY HAD WHEN THE INQUIRY REQUEST WAS ACCEPTED.



IPPI

123

REASON- PRINTER CARRIAGE CHECK.
IF THIS HALT CONTINUES TO OCCUR, CONTACT IBM FOR
HARDWARE SUPPORT.

RECOVERY- 1-- 1. OPEN PRINTER TOP COVER.
2. OPEN REAR UNIT.
3. CHECK LAST LINE OF PRINT-
--IF THE CARRIAGE HAS NOT MOVED FROM
THE LAST LINE OF PRINT -PRINT LINE IS
BETWEEN SCRIBE LINES ON CARRIAGE- GO
TO STEP 4.
--IF THE CARRIAGE HAS MOVED- LAST PRINT
LINE IS ABOVE UPPER SCRIBE LINE ON
CARRIAGE-

-DISENGAGE CARRIAGE CLUTCH.
-USE KNOB ON RIGHT END OF CARRIAGE TO
BACK UP FORMS UNTIL FIRST LINE ON
FORM IS POSITIONED BETWEEN SCRIBE
LINES.
-PRESS CARRIAGE RESTORE KEY.
-ENGAGE CARRIAGE CLUTCH.
-PRESS CARRIAGE SPACE KEY UNTIL THE
LAST LINE OF PRINT IS BETWEEN THE
SCRIBE LINES.
-IF YOUR PRINTER HAS THE DUAL FEED
CARRIAGE FEATURE AND TWO FORMS ARE
BEING USED, BOTH FORMS MUST BE
REPOSITIONED. UNEQUAL LENGTH FORMS
MUST MAINTAIN THE SAME RELATIVE
POSITION AFTER REPOSITIONING THAT
THEY HAD WHEN THE ERROR OCCURRED.

4. CLOSE REAR UNIT.
5. CLOSE TOP COVER.
6. PRESS PRINTER START.

PRINTING CONTINUES WITH NO LOSS OF DATA OR
CARRIAGE INFORMATION.

2-- CONTROLLED CANCEL.

NOTE- CLEAR ALL ERROR INDICATIONS ON THE
PRINTER BEFORE SELECTING OPTION 2.

3-- IMMEDIATE CANCEL.

HALT LOG OPTIONS REASON AND RECOVERY SHEET 142



IPP3

123 REASON- PAPER FORMS ON THE PRINTER HAVE JAMMED IN PRINT AREA.

- RECOVERY- 1--
1. OPEN PRINTER TOP COVER.
 2. OPEN REAR UNIT.
 3. CLEAR FORMS JAM.
 4. DISENGAGE CARRIAGE CLUTCH.
 5. POSITION NEW FORM AT FIRST PRINT LINE.
THE PROGRAM WILL SKIP TO THE LINE WHERE THE JAM WAS DETECTED.
 6. PRESS CARRIAGE RESTORE KEY.
 7. ENGAGE CARRIAGE CLUTCH.
 8. CLOSE REAR UNIT.
 9. CLOSE TOP COVER.
 10. PRESS PRINTER START.

PRINTING CONTINUES ON THE NEW FORM AT THE LINE ON WHICH THE FORMS JAM WAS DETECTED. IF THE FORMS JAM OCCURRED BEFORE THE CARRIAGE STOPPED, THE FORMS MAY BE POSITIONED ON THE WRONG LINE. THIS WILL BE CORRECTED WHEN THE NEXT SKIP COMMAND IS ISSUED.

NOTE- IF YOUR PRINTER HAS THE DUAL FEED CARRIAGE FEATURE AND TWO FORMS ARE BEING USED, BOTH FORMS MUST BE REPOSITIONED. POSITION BOTH FORMS AT THE FIRST PRINT LINE OF THE FORM THAT WAS BEING PRINTED WHEN THE ERROR OCCURRED.

2-- CONTROLLED CANCEL.

NOTE- CLEAR ALL ERROR INDICATIONS ON THE PRINTER BEFORE SELECTING OPTION 2.

3-- IMMEDIATE CANCEL.



IPP5

023 REASON- PRINTER SYNCHRONOUS CHECK. THE MECHANICAL AND ELECTRICAL OPERATIONS OF THE PRINTER ARE NOT WORKING TOGETHER. TWO LINES MAY CONTAIN PRINT ERRORS. IF THIS HALT CONTINUES TO OCCUR, CONTACT IBM FOR HARDWARE SUPPORT.

- RECOVERY- 0--
1. PRESS PRINTER START.
PROCESSING CONTINUES. IT IS NOT POSSIBLE TO CORRECT THE CHARACTERS THAT ARE PRINTED WRONG.

2-- CONTROLLED CANCEL.

NOTE- CLEAR ALL ERROR INDICATIONS ON THE PRINTER BEFORE SELECTING OPTION 2.

3-- IMMEDIATE CANCEL.



H

23

REASON- HARDWARE MALFUNCTION, PRINTER ON PRINTER-
KEYBOARD IS OUT OF ORDER.

DC H

RECOVERY- 2-- CONTROLLED CANCEL.
3-- IMMEDIATE CANCEL.

THE PRINTER-KEYBOARD NEEDS SERVICE.
CONTACT IBM FOR HARDWARE SUPPORT.



J

0123

REASON- HARDWARE MALFUNCTION, PRINTER ON PRINTER-
KEYBOARD IS OUT OF ORDER. CONTACT IBM FOR
HARDWARE SUPPORT.

DC J

RECOVERY- 0-- CONTINUE. OUTPUT MAY CONTAIN ERRORS.
1-- RETRY PRINT LINE AGAIN.
2-- CONTROLLED CANCEL.
3-- IMMEDIATE CANCEL.



L

03

REASON- RECORDS WITH DUPLICATE KEYS HAVE BEEN PUT INTO
AN INDEXED FILE. EACH DUPLICATE KEY WAS PRINTED
ON LOG DEVICE FOLLOWED BY A ' P ' HALT.

DD L

PROBABLE USER ERROR.

RECOVERY- 0-- CONTINUE. INDEX WILL CONTAIN DUPLICATE
KEYS. THE FILE SHOULD BE RELOADED AFTER
ELIMINATING THE DUPLICATE RECORDS.
3-- IMMEDIATE CANCEL.

P

03

REASON- DUPLICATE KEYS ENCOUNTERED AFTER OUTPUT TO AN INDEXED FILE. THE DUPLICATE KEY IS PRINTED ON LOG DEVICE.

PROBABLE USER ERROR.

DD P

RECOVERY- 0-- CONTINUE. HALT WILL RECUR FOR ANY SUBSEQUENT DUPLICATE KEYS, THEN HALT ' L ' WILL OCCUR.

3-- IMMEDIATE CANCEL.

U

23

REASON- PERMANENT DISK I/O ERROR OCCURRED WHILE SORTING INDEX AFTER OUTPUT TO AN INDEXED FILE.

DD U

RECOVERY- 2-- CONTROLLED CANCEL. DATA IN THE FILE IS CORRECT AND MAY BE PROCESSED SEQUENTIALLY.

3-- IMMEDIATE CANCEL.

Y

3

REASON- SYSTEM ERROR DURING FILE TERMINATION. THE FILE LABEL CAN NOT BE FOUND IN THE SYSTEM WORK AREA.

DD Y

RECOVERY- 3-- IMMEDIATE CANCEL. CONTACT IBM FOR PROGRAMMING SUPPORT.

I

23

REASON- PERMANENT DISK I/O ERROR OCCURRED WHILE WRITING THE LAST RECORDS TO AN OUTPUT FILE.

DD I

RECOVERY- 2-- CONTROLLED CANCEL. FILE MAY CONTAIN UNUSABLE DATA.

3-- IMMEDIATE CANCEL.




3

REASON- AN INDEXED MULTI-VOLUME FILE IS BEING PROCESSED AND EITHER THE HIKEY CANNOT BE FOUND FOR THE CURRENT VOLUME, OR IT DOES NOT AGREE WITH THE // FILE HIKEY SPECIFICATION. IF LOG IS ON, THE LAST TWO CHARACTERS OF THE PRINTED MESSAGE DESIGNATE THE UNIT NUMBER.

DD-OXX

RECOVERY- 3-- IMMEDIATE CANCEL.



123

REASON- HALT OCCURRED FOR ONE OF THE FOLLOWING REASONS-
1. HALT '-P' JUST OCCURRED WHILE PROCESSING AN INPUT FILE AND OPTION 0 WAS TAKEN. THE SYSTEM HAS ASSUMED YOU ARE SKIPPING ONE OR MORE INPUT VOLUMES, BUT THE PACK THAT IS MOUNTED IS NOT A SUBSEQUENT VOLUME AS SPECIFIED ON THE FILE 'PACK' SPECIFICATION. IF LOG IS ON, THE LAST CHARACTERS OF THE PRINTED MESSAGE DESIGNATE THE UNIT NUMBER.
2. THE PROPER PACK WAS NOT MOUNTED AFTER A RETRY OPERATION. YOU SELECTED OPTION 1 FOR THE FOLLOWING HALTS- -2, -3, -4, -5, -E, OR -F.

PROBABLE USER ERROR.

DD-1XX

RECOVERY- 1-- FOR REASON 1--
RETRY AFTER MOUNTING CORRECT PACK, OR IF THE NEXT SEQUENTIAL VOLUME IS MOUNTED AND OPTION 0 WAS SELECTED BY MISTAKE ON THE -P HALT, LEAVE THE VOLUME MOUNTED. THIS OPTION WILL ALLOW PROCESSING TO CONTINUE.

FOR REASON 2--
MOUNT CORRECT PACK.

2-- CONTROLLED CANCEL.

3-- IMMEDIATE CANCEL.



123 REASON- A MULTI-VOLUME FILE IS BEING RELOADED,
PROCESSING OF A VOLUME HAS BEEN COMPLETED, AND-

1. THE NEXT VOLUME TO BE PROCESSED IS NOT IN THE SAME SEQUENCE AS WHEN THE FILE WAS ORIGINALLY LOADED, OR
2. THE EXISTING PORTION OF THE FILE ON THE NEXT VOLUME TO BE PROCESSED IS A PERMANENT FILE, OR
3. THE LOCATION OF THE EXISTING PORTION OF THE NEXT VOLUME IS DIFFERENT THAN THAT SPECIFIED IN THE // FILE STATEMENT.

IF LOG IS ON, THE LAST TWO CHARACTERS OF THE PRINTED MESSAGE DESIGNATE THE UNIT NUMBER.

PROBABLE USER ERROR.

DD-2XX

RECOVERY- 1-- RETRY AFTER MOUNTING THE CORRECT PACK.

2-- CONTROLLED CANCEL.

3-- IMMEDIATE CANCEL.



123 REASON- HALT OCCURRED FOR ONE OF THE FOLLOWING REASONS-

1. PROCESSING OF A VOLUME OF A MULTI-VOLUME FILE HAS BEEN COMPLETED AND THE NEXT VOLUME TO BE PROCESSED IS NOT BEING REFERENCED IN THE PROPER SEQUENCE.
2. PROCESSING A MULTI-VOLUME FILE BY RELATIVE RECORD NUMBER AND THE VOLUMES HAVE NOT BEEN SPECIFIED IN THE PROPER SEQUENCE ON THE FILE STATEMENT. IF THIS IS THE REASON FOR THE HALT, TAKE RECOVERY 3.

IF LOG IS ON, THE LAST TWO CHARACTERS OF THE PRINTED MESSAGE DESIGNATE THE UNIT NUMBER.

PROBABLE USER ERROR.

DD-3XX

RECOVERY- 1-- RETRY AFTER MOUNTING CORRECT PACKS.

2-- CONTROLLED CANCEL.

3-- IMMEDIATE CANCEL.

HALT LOG OPTIONS REASON AND RECOVERY SHEET 147



3 REASON- AN ATTEMPT IS BEING MADE TO ALLOCATE A DISK FILE
AS AN INDEXED FILE AND THE FILE STATEMENT
SPECIFIES ONLY ONE TRACK. AN INDEXED FILE
REQUIRES AT LEAST TWO TRACKS.

FILE NAME IS LOGGED BEFORE HALT CODE.

PROBABLE USER ERROR.

CIPY

RECOVERY- 3-- IMMEDIATE CANCEL.



3 REASON- THE OTHER PROGRAM LEVEL IS CREATING A FILE WITH
THE SAME LABEL AND DATE AS THIS PROGRAM LEVEL.
THEREFORE THIS PROGRAM LEVEL CANNOT CREATE OR
ACCESS THE FILE.

PROBABLE USER ERROR.

CIP

RECOVERY- 3-- IMMEDIATE CANCEL. CHANGE THE SYSTEM DATE
OR JOB DATE IF A NEW FILE IS DESIRED AND
RERUN JOB.



3 REASON- THERE HAVE BEEN MORE THAN FOUR REQUESTS TO
ALLOCATE TEMPORARY DISK SPACE DURING THE JOB.

PROBABLE USER ERROR.

CIP*

RECOVERY- 3-- IMMEDIATE CANCEL.

NOTE- IF THIS HALT OCCURS WHILE THE LIBRARY
MAINTENANCE PROGRAM IS RUNNING, SELECT OPTION
3. RELOAD THE LIBRARY MAINTENANCE PROGRAM AND
CONTINUE PROCESSING THE LAST CONTROL CARD READ
OR ENTERED. SINCE THIS ERROR IS UNUSUAL, IT
IS RECOMMENDED THAT A CORE STORAGE DUMP
BE TAKEN RATHER THAN SELECTING OPTION 3.
FOR INFORMATION ON HOW TO TAKE A CORE
STORAGE DUMP, SEE IBM SYSTEM/3 DISK SYSTEM
OPERATOR'S GUIDE, GC21-7508. SAVE
THE DUMP AND CONTACT IBM FOR PROGRAMMING
SUPPORT.

0123 REASON- UNIDENTIFIED RECORD IN FILE. THE FILE IN ERROR IS INDICATED BY A FILE STATEMENT NUMBER GREATER THAN 9 ON THE RPG SOURCE LISTING.

NOTE- IF THE RECORD IN ERROR IS READ FROM THE PRIMARY HOPPER, PRI LIGHT ON, IT WILL BE FED INTO STACKER 1. IF THE RECORD IN ERROR IS READ FROM THE SECONDARY HOPPER, SEC LIGHT ON, IT WILL BE FED INTO STACKER 4. SINCE THE DATA CARDS CAN BE FED INTO ANY STACKER DESIRED, IT WILL BE NECESSARY TO MARK THE LAST CARD IN STACKER 1 AND 4 WHEN DATA CARDS ARE BEING FED INTO EITHER STACKER. THE CARD IN ERROR WILL BE THE MARKED CARD OR THE ONE FOLLOWING IT. IF THE DATA CARDS ARE BEING FED INTO ANY STACKERS OTHER THAN 1 AND 4, IT IS NOT NECESSARY TO MARK ANY CARDS SINCE THE CARDS IN ERROR WILL BE SEPARATED FROM THE OTHER DATA CARDS.

PROBABLE USER ERROR.

RECOVERY- 0-- CONTINUE. NEXT RECORD IS READ FROM THE FILE. THIS OPTION IS FOR DEMAND FILES ONLY.

1-- BYPASS TO BEGINNING OF RPG CYCLE AND READ AGAIN FROM THIS FILE. THIS OPTION DOES NOT APPLY TO DEMAND FILES.

FOR CHAINED FILES, THE READ MAY NOT BE FROM THE SAME FILE.

2-- CONTROLLED CANCEL. DUMP TABLE AND EXECUTE LR CALCS AND LR OUTPUT IF AVAILABLE.

3-- IMMEDIATE CANCEL.

0123 REASON- UNIDENTIFIED RECORD IN FILE. STATEMENT NUMBER 1 ON RPG SOURCE LISTING INDICATES FILE IN ERROR.

NOTE- IF THE RECORD IN ERROR IS READ FROM THE PRIMARY HOPPER, PRI LIGHT ON, IT WILL BE FED INTO STACKER 1. IF THE RECORD IN ERROR IS READ FROM THE SECONDARY HOPPER, SEC LIGHT ON, IT WILL BE FED INTO STACKER 4. SINCE THE DATA CARDS CAN BE FED INTO ANY STACKER DESIRED, IT WILL BE NECESSARY TO MARK THE LAST CARD IN STACKER 1 OR 4 WHEN DATA CARDS ARE BEING FED INTO EITHER STACKER. THE CARD IN ERROR WILL BE THE MARKED CARD OR THE ONE FOLLOWING IT. IF THE DATA CARDS ARE BEING FED INTO ANY STACKERS OTHER THAN 1 AND 4, IT IS NOT NECESSARY TO MARK ANY CARDS SINCE THE CARDS IN ERROR WILL BE SEPARATED FROM THE OTHER DATA CARDS.

PROBABLE USER ERROR.

HALT LOG OPTIONS REASON AND RECOVERY

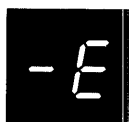


13 REASON- ADD TO AN EXISTING MULTI-VOLUME IS SPECIFIED AND THE FILE EXTENT ON THE VOLUME CURRENTLY MOUNTED IS FULL. IF THE HALT RECURS AFTER MOUNTING ANOTHER PACK, EITHER THE FILE EXTENT ON THAT VOLUME IS ALSO FULL, OR THE FILE CANNOT BE FOUND ON THAT PACK. IF LOG IS ON, THE LAST TWO CHARACTERS OF THE PRINTED MESSAGE DESIGNATE THE UNIT NUMBER.

DD-AXX

RECOVERY- 1-- RETRY. IF IT IS KNOWN WHICH VOLUME WAS BEING PROCESSED WHEN THE LOAD OR LAST ADD WAS COMPLETED, THAT VOLUME SHOULD BE MOUNTED. OTHERWISE, EACH SUBSEQUENT VOLUME SHOULD BE MOUNTED IN ORDER AS DESIGNATED BY THE // FILE 'PACK-' SPECIFICATION UNTIL THE HALT NO LONGER OCCURS.

3-- IMMEDIATE CANCEL.



123 REASON- PROCESSING OF A VOLUME OF A MULTI-VOLUME FILE HAS BEEN COMPLETED AND THE NEXT VOLUME CANNOT BE PROCESSED FOR ONE OF THE FOLLOWING REASONS-

1. IF LOCATION IS SPECIFIED ON THE FILE STATEMENT, A FILE ALREADY EXISTS AT THAT LOCATION.
2. IF LOCATION WAS NOT SPECIFIED ON THE FILE STATEMENT, THE SYSTEM WILL BEGIN BUILDING FILES STARTING AT THE LAST TRACK. IF FILES ARE ALREADY THERE, THIS HALT WILL OCCUR.
3. THERE ARE SCRATCH FILES ON THIS PACK.
4. THE WRONG PACK MAY BE MOUNTED.

IF LOG IS ON, THE LAST TWO CHARACTERS OF THE PRINTED MESSAGE DESIGNATE THE UNIT NUMBER.

PROBABLE USER ERROR.

DD-EXX

RECOVERY- 1-- RETRY. MOUNT CORRECT PACK. IF ANY PACK HAS THE SAME NAME, THE WRONG PACK MAY BE MOUNTED.

2-- CONTROLLED CANCEL.

3-- IMMEDIATE CANCEL.

FOR REASONS 1 AND 2, SPECIFY LOCATION ON PACK KNOWN TO BE FREE AND RERUN THE JOB.

FOR REASON 3, IF THE FILES ON THIS PACK ARE NO LONGER NEEDED, INITIALIZE THE PACK AND RERUN THE JOB. OTHERWISE USE AN EMPTY PACK AND RERUN THE JOB.

-F

123

REASON- PROCESSING OF A VOLUME OF A MULTI-VOLUME INPUT FILE HAS BEEN COMPLETED AND THE REFERENCED FILE CANNOT BE FOUND ON THE NEXT VOLUME TO BE PROCESSED. IF LOG IS ON, THE LAST TWO CHARACTERS OF THE PRINTED MESSAGE DESIGNATE THE UNIT NUMBER.

PROBABLE USER ERROR.

DD-FXX

RECOVERY- 1-- RETRY AFTER MOUNTING THE CORRECT PACK.
2-- CONTROLLED CANCEL.
3-- IMMEDIATE CANCEL.

-U

013

REASON- THE FIRST VOLUME OF AN INDEXED MULTI-VOLUME FILE TO BE REFERENCED IS NOT VOLUME SEQUENCE NUMBER ONE. IF LOG IS ON, THE LAST TWO CHARACTERS OF THE PRINTED MESSAGE DESIGNATE THE UNIT NUMBER.

PROBABLE USER ERROR.

DD-JXX

RECOVERY- 0-- CONTINUE. THIS VOLUME WILL BE PROCESSED, BYPASSING ANY PRECEDING VOLUMES.
1-- RETRY AFTER MOUNTING THE CORRECT PACK.
3-- IMMEDIATE CANCEL.

-L

3

REASON- OUTPUT TO AN EXISTING MULTI-VOLUME FILE IS SPECIFIED AND, EITHER THE REFERENCED FILE IS NOT A MULTI-VOLUME FILE, OR THE REFERENCED VOLUME IS NOT THE FIRST VOLUME OF THE FILE. IF LOG IS ON, THE LAST TWO CHARACTERS OF THE PRINTED MESSAGE DESIGNATE THE UNIT NUMBER.

PROBABLE USER ERROR.

DD-LXX

RECOVERY- 3-- IMMEDIATE CANCEL.



0123 REASON- PROCESSING OF A VOLUME OF A MULTI-VOLUME FILE
 HAS BEEN COMPLETED AND THE NEXT SEQUENTIAL
 VOLUME IS NOT MOUNTED. IF LOG IS ON, THE
 LAST TWO CHARACTERS OF THE PRINTED MESSAGE
 DESIGNATE THE UNIT NUMBER.

DD-PXX

RECOVERY- 0-- CONTINUE IF PROCESSING OF ONE OR MORE
 INPUT OR UPDATE VOLUMES IS TO BE BYPASSED
 AND A SUBSEQUENT VOLUME OF THE FILE IS
 MOUNTED. SELECT THIS OPTION ONLY WHEN YOU
 INTEND TO SKIP A VOLUME. IF THE NEXT
 SEQUENTIAL VOLUME IS MOUNTED, AND OPTION 0
 TAKEN INSTEAD OF OPTION 1, A -1 HALT WILL
 OCCUR. A 1 OPTION ON THE -1 HALT WILL
 ALLOW PROCESSING TO CONTINUE.

- 1-- RETRY AFTER MOUNTING THE CORRECT PACK.
- 2-- CONTROLLED CANCEL.
- 3-- IMMEDIATE CANCEL.



13 REASON- HALT '-J' HAS JUST OCCURRED AND OPTION 0 OR 1
 WAS TAKEN. EITHER THE PACK NAME IS INCORRECT
 OR THE FILE CANNOT BE FOUND ON THE REFERENCED
 VOLUME. IF LOG IS ON, THE LAST TWO CHAR-
 ACTERS OF THE PRINTED MESSAGE DESIGNATE THE
 UNIT NUMBER.

PROBABLE USER ERROR.

DD-UXX

RECOVERY- 1-- RETRY AFTER MOUNTING THE CORRECT PACK.
 3-- IMMEDIATE CANCEL.



GM'ODE 3

SYSTEM GENERATION ERRORS.

REASON- A DISK I/O ERROR OCCURRED WHILE PROCESSING THE SYSTEM CONFIGURATION STATEMENTS. IF THIS ERROR PERSISTS, YOU MUST GET A NEW DISTRIBUTION DISK PACK.

RECOVERY- 3-- IMMEDIATE CANCEL.

1. PRESS MFCU STOP.
2. RAISE CARDS IN PRIMARY HOPPER AND PRESS NPRO. ONE CARD IS FED INTO STACKER 1.
3. REMOVE CARDS FROM STACKER 1. REMOVE CARDS PRECEDING THE // CALL \$SGEN,R1 STATEMENT AND SET THEM ASIDE. PLACE THE // CALL \$SGEN,R1 STATEMENT AND THE CARDS THAT FOLLOW IT IN THE PRIMARY HOPPER OF THE MFCU.
4. PRESS MFCU START. CONTINUE WITH SYSTEM GENERATION FROM THIS POINT.

GS'OEM 13

REASON- AN END CONTROL STATEMENT WAS NOT FOUND. // MUST BE IN COLUMNS 1 AND 2 AND END MUST START IN COLUMN 8. CHECK PRINTOUT OF SYSTEM CONFIGURATION STATEMENTS TO DETERMINE IF ANY OF THEM ARE MISSING. IF // END STATEMENT IS THE ONLY ONE MISSING, TAKE RECOVERY 1.

PROBABLE USER ERROR.

- RECOVERY- 1--
1. PRESS MFCU STOP.
 2. PLACE AN END STATEMENT IN FRONT OF THE CARDS IN THE PRIMARY HOPPER.
 3. PRESS MFCU START. CONTINUE WITH SYSTEM GENERATION.

3-- IMMEDIATE CANCEL.

1. PRESS MFCU STOP.
2. RAISE CARDS IN PRIMARY HOPPER AND PRESS NPRO. ONE CARD IS FED INTO STACKER 1.
3. PLACE AN END STATEMENT IN FRONT OF THE CARDS IN THE PRIMARY HOPPER.
4. REMOVE CARDS FROM STACKER 1. REMOVE CARDS PRECEDING THE // CALL \$SGEN,R1 STATEMENT AND SET THEM ASIDE. PLACE ANY MISSING SYSTEM CONFIGURATION STATEMENTS IN THE PROPER ORDER IN THE DECK OF STATEMENTS. PLACE THE // CALL \$SGEN,R1 STATEMENT AND THE CARDS THAT FOLLOW IT IN FRONT OF THE CARDS IN THE PRIMARY HOPPER.
5. PRESS MFCU START. CONTINUE WITH SYSTEM GENERATION.

GM*OEX 3

REASON- END OF EXTENTS OCCURRED WHILE SYSTEM GENERATION WAS WRITING THE OUTPUT FILE ON F1.

RECOVERY- 3-- IMMEDIATE CANCEL.

1. PRESS MFCU STOP.
2. RAISE CARDS IN PRIMARY HOPPER AND PRESS NPRO. ONE CARD IS FED INTO STACKER 1.
3. PREPARE A FILE STATEMENT, INCREASING THE AMOUNT OF SPACE INDICATED ON THE LAST LOGGED OUTPUT FILE STATEMENT.
4. REMOVE CARDS FROM STACKER 1. REMOVE CARDS PRECEDING THE // CALL \$SGEN,R1 STATEMENT AND SET THEM ASIDE. PLACE THE FILE STATEMENT PREPARED BETWEEN THE // CALL \$SGEN,R1 AND // RUN STATEMENTS.
5. PLACE THE // CALL \$SGEN,R1 AND THE CARDS THAT FOLLOW IT IN FRONT OF THE CARDS IN THE PRIMARY HOPPER.
6. PRESS MFCU START. CONTINUE WITH SYSTEM GENERATION FROM THIS POINT.



3

REASON- THE SPECIFIED ACTIVE FILE CANNOT BE FOUND IN THE LIST OF SCRATCH FILES.
FILE NAME IS LOGGED BEFORE HALT CODE.

PROBABLE USER ERROR.

CIUC

RECOVERY- 3-- IMMEDIATE CANCEL.
CHECK FILE STATEMENT. IF FILE STATEMENT IS CORRECT, DISPLAY VTOC TO DETERMINE IF THE FILE IS STILL ON DISK.



13

REASON- AN ATTEMPT IS BEING MADE TO REFERENCE A DISK FILE AND THE PACK NAME ON THE SPECIFIED UNIT DOES NOT MATCH THE FILE STATEMENT PACK SPECIFICATION OR THE PACK MAY NOT BE INITIALIZED.

NOTE- THE PACK IS REMOVABLE.

FILE NAME IS LOGGED, BEFORE HALT CODE.

PROBABLE USER ERROR.

CIUER

RECOVERY- 1-- RETRY AFTER THE CORRECT PACK IS MOUNTED.
3-- IMMEDIATE CANCEL.



3

REASON- A DISK FILE HAS BEEN REFERENCED BY NAME AND DATE, BUT THE FILE NAME CANNOT BE FOUND.

FILE NAME IS LOGGED BEFORE HALT CODE.

PROBABLE USER ERROR.

CIUF

RECOVERY- 3-- IMMEDIATE CANCEL. A DATE SHOULD BE GIVEN ON THE FILE CARD ONLY WHEN REFERENCING THE EXISTING FILES WITH THE SAME NAME BUT DIFFERENT CREATION DATES.

HALT

LOG

OPTIONS

REASON AND RECOVERY

SHEET 156

3

REASON- AN ATTEMPT IS BEING MADE TO CREATE A NEW MULTIVOLUME FILE THAT WILL HAVE THE SAME LABEL ON DISK AS AN EXISTING SINGLE VOLUME FILE, OR TO CREATE A SINGLE VOLUME FILE THAT WILL HAVE THE SAME LABEL AS AN EXISTING MULTIVOLUME FILE. THE HALT OCCURS EVEN IF RETAIN-S HAS BEEN SPECIFIED FOR THE EXISTING FILE.

PROBABLE USER ERROR.

CIUH

RECOVERY- 3-- IMMEDIATE CANCEL. DELETE THE EXISTING FILE IF IT IS NO LONGER NEEDED AND RERUN JOB. OTHERWISE, CHANGE THE FILE LABEL AND RERUN JOB.

3

REASON- A REFERENCED DISK FILE HAS BEEN FOUND ON THE SPECIFIED UNIT, HOWEVER THE DATE GIVEN IS NOT THE SAME AND NO SPACE WAS SPECIFIED.

PROBABLE USER ERROR.

CIUJ

RECOVERY- 3-- IMMEDIATE CANCEL. IF THE DATE IS GIVEN BUT IS DIFFERENT, IT IS ASSUMED THAT A NEW OUTPUT FILE IS TO BE CREATED. THEREFORE EITHER TRACKS OR RECORDS MUST BE SPECIFIED.

3

REASON- FILE CANNOT BE FOUND AND NO TRACKS OR RECORDS PARAMETERS ARE GIVEN.

FILE NAME IS LOGGED BEFORE HALT CODE.

PROBABLE USER ERROR.

CIUL

RECOVERY- 3-- IMMEDIATE CANCEL. TO CORRECT THE PROBLEM

1. IF THE OLD FILE WAS WANTED, THE JOB WAS PROBABLY STARTED WITH THE WRONG PACK ON LINE.
2. IF A NEW FILE IS DESIRED, EITHER TRACKS OR RECORDS MUST BE SPECIFIED.

03

REASON- AN S FILE IS BEING REFERENCED WITH RETAIN-P ON THE FILE STATEMENT, OR A P FILE IS BEING REFERENCED WITH RETAIN-S ON THE FILE STATEMENT.

FILE NAME IS LOGGED BEFORE HALT CODE.

PROBABLE USER ERROR.

CIUP

RECOVERY- 0-- CONTINUE. THE TYPE SPECIFIED ON THE FILE STATEMENT IS IGNORED.

3-- IMMEDIATE CANCEL.

3

REASON- DISK PACK NOT AVAILABLE. A DISK FILE HAS BEEN REFERENCED BUT THE REQUESTED PACK IS NOT AVAILABLE BECAUSE -

1. AN ATTEMPT IS BEING MADE TO REFERENCE A DISK FILE AND THE PACK NAME OF THE SPECIFIED UNIT DOES NOT MATCH THE FILE STATEMENT PACK SPECIFICATION. HOWEVER, THE REFERENCED PACK CANNOT BE DISMOUNTED.
2. THE SAME UNIT WAS PREVIOUSLY REQUESTED IN THE CURRENT OCL WITH A DIFFERENT PACK NAME AND THE OCL DID NOT SPECIFY THAT THE PACK COULD BE CHANGED.
3. THE OTHER PROGRAM LEVEL IS USING THE SPECIFIED UNIT WITH ANOTHER PACK.
4. THE OTHER PROGRAM LEVEL IS USING THE UNIT WITH THE REQUESTED PACK, BUT EITHER THAT PROGRAM OR THE ONE ATTEMPTING TO START MAY REQUIRE THAT THE PACK BE DISMOUNTED.
5. AN OFF-LINE MULTI-VOLUME FILE HAS BEEN SPECIFIED ON THE SYSTEM OR IPL PACK.
6. THE PACK MAY NOT BE INITIALIZED.

FILE NAME IS LOGGED BEFORE HALT CODE.

PROBABLE USER ERROR.

CIUU

RECOVERY- 3-- IMMEDIATE CANCEL.

3

REASON- THE FILE YOU ARE REFERENCING IS A BASIC FILE, OR THE FILE NAME OF THE FILE YOU ARE CREATING IS ALREADY USED BY A BASIC FILE. BASIC FILE NAMES MUST BE UNIQUE.

FILE NAME IS LOGGED BEFORE HALT CODE.

PROBABLE USER ERROR.

CIUY

RECOVERY- 3-- IMMEDIATE CANCEL.

HALT

LOG

OPTIONS

REASON AND RECOVERY

SHEET 158



3

REASON- AN EXISTING FILE HAS BEEN REFERENCED WITH THE SAME DATE SPECIFIED IN THE FILE STATEMENT. HOWEVER, EITHER THE LOCATION OR TRACKS/ RECORDS SPECIFIED DO NOT MATCH THE SPECIFICATIONS OF THE FILE.

FILE NAME IS LOGGED BEFORE HALT CODE.

PROBABLE USER ERROR.

CIU

RECOVERY- 3-- IMMEDIATE CANCEL. THE LOCATION MUST BE THE SAME, AND THE SPACE SPECIFICATION OF THE SAME TYPE, EITHER TRACKS OR RECORDS, AND THE SAME NUMBER AS ORIGINALLY SPECIFIED.



3

REASON- THE HALT OCCURRED FOR ONE OF THE FOLLOWING REASONS-

1. VTOC IS FULL. THE CURRENT OCL INDICATES THAT ONE OR MORE FILES THAT DO NOT EXIST BE CREATED AND THERE IS NOT ENOUGH SPACE LEFT IN THE VTOC.
2. THE NUMBER OF INDEXED MULTIVOLUME FILES ALLOWED PER PACK HAS BEEN EXCEEDED. THE MAXIMUM IS TWO.
3. THE NUMBER OF SINGLE VOLUME INDEXED FILES THAT USE THE HIKEY PARAMETER HAS BEEN EXCEEDED. THE MAXIMUM IS TWO.

FILE NAME IS LOGGED BEFORE HALT CODE.

PROBABLE USER ERROR.

CIU'

RECOVERY- 3-- IMMEDIATE CANCEL. THE VTOC MAY BE EXAMINED BY USE OF THE FILE AND VOLUME LABEL DISPLAY PROGRAM. ANY PERMANENT OR TEMPORARY FILES NO LONGER NEEDED MAY BE REMOVED FROM THE VTOC BY USE OF THE FILE DELETE PROGRAM.

HALT

LOG

OPTIONS

REASON AND RECOVERY

SHEET 159

40

12

REASON- NO CONNECTION ON INITIALIZATION. THE SYSTEM YOU ARE TRYING TO CONNECT TO IS NOT READY TO CONNECT WITH THIS SYSTEM. THIS HALT WILL NOT NECESSARILY OCCUR AT THE BEGINNING OF THE PROGRAM, IT CAN OCCUR WHEN A DIFFERENT BSC FILE IS USED. THE POSSIBLE REASONS FOR NO CONNECTION ARE-

1. THE SYSTEM YOU ARE TRYING TO CONNECT TO IS NOT RUNNING THE JOB TO MATCH THE JOB BEING RUN ON YOUR SYSTEM.
2. THE DATA PHONE ON THE SYSTEM YOU ARE TRYING TO CONNECT TO IS NOT ON AUTO WHEN REQUIRED.
3. THE SYSTEM YOU ARE TRYING TO CONNECT TO IS NOT RUNNING A BSC JOB.

IBYONC

RECOVERY- 1-- RETRY. IF THE HALT RECURS, CHECK WITH THE OTHER SYSTEM TO DETERMINE IF THEY ARE READY TO COMMUNICATE WITH YOU.

NOTE- IF THE ERROR OCCURRED WHILE ATTEMPTING TO CONNECT TO A 2770 OR 2780 TERMINAL, THE SYSTEM/3 SHOULD INITIALIZE THE CALL FOR THE RETRY.

2-- CONTROLLED CANCEL.

NOTE- IF MORE THAN ONE BSC FILE IS USED BY THIS PROGRAM, A SECOND BSCA HALT OR RECEIVE INITIAL MAY OCCUR. IF A SECOND BSCA HALT OCCURS, TAKE THE 2 OPTION FOR THAT HALT. IF A RECEIVE INITIAL OCCURS, PERFORM THE IPL PROCESS. IF THIS HALT OCCURS DURING THE EXECUTION OF AN RJE PROGRAM, AN RJSTART STATEMENT MAY BE REQUIRED TO RESUME PROCESSING.

41

23

REASON- THE PROGRAM IS ATTEMPTING TO SEND OR RECEIVE AN INVALID ASCII CHARACTER.

PROBABLE USER ERROR.

IBY1

RECOVERY- 2-- CONTROLLED CANCEL.

NOTE- IF MORE THAN ONE BSC FILE IS USED BY THIS PROGRAM, A SECOND BSCA HALT OR RECEIVE INITIAL MAY OCCUR. IF A SECOND BSCA HALT OCCURS, TAKE THE 2 OPTION FOR THAT HALT. IF A RECEIVE INITIAL OCCURS, PERFORM THE IPL PROCESS.

3-- IMMEDIATE CANCEL.

NOTE- FOR EITHER OPTION TAKEN, RETURN THE JOB TO THE PROGRAMMER. CHECK TO DETERMINE IF ONLY VALID ASCII CHARACTERS ARE BEING USED. IF FILE TRANSLATION IS BEING USED, CHECK TO DETERMINE IF ALL CHARACTERS WILL BE TRANSLATED PROPERLY.

42

23

REASON- THE HALT OCCURRED FOR ONE OF THE FOLLOWING REASONS-

1. INVALID IDENTIFICATION, SWITCHED NETWORKS ONLY. THE IDENTIFICATION USED BY THIS PROGRAM DOES NOT MATCH THE IDENTIFICATION USED BY THE OTHER PROGRAM.
2. THE REMOTE TERMINAL PERFORMED AN ANSWER, BUT DID NOT RETURN ANY IDENTIFICATION.
3. THE CONNECTION HAS BEEN MADE, BUT THE FIRST RECORD WAS NOT RECEIVED CORRECTLY.

PROBABLE USER ERROR.

IBY2

RECOVERY- 2-- CONTROLLED CANCEL.

NOTE- IF MORE THAN ONE BSC FILE IS USED BY THIS PROGRAM, A SECOND BSCA HALT OR RECEIVE INITIAL MAY OCCUR. IF A SECOND BSCA HALT OCCURS, TAKE THE 2 OPTION FOR THAT HALT. IF A RECEIVE INITIAL OCCURS, PERFORM THE IPL PROCESS.

3-- IMMEDIATE CANCEL.

43

23

REASON- THE JOB HAS ATTEMPTED TO USE THE OUTPUT FILE BEFORE END OF FILE HAS BEEN RECEIVED FOR THE INPUT FILE.

PROBABLE USER ERROR.

IBY3

RECOVERY- 2-- CONTROLLED CANCEL.

NOTE- IF MORE THAN ONE BSC FILE IS USED BY THIS PROGRAM, A SECOND BSCA HALT OR RECEIVE INITIAL MAY OCCUR. IF A SECOND BSCA HALT OCCURS, TAKE THE 2 OPTION FOR THAT HALT. IF A RECEIVE INITIAL OCCURS, PERFORM THE IPL PROCESS.

3-- IMMEDIATE CANCEL.

NOTE- FOR EITHER OPTION TAKEN, RETURN JOB TO PROGRAMMER.

44

23

REASON- PROGRAM LOST CONTROL. NO DATA WAS TRANSMITTED OR RECEIVED WITHIN THE TIME LIMIT SPECIFIED ON THE 'T' SPECIFICATION.

PROBABLE USER ERROR.

IBY4

RECOVERY- 2-- CONTROLLED CANCEL.

NOTE- IF MORE THAN ONE BSC FILE IS USED BY THIS PROGRAM, A SECOND BSCA HALT OR RECEIVE INITIAL MAY OCCUR. IF A SECOND BSCA HALT OCCURS, TAKE THE 2 OPTION FOR THAT HALT. IF A RECEIVE INITIAL OCCURS, PERFORM THE IPL PROCESS.

3-- IMMEDIATE CANCEL.

NOTE- FOR EITHER OPTION TAKEN, RETURN JOB TO PROGRAMMER.

45

23

REASON- PERMANENT ERROR ON BSC OR BSCA. IF YOU DO NOT SPECIFY A PERMANENT ERROR INDICATOR, THIS HALT OCCURS WHEN AN ERROR IS FOUND. IF YOU DO SPECIFY A PERMANENT ERROR INDICATOR, THE INDICATOR IS SET ON AND CONTROL IS RETURNED TO THE RPG II PROGRAM. PROCESSING CONTINUES. IF THE RPG II PROGRAM ATTEMPTS TO ACCESS A BSC FILE AFTER THE ERROR INDICATOR HAS BEEN SET ON, THIS HALT OCCURS. POSSIBLE ERRORS ARE-

1. COMMUNICATION LINE IS NO LONGER AVAILABLE TO TRANSMIT OR RECEIVE DATA.
2. OTHER SYSTEM SENT INVALID MESSAGE.

IBY5

RECOVERY- 2-- CONTROLLED CANCEL.

NOTE- IF MORE THAN ONE BSC FILE IS USED BY THIS PROGRAM, A SECOND BSCA HALT OR RECEIVE INITIAL MAY OCCUR. IF A SECOND BSCA HALT OCCURS, TAKE THE 2 OPTION FOR THAT HALT. IF A RECEIVE INITIAL OCCURS, PERFORM THE IPL PROCESS.

3-- IMMEDIATE CANCEL.

46

IBY6

23

REASON- A FILE HAS NOT BEEN PREPARED PROPERLY FOR USE BY THIS PROGRAM.

RECOVERY- 2-- CONTROLLED CANCEL.

NOTE- IF MORE THAN ONE BSC FILE IS USED BY THIS PROGRAM, A SECOND BSCA HALT OR RECEIVE INITIAL MAY OCCUR. IF A SECOND BSCA HALT OCCURS, TAKE THE 2 OPTION FOR THAT HALT. IF A RECEIVE INITIAL OCCURS, PERFORM THE IPL PROCESS.

3-- IMMEDIATE CANCEL.

NOTE- FOR EITHER OPTION TAKEN, RETURN JOB TO PROGRAMMER.

CONTACT IBM FOR PROGRAMMING SUPPORT.

47

0

REASON- YOU MUST PERFORM A MANUAL CALL.

RECOVERY- 0--

1. PRESS TALK ON DATA PHONE.
2. SELECT OPTION 0 AND PRESS CONSOLE START OR APPROPRIATE HALT/RESET KEY IF YOU HAVE DPF.
3. WAIT FOR I/O ATTENTION AND BSCA ATTN LIGHTS TO TURN ON.
4. PICK UP RECEIVER AND DIAL DIGITS IN THEIR CORRECT SEQUENCE.
5. VERBALLY COMMUNICATE WITH THE OPERATOR ON THE OTHER SYSTEM OR, IF AUTO ANSWER IS USED ON THE DATA PHONE OF THE OTHER SYSTEM, WAIT FOR A HIGH PITCH TONE.
6. PRESS DATA ON YOUR PHONE.
7. PLACE RECEIVER BACK ON PHONE.

48

0

REASON- YOU MUST PERFORM A MANUAL ANSWER.

RECOVERY- 0--

1. PRESS TALK ON DATA PHONE AND WAIT FOR INCOMING CALL.
2. SELECT OPTION 0 AND PRESS CONSOLE START OR APPROPRIATE HALT/RESET KEY IF YOU HAVE DPF.
3. WAIT FOR RECEIVE INITIAL LIGHT ON BSCA PANEL TO TURN ON.
4. LIFT UP RECEIVER AND VERBALLY COMMUNICATE WITH THE OPERATOR OF THE OTHER SYSTEM OR, WAIT FOR A HIGH PITCH TONE IF AUTO CALL IS USED BY THE CALLING STATION.
5. PRESS DATA ON YOUR PHONE.
6. PLACE RECEIVER BACK ON PHONE.



IBY9

23

REASON- PERMANENT BSCA I/O ERROR WHEN PROCESSING LAST RECORDS OF A FILE.

RECOVERY- 2-- CONTROLLED CANCEL.

FOR RPG II- DUMP TABLES AND EXECUTE LR CALCS AND LR OUTPUT IF AVAILABLE. IF MORE THAN ONE BSC FILE IS USED BY THIS PROGRAM, A SECOND BSCA HALT OR RECEIVE INITIAL MAY OCCUR. IF A SECOND BSCA HALT OCCURS, TAKE THE 2 OPTION FOR THAT HALT. IF A RECEIVE INITIAL OCCURS, PERFORM THE IPL PROCESS, OR IF YOU HAVE DPF, CANCEL THAT PROGRAM LEVEL.

FOR RJE- A PERMANENT ERROR INDICATION IS GIVEN TO THE RJE SUPPORT.

3-- IMMEDIATE CANCEL. DO NOT SELECT THIS OPTION IF RJE IS EXECUTING.

NOTE- IF POSSIBLE, TAKE A CORE STORAGE DUMP RATHER THAN SELECTING OPTION 3. FOR INFORMATION ON HOW TO TAKE A CORE STORAGE DUMP, SEE IBM SYSTEM/3 DISK SYSTEM OPERATOR'S GUIDE, GC21-7508. RETURN DUMP TO PROGRAMMER AND RERUN THE JOB.



IBYA

23

REASON- TRANSMIT WITH CONVERSATIONAL REPLY ERROR. THIS STATION HAS RECEIVED TWO RECORDS IN REPLY TO THE LAST RECORD SENT.

PROBABLE USER ERROR.

RECOVERY- 2-- CONTROLLED CANCEL.

NOTE- IF MORE THAN ONE BSC FILE IS USED BY THIS PROGRAM, A SECOND BSCA HALT OR RECEIVE INITIAL MAY OCCUR. IF A SECOND BSCA HALT OCCURS, TAKE THE 2 OPTION FOR THAT HALT. IF A RECEIVE INITIAL OCCURS, PERFORM THE IPL PROCESS.

3-- IMMEDIATE CANCEL.

NOTE- THE REMOTE TERMINAL PROGRAM SHOULD BE CHECKED TO ENSURE THAT ONLY ONE REPLY RECORD IS SENT FOR EACH RECORD RECEIVED BY THAT TERMINAL.

HALT LOG

OPTIONS REASON AND RECOVERY

SHEET 164

4E

12 REASON- THE RJE SESSION HAS TERMINATED WITHOUT ERROR,
OR RJE CENTRAL HAS CLOSED DOWN.

RECOVERY- 1-- RESTART RJE. CONTINUE READING FROM THE
CURRENT PRIMARY INPUT DEVICE. A NEW
RJSTART STATEMENT IS REQUIRED.
NOTE- THIS OPTION SHOULD NOT BE CHOSEN IF
RJE CENTRAL HAS CLOSED DOWN.

2-- GO TO END-OF-JOB.

4E

03 REASON- THE HALT OCCURRED FOR ONE OF THE FOLLOWING
REASONS-

1. AN INCORRECT JOB ENTRY CONTROL LANGUAGE
STATEMENT HAS BEEN READ.
2. THE STATEMENT CANNOT BE ENTERED FROM THE
KEYBOARD.
3. THE STATEMENT IS CURRENTLY INVALID.

RECOVERY- 0-- IGNORE THIS STATEMENT AND CONTINUE BY
READING THE NEXT STATEMENT.

3-- IMMEDIATE CANCEL. THE YJ HALT APPEARS IF
THE LINE HAS BEEN OPENED.

4F

03 REASON- A VALID CONFIG STATEMENT WITH LINE PARAMETERS
HAS NOT BEEN RECEIVED BEFORE THE FIRST COMMAND
OR STATEMENT TO BE TRANSMITTED TO RJE CENTRAL.

RECOVERY- 0-- IGNORE THIS STATEMENT AND CONTINUE BY
READING THE NEXT STATEMENT.

3-- IMMEDIATE CANCEL.

4H

03 REASON- THE CARD IN THE CURRENT PUNCH DEVICE IS NOT
BLANK, OR IT HAS CAUSED A HARDWARE ERROR CON-
DITION.

RECOVERY- 0-- IF THE FIRST CARD WAS NOT BLANK, PLACE
BLANK CARDS IN THE PUNCH DEVICE. IF A
HARDWARE ERROR OCCURRED, CORRECT THE
ERROR CONDITION. CONTINUE PROCESSING.

3-- IMMEDIATE CANCEL. HALT YJ OCCURS.

4J

2 REASON- THE RJE SUPPORT HAS TERMINATED ABNORMALLY FOR
ONE OF THE FOLLOWING REASONS-

1. THE OPERATOR HAS CANCELLED THE PROGRAM.
2. THE OPERATOR HAS SELECTED A CANCEL OPTION
FOR A PREVIOUS HALT.
3. A PERMANENT LINE ERROR FROM BSCA HAS
OCCURRED.

RECOVERY- 2-- TERMINATE THE RJE SUPPORT.

HALT

LOG

OPTIONS

REASON AND RECOVERY

SHEET NO.-164.1

41

013 REASON- THE UEXIT STATEMENT THAT SPECIFIES THE FILE NAME FOR USER EXIT OUTPUT HAS BEEN OMITTED OR IS INCORRECT.

RECOVERY- 0-- PRINT THE USER EXIT DATA. IF THE USER EXIT RECORD LENGTH IS LESS THAN THE PRINT BUFFER LENGTH, RANDOM DATA MAY BE PRINTED FOLLOWING THE USER EXIT RECORD.

1-- READ THE FILE NAME FROM THE FIRST 8 COLUMNS OF THE NEXT STATEMENT IN THE PRIMARY INPUT DEVICE.

3-- IMMEDIATE CANCEL. THE YJ HALT OCCURS.

4P

0 REASON- AN UNDEFINED RECORD FORMAT FOR USER EXIT OUTPUT IS BEING RETURNED FROM RJE CENTRAL.

RECOVERY- 0-- ACCEPT THE OUTPUT FROM RJE CENTRAL, BUT DO NOT ROUTE IT TO AN OUTPUT DEVICE.

4U

012 REASON- RJE CENTRAL IS ATTEMPTING TO RETURN OUTPUT FOR THE PRINTER. HOWEVER, THE PRINTER IS NOT AVAILABLE.

RECOVERY- 0-- ACCEPT THE OUTPUT FROM RJE CENTRAL, BUT DO NOT ROUTE IT TO AN OUTPUT DEVICE.

1-- DIRECT THE OUTPUT TO THE SYSTEM LOG DEVICE.

2-- CONTROLLED CANCEL OF THE RJE SUPPORT.

NOTE- IF OPTION 1 IS SELECTED AND THE OUTPUT RECORDS BEING PRINTED ARE RELATIVELY LONG, THE YJ HALT MAY OCCUR.

44

2 REASON- END OF EXTENT ENCOUNTERED ON THE USER EXIT OUTPUT FILE.

RECOVERY- 2-- CONTROLLED CANCEL OF THE RJE SUPPORT. THE DATA THAT IS STORED IN THE FILE REMAINS IN THE FILE. THE YJ HALT OCCURS.

4

13 REASON- THE LOGGING DEVICE HAS BEEN ALLOCATED TO THE OTHER PROGRAM LEVEL OR A LOG OFF STATEMENT HAS BEEN SPECIFIED. THE LOGGING DEVICE MUST ALWAYS BE AVAILABLE FOR RJE.

RECOVERY- 1-- ATTEMPT TO ACCESS THE LOGGING DEVICE AGAIN.

3-- IMMEDIATE CANCEL.

HALT

LOG

OPTIONS

REASON AND RECOVERY

SHEET 164.2



REASON- THE HALT OCCURRED FOR ONE OF THE FOLLOWING REASONS-

1. RJE HAS ENTERED MONITOR MODE AND IS ALTERNATELY CHECKING FOR INPUT TO TRANSMIT TO RJE CENTRAL OR OUTPUT TO RECEIVE FROM RJE CENTRAL. FOR EXAMPLE, RJE MAY BE WAITING FOR A RJEND ACCEPTED MESSAGE.
2. A PREVIOUS HALT OR AN I/O ATTENTION CONDITION OCCURRED WHILE RECEIVING OUTPUT FROM RJE CENTRAL. THE OPERATOR DID NOT CORRECT THE CONDITION WITHIN APPROXIMATELY 14 SECONDS.
3. BY MAKING THE OUTPUT DEVICE NOT-READY, THE OPERATOR INTENTIONALLY CAUSED OUTPUT TO BE DISCONTINUED.
4. A FORMS DISCONTINUE MESSAGE HAS BEEN RECEIVED FROM RJE CENTRAL.
5. A PRIORITY ERROR MESSAGE HAS BEEN RECEIVED FROM RJE CENTRAL.
6. COMPRESSED RECORDS WERE NOT PROCESSED WITHIN 15 SECONDS.

RECOVERY-

FOR REASON 1- IF INPUT TO SEND TO RJE CENTRAL IS AVAILABLE, PRESS HALT RESET (FOR A DISK SYSTEM WITH DPF) OR CONSOLE START WHILE THE HALT IS DISPLAYED. RJE THEN ENTERS INPUT MODE BY READING DATA OR COMMANDS FROM THE PRIMARY INPUT DEVICE AND TRANSMITTING THEM TO RJE CENTRAL.

FOR REASON 2- A CONTINUE STATEMENT FOLLOWED BY A NULL STATEMENT MUST BE SENT TO RJE CENTRAL TO RESUME OUTPUT. THEN FOLLOW THE RECOVERY PROCEDURES FOR REASON 1.

FOR REASON 3- FOLLOW THE RECOVERY PROCEDURES FOR REASON 2.

FOR REASON 4- FOLLOW THE RECOVERY PROCEDURES FOR REASON 2.

FOR REASON 5- FOLLOW THE RECOVERY PROCEDURES FOR REASON 1.

FOR REASON 6- FOLLOW THE RECOVERY PROCEDURES FOR REASON 2.

NOTE- IF YOU DO NOT PRESS CONSOLE START OR THE APPROPRIATE HALT/RESET KEY, (IF INPUT TO BE SENT TO RJE CENTRAL IS NOT AVAILABLE), RJE AUTOMATICALLY RESETS THE Y' HALT AND ATTEMPTS TO RECEIVE OUTPUT FROM RJE CENTRAL.

HALT

LOG

OPTIONS

REASON AND RECOVERY

SHEET 165

IF RJE CENTRAL HAS NO OUTPUT TO BE TRANSMITTED,
THE Y' HALT FLASHES ON AND OFF AS FOLLOWS-

FOR POINT TO POINT NETWORK- ON FOR 8 SECONDS,
OFF FOR 12 SECONDS

FOR MULTIPOINT NETWORK- ON FOR 6 SECONDS, OFF
FOR A PERIOD OF TIME
DEPENDING ON THE ACTIV-
ITY OF OTHER NETWORK
TERMINALS.

THE Y' HALT FLASHES UNTIL THE OPERATOR PRESSES
CONSOLE START OR THE APPROPRIATE HALT/RESET KEY
OR WAITS UNTIL OUTPUT FROM RJE CENTRAL IS AVAIL-
ABLE.



REASON- THIS HALT OCCURRED FOR ONE OF THE FOLLOWING
REASONS-

1. THE DISK FILE WRITE SWITCH IS IN THE OFF
POSITION. THIS SWITCH IS ON THE CE PANEL.
2. A DISK ERROR OCCURRED DURING IPL.
3. AN ATTEMPT IS BEING MADE TO IPL FROM A PACK
THAT DOES NOT CONTAIN A SYSTEM.
4. AN ATTEMPT IS BEING MADE TO IPL FROM F1, AND
A CE DIAGNOSTIC PACK IS ON R1.

RECOVERY----- PERFORM ONE OF THE FOLLOWING-

1. IF THE FILE WRITE SWITCH IS IN THE OFF
POSITION, SET IT TO ON. THEN IPL
THE SYSTEM.
2. REMOVE THE CE DIAGNOSTIC PACK FROM R1.
MOUNT A PACK ON R1 AND IPL AGAIN.
3. IF THE FILE WRITE SWITCH IS SET TO ON,
IPL THE SYSTEM AGAIN. IF THE HALT
OCCURS AGAIN, MOUNT A DIFFERENT SYSTEM
PACK AND IPL AGAIN. IF THE HALT
CONTINUES TO OCCUR, YOUR SYSTEM MAY
NEED SERVICE.



REASON- A TERMINAL ERROR HAS OCCURRED FOR ONE OF THE
FOLLOWING REASONS-

1. PERMANENT DISK ERROR WHEN THE SYSTEM WAS
TRYING TO READ. THIS COULD MEAN THAT THERE
IS A BAD TRACK IN ONE OF THE LIBRARIES OR
DIRECTORIES.
2. AN ATTEMPT IS BEING MADE TO LOAD A PROGRAM
OUTSIDE OF THE ALLOCATED CORE FOR THE
PROGRAM.
3. THE SYSTEM HAS ENCOUNTERED AN UNEXPECTED
CONDITION. IF THE JOB IS ALLOWED TO
CONTINUE, UNEXPECTED RESULTS COULD OCCUR.

NOTE- IF THIS HALT OCCURS AFTER SELECTING AN
OPTION OF THE -P HALT, IT IS CALLED A SECONDARY
HALT. IT INDICATES THAT A DISK PACK SHOULD BE
MOUNTED ON R1.

RECOVERY----- FOR NON-DPF SYSTEMS, PERFORM ONE OF THE FOLLOWING-

1. WHEN THIS HALT OCCURS, IT IS RECOMMENDED THAT THE FOLLOWING BE PERFORMED-
RECORD THE CONTENTS OF THE ARR AS FOLLOWS-
 - A. SET LSR DISPLAY SELECTOR ON CE PANEL TO ARR.
 - B. SET REGISTER DISPLAY UNIT TO LSR HI LSR LO.
 - C. RECORD CONTENTS.
 - D. SET LSR DISPLAY SELECTOR ON CE PANEL TO NORMAL.

AFTER RECORDING THE CONTENTS OF THE ARR, TAKE A CORE STORAGE DUMP.

2. IF IT IS NOT POSSIBLE TO READ THE ARR AND TAKE A CORE STORAGE DUMP, PERFORM THE FOLLOWING-
 - A. PRESS CONSOLE START WHICH WILL CAUSE END OF JOB TO OCCUR.

FOR DPF SYSTEMS, PERFORM ONE OF THE FOLLOWING-

1. WHEN THIS HALT OCCURS, IT IS RECOMMENDED THAT THE FOLLOWING BE PERFORMED-
 - A. PRESS CONSOLE STOP.
 - B. RECORD CONTENTS OF ARR AS INDICATED IN THE RECOVERY FOR A NON-DPF SYSTEM.
 - C. AFTER RECORDING THE CONTENTS OF THE ARR, TAKE A CORE STORAGE DUMP.
2. IF YOU WANT TO ALLOW THE OTHER LEVEL TO CONTINUE, PRESS APPROPRIATE HALT/RESET KEY TO CAUSE THE LEVEL IN WHICH THE BLANK 1 HALT OCCURRED TO GO TO END OF JOB. OTHER JOBS CAN THEN BE RUN IN THAT LEVEL.

NOTE- FOR INFORMATION ON HOW TO TAKE A CORE STORAGE DUMP, SEE IBM SYSTEM/3 DISK SYSTEM OPERATOR'S GUIDE, GC21-7508.

NOTE- IF YOU RECORDED THE CONTENTS OF THE ARR AND OBTAINED A CORE STORAGE DUMP, SAVE THE INFORMATION FOR IBM. THIS INFORMATION WILL AID IN DETERMINING THE PROBLEM.

NOTE- IF THIS HALT CONTINUES TO OCCUR, CONTACT IBM FOR SUPPORT.

HALT LOG OPTIONS REASON AND RECOVERY

SHEET 167



3 REASON- SYSTEM OR PROGRAM ERRORS. THE FOLLOWING MESSAGE WILL BE PRINTED INDENTIFYING THE ERROR-

ERROR XX IN PHASE NNN

WHERE XX IS THE ERROR NUMBER AND NNN IS THE PHASE NUMBER WHERE THE ERROR OCCURRED.

EK''

RECOVERY- 3-- IMMEDIATE CANCEL.

READ THE FOLLOWING ITEMS-I, II, AND III-TO DETERMINE WHAT ACTION TO TAKE. A LIST OF ALL THE MESSAGES FOLLOW ITEM III.

I. IF YOU WERE COMPILING AN RPG II PROGRAM WHEN THE HALT OCCURRED, THE FOLLOWING ERROR MESSAGES ARE THE ONES FOR WHICH YOU MAY BE ABLE TO TAKE CORRECTIVE ACTION.

04-ALLOCATE MORE CORE STORAGE FOR THE PROGRAM ON THE HEADER CARD.

05-INCREASE THE SIZE OF THE WORK FILE OR REDUCE THE SIZE OF THE PROGRAM.

08-LOCATE CORE USAGE OF RPG II CODE ON THE PRINTOUT. THEN LOCATE THE FOUR ASTERISKS -****- UNDER START ADDRESS. THE NAME OF THE MISSING ROUTINE WILL BE PRINTED THERE. PRINT THE OBJECT LIBRARY DIRECTORY. IF THE REQUESTED MODULE IS NOT THERE, PLACE MISSING MODULE IN OBJECT LIBRARY AND RERUN THE JOB. IF THE MISSING MODULE IS A SYSTEM MODULE, YOU MAY HAVE TO GENERATE YOUR SYSTEM AGAIN. IF THE REQUESTED MODULE IS IN THE OBJECT LIBRARY OR IF YOU DO NOT HAVE THE REQUESTED SYSTEM MODULE, CONTACT IBM FOR PROGRAMMING SUPPORT.

19-A. CHANGE THE NAME OF THE CURRENT SOURCE MODULE OR,

B. DELETE THE PERMANENT LOAD MODULE.

IF ANY OTHER ERROR MESSAGES WERE PRINTED, CONTACT IBM FOR PROGRAMMING SUPPORT.

II. IF YOU ARE PERFORMING SYSTEM GENERATION AND THIS HALT OCCURRED, CONTACT IBM FOR PROGRAMMING SUPPORT.

III. IF YOU WERE NOT COMPILING AN RPG II PROGRAM OR GENERATING A SYSTEM WHEN THIS HALT OCCURRED, CONTACT IBM FOR PROGRAMMING SUPPORT.

THE FOLLOWING IS A COMPLETE LIST OF THE ERROR NUMBERS AND THE REASON FOR THE ERRORS.

- 00-THE FIRST RECORD GENERATED WAS NOT A PHASE RECORD.
- 01-THE PHASE NAME GENERATED IS GREATER THAN SIX CHARACTERS OR THERE IS NO PHASE NAME.
- 02-THE PHASE ORGIN ADDRESS IS INVALID OR MISSING.
- 03-RPG II COMPILER GENERATED MORE THAN 128 PHASE RECORDS.
- 04-EXTERNAL SYMBOL LIST TABLE GENERATED EXCEEDS STORAGE.
- 05-THE \$WORK FILE IS TOO SMALL.
- 06-RPG II COMPILER INCLD NAME IS INVALID OR MISSING.
- 07-DUPLICATE INCLD RECORDS IN THE SAME PHASE.
- 08-A SYSTEM ROUTINE REQUESTED IS NOT AVAILABLE OR A USER SUBROUTINE REQUESTED IS NOT AVAILABLE.
- 09-START CONTROL POINT GIVEN IN ENTRY RECORD IS NOT VALID.
- 10-MORE THAN ONE ENTRY RECORD IN THE SAME PHASE.
- 11-INVALID OPTIONAL PHASE RECORD PARAMETER.
- 12-INVALID OPTNS RECORD PARAMETER.
- 13-MORE THAN ONE OPTNS RECORD IN THE SAME PHASE.
- 14-INVALID INPUT RECORD TYPE.
- 15-UNRESOLVED EXTRN IN RPG II OBJECT CODE OR A ROUTINE WAS 'RENAMED' OR 'NEWNAMED'.
- 16-TEXT RECORDS ARE OUT OF SEQUENCE.
- 17-LOAD MODULE HAS AN UNRESOLVED EXTERN.
- 18-DUPLICATE MODULE NAME OR ENTRY POINT IN EXTERNAL SYMBOL LIST RECORD FOR ONE PHASE.
- 19-ATTEMPTING TO REPLACE A PERMANENT LOAD MODULE.
- 20-INPUT TEXT RECORD IS TOO LARGE.
- 21-RELOCATION POINTER VALUE IS GREATER THAN THE LENGTH OF THE TEXT.
- 22-/* -END OF FILE- INDICATOR NOT FOUND IN THE WORK -\$WORK- FILE.
- 23-OVERLAY FETCH TABLE REFERENCED IN A NON-OVERLAY PROGRAM.

Possible left characters of halt display

Possible right characters of halt display

	A	C	E	F	H	J	L	P	U	Y	Ø	1	2	3	4	5	6	7	8	9	0	'	-
Ø	142	142	142	142	143	143	143	144	144	144		139			141				141	141	139	144	
A	77	78	78	78	78	79	80	81	81		81	73	74	74	75	75	75	76	77	77	73	82	82
C									82	83	84											84	
E	87		88	88	89	89	89	90	90.1			84.1	85	85		86					84.1	90.1	
F				97			97	97	97	98	98	92	94	94	95	96	96					91	
H	101	101	101	106	107	107	107	107	108		108	99	99	99	99	100	100	100	100	100	101	98	
J	111	112	112	112	113	113	113	114	114	114	115	108.1	108.1	108.2	108.2	109	109	110	110	1.1	108	116	
L	120	120	121		121	121	121	122	122	122		117	118	118	118.1	118.1	118.2	118.2	119	1.9	117		
P		127	127	127	128	128			128	129	129	123		124		124	125	125	126			129	
U	135	135	135	136		136	136	137	137		138	130	130.1	130.2	130.2	131	132	132	133	1.14	130	138	
Y	138.4											138.1	138.2	138.2	138.2	138.3	138.3	138.3	138.4	118.4	138.1		
0	1	1	2	4	4	5	5	6	6		7										1		
1	10	10	11	11	11	11	12	12	13		13	7	8	8	8	9	9	9	10	10	7	14	
2	16	16	16	17	17					17			14	15		15		15	15	15	14		
3	22	22	2	23	24	25		26		27	27	18	18	19	19	20		21	22		18		
4	32	32		32		33	33	33	33	34	34	28	29	29	29	30	30	30	31	31	28		
5	38	39		39	40		40	41	41	43	44	35	35	35	36	36	37				34		
6	50	51	51	51	52	52	52	53	53	53	54	46	46	47	47	48	48	49	49	49	46	54	54
7	57	57	58	58	58	58		59	59	59		55	55	55	56	56	56	56	57	57	55	60	59
8	63	63	63		64	64	64	64		65		60		61	61	61	62		62	62	60	65	65
9	69		69	69	69	70	70	71	72	72	72	65	66	66	66	67	67	68	68	68	68	73	72
'		165	165				165	166	166		160				160	161	161	162			152	167	
-	149		149	150		150	150	151	151			145	146	146	147	147		148	148	148	145		

Note: It is possible for one of the positions of the halt display to be blank. A Ø in the matrix indicates the blank position.

GF'7ES	3	REASON- THE LAST CONTROL STATEMENT WAS NOT AN END STATEMENT. RECOVERY- 3-- IMMEDIATE CANCEL.
GF'7HS	3	REASON- FORMAT OR PUNCTUATION ERROR IN THE HEADER STATEMENT FOR THE PROGRAM TEMPORARY FIX PROGRAM. RECOVERY- 3-- IMMEDIATE CANCEL.
GF'7HN	3	REASON- HEADER STATEMENT NOT FIRST STATEMENT OF PROGRAM TEMPORARY FIX STATEMENTS. RECOVERY- 3-- IMMEDIATE CANCEL.
GF'7ID	3	REASON- THE MODULE REFERRED TO BY THE PTF ID FIELD ON THE HEADER STATEMENT CAN NOT BE FOUND ON THE UNIT SPECIFIED BY THE UNIT 2 FIELD. RECOVERY- 3-- IMMEDIATE CANCEL.
GF'7LD	3	REASON- AN INVALID RLD BYTE WAS FOUND IN THE MODULE BEING PATCHED. RECOVERY- 3-- IMMEDIATE CANCEL.
GF'7LV	03	REASON- THE LEVEL OF THE MODULE TO WHICH THE PROGRAM TEMPORARY FIX IS TO BE APPLIED IS NOT THE SAME LEVEL AS SPECIFIED IN THE LEVEL FIELD OF THE PTF STATEMENT. RECOVERY- 0-- CONTINUE. THE PROGRAM TEMPORARY FIX IS APPLIED. 3-- IMMEDIATE CANCEL.
GF'7ME	3	REASON- INSUFFICIENT ROOM IN THE MODULE BEING PATCHED FOR THE ADDITIONAL RLD'S REQUIRED BY THE ADDITION OF THE PATCH. RECOVERY- 3-- IMMEDIATE CANCEL.
GF'7ND	3	REASON- NO DATA STATEMENTS FOLLOWED THE PTF STATEMENTS. RECOVERY- 3-- IMMEDIATE CANCEL.
GF'7NE	3	REASON- NO END STATEMENT FOUND AT END OF PTF. RECOVERY- 3-- IMMEDIATE CANCEL.

<u>HALT</u>	<u>LOG</u>	<u>OPTIONS</u>	<u>REASON AND RECOVERY</u>
	GF'7NF	3	REASON- THE MODULE NAME ON THE PROGRAM TEMPORARY FIX STATEMENT CAN NOT BE FOUND ON DISK. RECOVERY- 3-- IMMEDIATE CANCEL.
	GF'7NM	3	REASON- MODULE NAME ON PTF STATEMENT WAS NOT FOUND. RECOVERY- 3-- IMMEDIATE CANCEL.
	GF'7NO	3	REASON- TYPE ON PTF STATEMENT DOES NOT IDENTIFY THE MODULE TO BE PATCHED AS AN O-TYPE OBJECT MODULE. RECOVERY- 3-- IMMEDIATE CANCEL.
	GF'7NP	3	REASON- NO PTF STATEMENT WAS FOUND FOLLOWING THE HEADER STATEMENT. RECOVERY- 3-- IMMEDIATE CANCEL.
	GF'7NS	3	REASON- INSUFFICIENT SPACE ON THE UNIT SPECIFIED BY THE UNIT 1 FIELD OF THE HEADER STATEMENT. SIX TRACKS ARE NEEDED FOR TEMPORARY WORK SPACE. RECOVERY- 3-- IMMEDIATE CANCEL.
	GF'7PS	3	REASON- FORMAT OR PUNCTUATION ERROR IN THE PTF STATEMENT. RECOVERY- 3-- IMMEDIATE CANCEL.
	GF'7TM	3	REASON- TOO MANY PTF STATEMENTS AFTER ONE HEADER STATEMENT. THE MAXIMUM IS 11. RECOVERY- 3-- IMMEDIATE CANCEL.
	GF'7WP	3	REASON- PACK APPLYING PTF TO IS NOT PROGRAM OR SYSTEM PACK. RECOVERY- 3-- IMMEDIATE CANCEL.

HALT

LOG

OPTIONS

REASON AND RECOVERY

SHEET 195

THE FOLLOWING IS A COMPLETE LIST OF THE ERROR NUMBERS
AND THE REASON FOR THE ERRORS.

- 00-THE FIRST RECORD GENERATED WAS NOT A PHASE RECORD.
- 01-THE PHASE NAME GENERATED IS GREATER THAN SIX CHARACTERS OR THERE IS NO PHASE NAME.
- 02-THE PHASE ORGIN ADDRESS IS INVALID OR MISSING.
- 03-RPG II COMPILER GENERATED MORE THAN 128 PHASE RECORDS.
- 04-EXTERNAL SYMBOL LIST TABLE GENERATED EXCEEDS STORAGE.
- 05-THE \$WORK FILE IS TOO SMALL.
- 06-RPG II COMPILER INCLD NAME IS INVALID OR MISSING.
- 07-DUPLICATE INCLD RECORDS IN THE SAME PHASE.
- 08-A SYSTEM ROUTINE REQUESTED IS NOT AVAILABLE OR A USER SUBROUTINE REQUESTED IS NOT AVAILABLE.
- 09-START CONTROL POINT GIVEN IN ENTRY RECORD IS NOT VALID.
- 10-MORE THAN ONE ENTRY RECORD IN THE SAME PHASE.
- 11-INVALID OPTIONAL PHASE RECORD PARAMETER.
- 12-INVALID OPTNS RECORD PARAMETER.
- 13-MORE THAN ONE OPTNS RECORD IN THE SAME PHASE.
- 14-INVALID INPUT RECORD TYPE.
- 15-UNRESOLVED EXTRN IN RPG II OBJECT CODE OR A ROUTINE WAS RENAMED OR NEWNAMED.
- 16-TEXT RECORDS ARE OUT OF SEQUENCE.
- 17-LOAD MODULE HAS AN UNRESOLVED EXTERN.
- 18-DUPLICATE MODULE NAME OR ENTRY POINT IN EXTERNAL SYMBOL LIST RECORD FOR ONE PHASE.
- 19-ATTEMPTING TO REPLACE A PERMANENT LIBRARY ENTRY WITH ANOTHER ENTRY HAVING THE SAME NAME.
- 20-INPUT TEXT RECORD IS TOO LARGE.
- 21-RELOCATION POINTER VALUE IS GREATER THAN THE LENGTH OF THE TEXT.
- 22-/* -END OF FILE- INDICATOR NOT FOUND IN THE WORK -\$WORK- FILE.
- 23-OVERLAY FETCH TABLE REFERENCED IN A NON-OVERLAY PROGRAM.
- 24-FILE WORK SPACE TOO SMALL. FOR RPG INCREASE SIZE OF \$SOURCE FILE; FOR ALL OTHER PROGRAMS DELETE UNUSED FILES ON R1 OR F1.

HALF PROGRAM MATRIX

	A	C	E	F	H	J	L	P	U	Y	1	2	3	4	5	6	7	8	9	0	'	-		
X	1166	168	166	168	169	169	169	170	170	170	165			167				167	167	165	170		I	
A	184	84	85	85	85	86	87	88	88		88	80	80	81	81	81	82	82	83	84	79	89	89	I A
C									90	90	91									89		92		I C
E	190		97	97	98	98	99	100	100	101	101	93	94	94		95					92	101		I E
F	1109	109	109	109	110	110	110	110	111	111	104	105	106	107	108	108			108		102	112		I F
H	1114	115	115	120	121	121	121	121	122		122	112	112	113	113	113	113	114	114	114	112	122		I H
J	1127	127	123	128	128	129	129	130	130	131	131	123	123	124	124	125	125	126	126	127	127	132		I J
L	1138	138	138		139	139	139	140	140	140		133	134	134	135	135	136	136	137	137	133			I L
P		145	145	145	146	146			146	147	147	141		142		142	143	143	144			147		I P
U	1154	155	155	155	156	156	156	157	157	157	158	148	149	150	150	151	152	152	153	154	148	158		I U
Y	1163	164	164	164	164	164	164.1	164.1	164.1	164.1	164.1	159	160	160	161	161	162	162	162	162	163	159	164.2	I Y
0	1	1	2	4	4	5	5	6	6		7											1		I 0
1	11	11	12	12	12	13	13	14	15	15	16	7	8	8	8	9	9	9	10	10	7	16		I 1
2	18	19	19	19	20						20	16	17	17		17		18	18	18	16			I 2
3	24	25	25	25	26	27		28		29	29	21	21	21	22	22		24	24		20			I 3
4	35	35		35	36	36	36	36	37	37	37	31	32	32	32	33	33	33	34	34	30			I 4
5	41	42		43	44		44	45	45	47	48	38	38	38	39	39	40	41			38	50		I 5
6	55	56	56	57	57	57	58	58		58	59	51	51	52	52	53	53	53	54	54	50	59	59	I 6
7	62	63	63	63	63	64		64	64		65	60	60	60	61	61	61	61	62	62	60		65	I 7
8	68	68	68		69	69	69	69	70	70		65		66	66	66	67		67	67	65		70	I 8
9	74		74	75	75	75	76	77	78	78	78	71	71	71	72	72	73	73	73	74	71	79	79	I 9
'		193	193				193		193			188			188	189	190	190			180	194		I '
-	1175	175	176	176	177	177	177	178	178		179	171	172	172	173	173	174	174	174	174	175	171	179	I -



Technical Newsletter

System/3

Base Publ. No. GC21-7540-1

This Newsletter No. GN21-7602

Date: September 15, 1971

Previous Newsletter Nos. GN21-7571

IBM System/3 Disk System Halt Procedure Guide

© IBM Corp. 1971

This Technical Newsletter, a part of version 05, modification 00 of IBM System/3 Disk System, provides replacement pages for the subject publication. These replacement pages remain in effect for subsequent versions and modifications unless specifically altered. Pages to be inserted and/or removed are:

Cover	Sheets	89-92
Title Page, Edition		101, 102
Preface, ii		107-110
Pages 1-8		119, 120
Sheets 1,2		131, 132
11,12		141, 142
15,16		147, 148
19, 20		155-164
23-28		164.1, 164.2
33, 34		165, 166
59, 60		191, 192
69, 70		195, 196

Changes are indicated by a vertical line to the left of the change.

Summary of Amendments

- IBM 1270 Optical Reader Sorter Halts
- Miscellaneous Changes

Note: Please file this cover letter at the back of the manual to provide a record of changes.

READER'S COMMENT FORM

IBM System/3
 Disk System
 Halt Procedure
 Guide

GC21-7540-0

Your answers to the questions on this sheet will help us produce better manuals for your use. If any of your answers require comments, or if you have additional information you think would be helpful, please use the space provided. All comments and suggestions become the property of IBM.

1. Is the manual easy to read?
2. Is any of the information unclear?
3. Is additional information needed?
4. Is any of the information unnecessary?
5. Did you read the Preface?
6. Did you use the Table of Contents?
7. Did you use the Index? *
8. Did you take the tests? *
9. How did you use the manual:

Yes	No

* Not included in all manuals

Instructor in a class _____
 Student in a class _____
 Reference material _____
 Self-Training _____
 Other (Explain) _____

Have you had previous computer or programming training? _____

What is your present job? _____

What business is your company engaged in? _____

COMMENTS

YOUR COMMENTS, PLEASE. . .

Your answers to the questions on the back of this form, together with your comments, will help us produce better publications for your use. Each reply will be carefully reviewed by the persons responsible for writing and publishing this material. All comments and suggestions become the property of IBM.

Note: Please direct any requests for copies of publications, or for assistance in using your IBM system, to your IBM representative or to the IBM branch office serving your locality.


— Cut Along Line —

Fold

Fold

FIRST CLASS
PERMIT NO. 387
ROCHESTER, MINN.

BUSINESS REPLY MAIL
NO POSTAGE NECESSARY IF MAILED IN THE UNITED STATES



POSTAGE WILL BE PAID BY . . .

IBM Corporation
General Systems Division
Development Laboratory
Rochester, Minnesota 55901

Attention: Programming Publications, Dept. 425

Fold

Fold



International Business Machines Corporation
Data Processing Division
112 East Post Road White Plains, N.Y. 10601
[USA Only]

IBM World Trade Corporation
821 United Nations Plaza New York, New York 10017
[International]



**International Business Machines Corporation
Data Processing Division
112 East Post Road, White Plains, New York 10601
(USA only)**

**IBM World Trade Corporation
821 United Nations Plaza, New York, New York 10017
(International)**