FED. SUPPLY CODE NO. MFR18310

[redacted]



The Knowledgeable Ones Specify

CONCORD®

MANUFACTURERS OF

TEST ACCESSORIES ELECTRONIC COMPONENTS AND HARDWARE

DESIGN ENGINEERS' HANDBOOK AND PURCHASING GUIDE

CAT. #
2000-E



Molding thermoplastic and thermosetting resins are routine at Concord. Concord's short mold design and tooling lead times gives our customers an edge up on their competition.



Concord's Swiss Automatic Screw Machine Department provides long and short run production capability of precision machined parts. Our Secondary Machining Department supplements the Swiss Automatics with additional machining and forming operations such as drilling, tapping, slotting, threadrolling, bending, etc.

Whether a standard or customer-specified special product, Concord's strict attention to detail assures full compliance to product specifications from raw material to finished product.





Concord's Wire Assembly Department makes test lead sets, patch cords, jumpers and breakouts. Customers can select from a broad range of standard component ends or specify a custom product.



Concord engineers and builds it's automatic assembly equipment in-house. From p.c. jacks to banana plugs to PTFE insulated terminals, Concord's automatic assembly operation assures consistent quality product at high production rates.

There is no substitute for in-house control of a plating process. To this end, Concord's Electro-Plating Department operates under stringent process controls to produce plated parts of the highest quality. Finishes plated in-house include gold, silver, matte tin, bright tin, electro-solder, nickel and zinc.



Attention to quality throughout the manufacturing process is reflected in the consistently superior quality of all Concord products. Additionally, in-house testing (such as shock, vibration, thermal shock, humidity cycling, dielectric withstanding voltage at altitude, and more...) is available to special customer requirements.

Manufacturing Excellence
CONCORD
ELECTRONICS CORPORATION
SINCE 1946
Incomparable Service

CONTENTS

TABLES — CHARTS & GENERAL INFORMATION

SPECIFY — CONCORD® THE COMPONENT PEOPLE

*Teflon is Du Pont's registered trademark

30 GREAT JONES STREET
NEW YORK, N.Y. 10012-1115
(212) 777-6571 • FAX (212) 995-0161

CONTENTS (Cont.)

We cross reference most leading manufacturers of Solder and Teflon* insulated terminals. For military specifications and above cross references, see Concord's comprehensive cross reference catalog.

IMPORTANT INFORMATION

The metric dimensions and tolerances shown on Concord Prints are for reference only. Parts are manufactured according to the dimensions and tolerances in inches as shown on the Concord Prints. Unless otherwise specified on particular drawings .XXX ± .010 and all dimensions are after plating.

The specifications presented on Concord catalog prints, although in effect at the time of publication, may, at some later time, necessarily be revised due to changes in government specifications, materials and/or manufacturing procedures. Thus, Concord Electronics Corporation reserves the right to revise specifications on any and all items shown in this catalog without prior notice.

STATEMENT OF WARRANTY

Concord products are guaranteed to be free from defects in material and workmanship for a reasonable time after delivery. However, our liability shall be limited to replacement of defective material.

SPECIFY – CONCORD® "THE COMPONENT PEOPLE"

*Teflon is Du Pont's registered trademark

30 GREAT JONES STREET
NEW YORK, N.Y. 10012-1115
(212) 777-6571 • FAX (212) 995-0161

GENERAL INFORMATION

MATERIALS

		MIL/FED SPEC
BRASS	ASTM B16	QQ-B-626, ALLOY 360, 1/2 HARD
PHOSPHOR BRONZE	ASTM B139	QQ-B-750
BERYLLIUM COPPER	ASTM B194, 196	QQ-C-533 & 530
RED LEADED BRASS	ASTM B140, ALLOY 314 1/2 HARD	
ALUMINUM		QQ-A-225/3. ALLOY 2011-T3
DIALLYL PHTHALATE		MIL-M-14. TYPE SDG-F
NYLON 6/6	ASTM D4066	
TEFLON*	ASTM D1710	MIL-P-19468
LEXAN** (POLYCARBONATE)		GRADE 141
STAINLESS STEEL		303

PARTIAL LIST OF AVAILABLE PLATING FINISHES

(FOR FINISH CODES SEE PAGE V)

SILVER	QQ-S-365
NICKEL	QQ-N-290
GOLD	MIL-G-45204
ELECTRO-TIN	MIL-T-10727, Type 1
BRIGHT ELECTRO-TIN	MIL-T-10727, Type 1
ELECTRO-SOLDER (TIN-LEAD)	MIL-P-81728
ZINC CL. CHR	
ZINC YEL	
HOT TIN DIP	MIL-T-10727, Type II
HOT SOLDER DIP	QQ-S-571

FOR FINISHES OTHER THAN SPECIFIED, CONSULT FACTORY

CURRENT CARRYING CAPACITY AND CONTACT RESISTANCE OF JACKS (CAPTIVE BERYLLIUM COPPER SPRING) MATED WITH APPROPRIATE PINS

PIN DIAMETER	RATED CURRENT FOR 1°C ΔT	AVERAGE CONTACT RESISTANCE (m Ω)	MAX CURRENT FOR 30° ΔT
.020	1.4	1.5	11.0
.025	1.7	1.2	14.2
.030	2.1	1.1	17.0
.040	3.0	1.0	23.0
.050	3.0	1.0	27.0
.062	3.5	.56	30.0
.080	4.0	.35	32.0

*Teflon® is Du Pont's registered trademark
**TM GENERAL ELECTRIC

IMPORTANT NOTICE

GENERAL PROPERTIES OF TEFLON* (TFE)

PROPERTIES	UNITS	TFE
Physical		
Tensile Strength 73°F.	psi	2500-6000
Elongation 73°F.	%	150-600
Modulus, 73°F.		
Tensile	psi	95,000 to 115,000
Flexural	psi	70,000 to 110,000
Elasticity in Tension		58,000
Flexural Strength, 73°F.	psi	Does not break
Izod Impact Strength, (½ x ½ in. notched bar)		
+75°F.	ft. lb./in. of notch	3.0
−65°F.	ft. lb./in. of notch	2.3
Tensile Impact Strength		
+73°F.	ft. lb./sq. in.	320
−65°F.	ft. lb./sq. in.	105
Fatigue resistance (cycles to failure)		
1000 psi stress		20 million
1400 psi stress		7 million
1450 psi stress		12,000
1500 psi stress		1200
Hardness 73°F., Durometer D		D50-D65
Abrasion resistance, 1000 gr load on 4" dia. disk		
Taber abrasion test, 10 cycles	wt. loss (mg) cumulative	0.35
Taber abrasion test, 100 cycles	wt. loss (mg) cumulative	2.2
Taber abrasion tset, 1000 cycles	wt. loss (mg) cumulative	8.9
Compressive Stress, 73°F.	psi	1700
Deformation under load		
78°F. 1,000 psi 24 hrs.	%	2.4
78°F. 2,000 psi 24 hrs.		15.
Specific Gravity		2.14-2.24
Specific Volume	cu. in./lb.	12.9-12.3
Coefficient of Friction, static & kinetic, against polished steel.		0.05-0.08
Machining Qualities		Excellent
Clarity		Opaque
Electrical		
Dielectric Strength		
Short Time, 10 mil	volts/mil	1000 to 2000
Short Time ⅛ in.	volts/ mil	600
Step-by-Step ⅛ in.	volts/mil	430
Arc Resistance	seconds	> 300 Does not track
Volume Resistivity (50% R.H., 75°F.)	ohm-cm.	$> 10^{18}$
Surface Resistivity, 100% R.H.	ohms	$> 10^{18}$
Dielectric Constant		
60 cycles		2.1
10^3 cycles		2.1
10^6 cycles		2.1
10^8 cycles		2.1
Dissipation Factor, (Power Factor)		
60 cycles		0.0002
10^3 cycles		0.0002
10^6 cycles		0.0002
10^8 cycles		0.0002
Water Absorption, 24 hrs. ⅛ in. thick	%	0.01
Thermal		
Coefficient of Linear Thermal Expansion	/°F.	5.5×10^{-5}
Thermal Conductivity	BTU/hr./sq. ft./°F./in.	1.7
Heat Distortion Temperature		
66 psi	°F.	250
264 psi		132
Specific Heat	BTU/lb./°F.	0.25
Burning Rate		None
Continuous Service Temperature	°F.	550
Melting Point	°F.	—
Gel Point	°F.	621
Resistance		
Resistance to Weathering		Excellent
Chemical Resistance		Excellent
Effect of weak or strong acids		None
Effect of weak or strong alkalies		None

* Teflon® is Du Pont's registered trademark

FINISH

-00	Unplated
-01	Silver
-02	Nickel
-2	Black Oxide
-03	Gold
-04	Tin
-044	Bright Tin
-05	Electro-solder (TIN-LEAD)
-0534	Electro-solder fused
-0434	Electro-tin fused
-06	Combined Tin Body & Gold Cage (Jacks)
-073	Zinc with Yellow Chromate
-074	Zinc with Clear Chromate
-08	Electro-solder (Tin-Lead, 3% Min. Lead)
-094	Hot Tin Dip
-095	Hot Solder Dip
-11	Black Anodized
-12	Semi-frost Anodized
-16	Colored Chromat
-19	Clear Chromate
-22	Passivated

COLOR CODES

00 — Combination Red & Black
10 — Black
11 — Brown
12 — Red
13 — Orange
14 — Yellow
15 — Green
16 — Blue
17 — Violet
18 — Gray
19 — White
20 — Natural

STANDARD ANNEALED COPPER WIRE A.W.G. (B & S) — Theoretical Values

	Diameter Inches	Area	Weight	Length	Resistance at 68° F	
AWG	Nom.	Circular Mils	Pounds per M'	Feet per Lb.	Ohms per M'	Ohms per Lb.
0000	.4600	211,600.	640.5	1.561	.04901	.00007652
000	.4096	167,800.	507.9	1.968	.06180	.0001217
00	.3648	133,100.	402.8	2.482	.07793	.0001935
0	.3249	105,500.	319.5	3.130	.09827	.0003076
1	.2893	83,690.	253.3	3.947	.1239	.00048[illegible]1
2	.2576	66,370.	200.9	4.977	.1563	.0007778
3	.2294	52,640.	159.3	6.276	.1970	.001237
4	.2043	41,740.	126.4	7.914	.2485	.001[illegible]66
5	.1819	33,100.	100.2	9.980	.3133	.003127
6	.1620	26,250.	79.46	12.58	.3951	.004972
7	.1443	20,820.	63.02	15.87	.4982	.007905
8	.1285	16,510.	49.98	20.01	.6282	.01257
9	.1144	13,090.	39.63	25.23	.7921	.01999
10	.1019	10,380.	31.43	31.82	.9989	.03178
11	.09074	8,234.	24.92	40.12	1.260	.05053
12	.08081	6,530.	19.77	50.59	1.588	.08035
13	.07196	5,178.	15.68	63.80	2.003	.1278
14	.06408	4,107.	12.43	80.44	2.525	.2032
15	.05707	3,257.	9.858	101.4	3.184	.3230
16	.05082	2,583.	7.818	127.9	4.016	.5136
17	.04526	2,048.	6.200	161.3	5.064	.8167
18	.04030	1,624.	4 917	203.4	6.385	1.299
19	.03589	1,288.	3.899	256.5	8.051	2.065
20	.03196	1,022.	3.092	323.4	10.15	3.283
21	.02846	810.1	2.452	407.8	12.80	5.221
22	.02535	642.4	1.945	514.2	16.14	8.301
23	.02257	509.5	1.542	648.4	20.36	13.20
24	.02010	404.0	1.223	817.7	25.67	20.99
25	.01790	320.4	.9699	1031.	32.37	33.37
26	.01594	254.1	.7692	1300.	40.81	53.06
27	.01420	201.5	.6100	1639.	51.47	84.37
28	.01264	159.8	.4837	2067.	64.90	134.2
29	.01126	126.7	.3836	2607.	81.83	213.3
30	.01003	100.5	.3042	3287.	103.2	339.2
31	.008928	79.7	.2413	4145.	130.1	539.3
32	.007950	63.21	.1913	5227.	164.1	857.6
33	.007080	50.13	.1517	6591.	206.9	1,364.
34	.006305	39.75	.1203	8310.	260.9	2,168.
35	.005615	31.52	.09542	10480.	329.0	3,448.
36	.005000	25.00	.07568	13210.	414.8	5,482.
37	.004453	19.83	.06001	16660.	523.1	8,717.
38	.003965	15.72	.04759	21010.	659.6	13,860.
39	.003531	12.47	.03774	26500.	831.8	22,040.
40	.003145	9.888	.02993	33410.	1049.	35,040.
41	.00280	7 8400	.02373	42140.	1323.	55,750.
42	.00249	6.2001	.01877	53270.	1673.	89,120.
43	.00222	4.9284	.01492	67020.	2104.	141,000.
44	.00197	3.8809	.01175	85100.	2672.	227,380.
45	.00176	3.0976	.00938	106600.	3348.	356,890.
46	.00157	2.4649	.00746	134040.	4207.	563,900.
47	.00140	1.951	.00590	169400.	5317.	900,500.
48	.00124	1.547	.00468	213600.	6705.	1,432,000.
49	.00111	1.227	.00371	269300.	8454.	2,277,000.
50	.00098	0.973	.00294	339600.	10660.	3,620,000.

CABLE SPECIFICATIONS

RG58C/U	.195 O.D.	50 OHM
RG59B/U	.240 O.D.	75 OHM
RG62A/U	.240 O.D.	93 OHM
RG213/U	.405 O.D.	50 OHM
RG214/U	.425 O.D.	50 OHM
RG142B/U	.195 O.D.	50 OHM
RG316/U	.098 O.D.	50 OHM
RG174/U	.100 O.D.	50 OHM

(2) Cond. Twisted Pair #18 AWG 65/36 T.C.
Vinyl Insulation and Jacket Nom O.D. 250
Nom Cap. 30 pf/ft. Gray

DECIMAL EQUIVALENTS

1/64 .0156	17/64 .2656	33/64 .5156	49/64 .7656
1/32 .0312	9/32 .2812	17/32 .5312	25/32 .7812
3/64 .0469	19/64 .2969	35/64 .5469	51/64 .7969
1/16 .0625	5/16 .3125	9/16 .5625	13/16 .8125
5/64 .0781	21/64 .3281	37/64 .5781	53/64 .8281
3/32 .0938	11/32 .3438	19/32 .5938	27/32 .8438
7/64 .1094	23/64 .3594	39/64 .6094	55/64 .8594
1/8 .1250	3/8 .3750	5/8 .6250	7/8 .8750
9/64 .1406	25/64 .3906	41/64 .6406	57/64 .8906
5/32 .1562	13/32 .4062	21/32 .6562	29/32 .9062
11/64 .1719	27/64 .4219	43/64 .6719	59/64 .9219
3/16 .1875	7/16 .4375	11/16 .6875	15/16 .9375
13/64 .2031	29/64 .4531	45/64 .7031	61/64 .9531
7/32 .2188	15/32 .4688	23/32 .7188	31/32 .9688
15/64 .2344	31/64 .4844	47/64 .7344	63/64 .9844
1/4 .2500	1/2 .5000	3/4 .7500	1 1.0000

STAMPED & FLAT TERMINALS
MACHINE SCREW SIZE & SCREW HOLE TABLE

SCREW OR STUD SIZE	SCREW HOLE DIAMETER	RECOMMENDED HOLE DIAMETER REF.	SCREW DIAMETER	MAXIMUM DIAMETER OF THREAD
0		.067		.060
1		.078		.073
2		.093		.086
3		.105		.099
4		.120		.112
5		.130		.125
6		.144		.138
8		.169		.164
10		.196		.190
12		.220		.216
14		.250		.242
1/4		.257		.250

DRILL SIZES . . . IN DECIMALS (INCHES)
NUMBER – FRACTIONAL – LETTER

Drill Size	Decimal	Drill Size	Decimal	Drill Size	Decimal	Drill Size	Decimal	Drill Size	Decimal	Drill Size	Decimal	Drill Size	Decimal	Drill Size	Decimal
80	.0135	60	.0400	42	.0935	24	.1520	13/64	.2031	9/32	.2812	X	.3970	45/64	.7031
79	.0145	59	.0410	3/32	.0938	23	.1540	6	.2040	L	.2900	Y	.4040	23/32	.7188
1/64	.0156	58	.0420	41	.0960	5/32	.1562	5	.2055	M	.2950	13/32	.4062	47/64	.7344
78	.0160	57	.0430	40	.0980	22	.1570	4	.2090	19/64	.2969	Z	.4130	3/4	.7500
77	.0180	56	.0465	39	.0995	21	.1590	3	.2130	N	.3020	27/64	.4219	49/64	.7656
76	.0200	3/64	.0469	38	.1015	20	.1610	7/32	.2188	5/16	.3125	7/16	.4375	25/32	.7812
75	.0210	55	.0520	37	.1040	19	.1660	2	.2210	O	.3160	29/64	.4531	51/64	.7969
74	.0225	54	.0550	36	.1065	18	.1695	1	.2280	P	.3230	15/32	.4688	13/16	.8125
73	.0240	53	.0595	7/64	.1094	11/64	.1719	A	.2340	21/64	.3281	31/64	.4844	53/64	.8281
72	.0250	1/16	.0625	35	.1100	17	.1730	15/64	.2344	Q	.3320	1/2	.5000	27/32	.8438
71	.0260	52	.0635	34	.1110	16	.1770	B	.2380	R	.3390	33/64	.5156	55/64	.8594
70	.0280	51	.0670	33	.1130	15	.1800	C	.2420	11/32	.3438	17/32	.5312	7/8	.8750
69	.0292	50	.0700	32	.1160	14	.1820	D	.2460	S	.3480	35/64	.5469	57/64	.8906
68	.0310	49	.0730	31	.1200	12	.1850	1/4	.2500	T	.3580	9/16	.5625	29/32	.9062
1/32	.0312	48	.0760	1/8	.1250	3/16	.1875	E	.2500	23/64	.3594	37/64	.5781	59/64	.9219
67	.0320	5/6	.0781	30	.1285	12	.1890	F	.2570	U	.3680	19/32	.5938	15/16	.9375
66	.0330	47	.0785	29	.1360	11	.1910	G	.2610	3/8	.3750	39/64	.6094	61/64	.9531
65	.0350	46	.0810	28	.1405	10	.1935	17/64	.2656	V	.3770	5/8	.6250	31/32	.9688
64	.0360	45	.0820	9/64	.1406	9	.1960	H	.2660	W	.3860	41/64	.6406	63/64	.9844
63	.0370	44	.0860	27	.1440	8	.1990	I	.2720	25/64	.3906	21/32	.6562	1	1.0000
62	.0380	43	.0890	26	.1470	7	.2010	J	.2770			42/64	.6719		
61	.0390			25	.1495			K	.2810			11/16	.6875		

5IVE WAY BINDING POSTS - LEXAN

THIS SERIES OF BINDING POSTS INCORPORATES THE FEATURES AND FLEXIBILITY OF THE CONCORD 5IVE WAY BINDING POST INTO THIS CONTEMPORARY DESIGN. THE SOFT GRAY COLOR GOES WELL WITH THE LOOK OF MODERN EQUIPMENT. THE SIX COLORED RINGS PROVIDE POSITIVE LINE IDENTIFICATION.

MATERIAL:

STUD: BRASS PER ASTM B16
HEAD INSERT: BRASS PER ASTM B16

INSULATION: LEXAN
FINISH: GOLD OVER NICKEL



RATED FOR 30 AMPS, 1000 VAC WORKING VOLTAGE

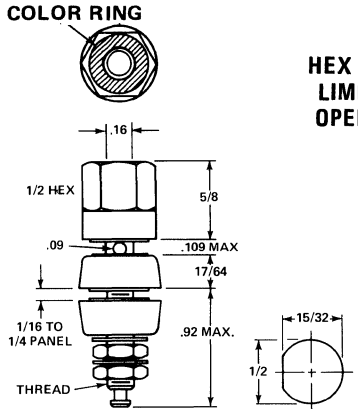

HEX HEAD LIMITED OPENING

WITH 8-32 THREAD

PART NO.	COLOR
01-1005-1-0310	BLACK
01-1005-1-0312	RED
01-1005-1-0314	YELLOW
01-1005-1-0315	GREEN
01-1005-1-0316	BLUE
01-1005-1-0319	WHITE

WITH 10-32 THREAD

PART NO.	COLOR
01-1034-1-0310	BLACK
01-1034-1-0312	RED
01-1034-1-0314	YELLOW
01-1034-1-0315	GREEN
01-1034-1-0316	BLUE
01-1034-1-0319	WHITE

RATED FOR 30 AMPS, 1000 VAC WORKING VOLTAGE

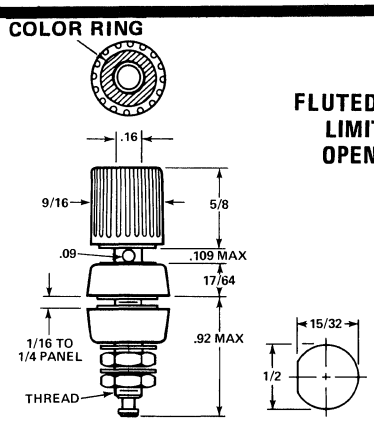

FLUTED HEAD LIMITED OPENING

WITH 8-32 THREAD

PART NO.	COLOR
01-1006-1-0310	BLACK
01-1006-1-0312	RED
01-1006-1-0314	YELLOW
01-1006-1-0315	GREEN
01-1006-1-0316	BLUE
01-1006-1-0319	WHITE

WITH 10-32 THREAD

PART NO.	COLOR
01-1035-1-0310	BLACK
01-1035-1-0312	RED
01-1035-1-0314	YELLOW
01-1035-1-0315	GREEN
01-1035-1-0316	BLUE
01-1035-1-0319	WHITE

RATED FOR 15 AMPS, 1000 VAC WORKING VOLTAGE

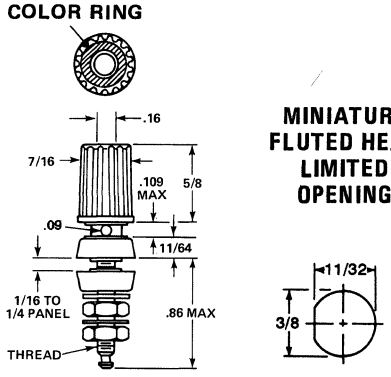

MINIATURE FLUTED HEAD LIMITED OPENING

WITH 6-32 THREAD

PART NO.	COLOR
01-1106-1-0310	BLACK
01-1106-1-0312	RED
01-1106-1-0314	YELLOW
01-1106-1-0315	GREEN
01-1106-1-0316	BLUE
01-1106-1-0319	WHITE

SPECIFY – CONCORD® "THE COMPONENT PEOPLE"

* LEXAN® IS GENERAL ELECTRICS REGISTERED TRADEMARK

30 GREAT JONES STREET
NEW YORK, N.Y. 10012-1115
(212) 777-6571 • FAX (212) 995-0161

5IVE WAY BINDING POSTS - LEXAN

01-1003-1-02XX BRIGHT TIN*
01-1003-1-03XX GOLD PLATE } 8-32 THREAD
01-1032-1-02XX BRIGHT TIN*
01-1032-1-03XX GOLD PLATE } 10-32 THREAD
COLOR

HEX HEAD LIMITED OPENING

30 AMPERE CAPACITY 1000 WVDC MAX.

Post is completely insulated from chassis. Accommodates panels from 1/16" to 1/4" thick. Design of post allows for five ways to connect: accepts standard banana plug, clip on main shaft, up to No. 14 wire thru cross hole clamped with head, wire looped around shaft and clamped with head, spade lug clamped with head. Metal parts are made of brass and the insulation of lexan.

BLK	RED	YEL	GRN	BLU	GRY	WHT
10	12	14	15	16	18	19

*Nuts and Metal Inserts are Nickel Plated

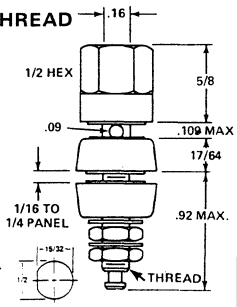

01-1004-1-02XX BRIGHT TIN*
01-1004-1-03XX GOLD PLATE } 8-32 THREAD
01-1033-1-02XX BRIGHT TIN*
01-1033-1-03XX GOLD PLATE } 10-32 THREAD
COLOR

FLUTED HEAD LIMITED OPENING



30 AMPERE CAPACITY 1000 WVDC MAX.

Post is completely insulated from chassis. Accommodates panels from 1/16" to 1/4" thick. Design of post allows for five ways to connect: accepts standard banana plug, clip on main shaft, up to No. 14 wire thru cross hole clamped with head, wire looped around shaft and clamped with head, spade lug clamped with head. Metal parts are made of brass and the insulation of lexan.

BLK	RED	YEL	GRN	BLU	GRY	WHT
10	12	14	15	16	18	19

*Nuts and Metal Inserts are Nickel Plated

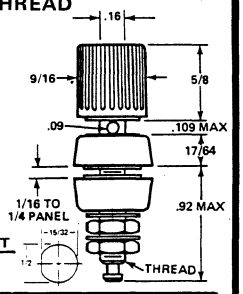

01-1033-8-0310 BLACK
01-1033-8-0312 RED
10-32 THREAD

FLUTED HEAD LIMITED OPENING

ACCEPTS .080 JACK IN HEAD

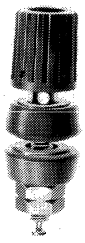

RATED FOR 30 AMP CURRENT CAPACITY*

Post is completely insulated from chassis. Accommodates panels from 1/16" to 1/4" thick. Design of post allows for five ways to connect as with 01-1033-1-03XX, however head accepts .080 ±.001 pin instead of banana plug.

*for 30°C ΔT

COMPONENT	MATERIAL	(03) FINISH
Insulation	Lexan	—
Nuts & Inserts	Brass	Gold
Post	Brass	Gold
Jack Body	Brass	Gold
Spring Insert	Beryllium Copper	Gold

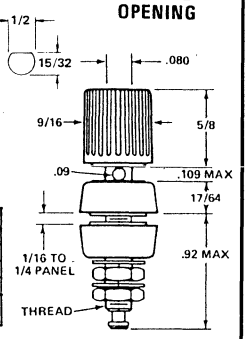

01-1103-1-02XX BRIGHT TIN*
01-1103-1-03XX GOLD PLATE } 6-32 THREAD
01-1104-1-02XX BRIGHT TIN*
01-1104-1-03XX GOLD PLATE } 8-32 THREAD
COLOR

MINIATURE FLUTED HEAD LIMITED OPENING



15 AMPERE CAPACITY 1000 WVDC MAX.

Post is completely insulated from chassis. Accommodates panels from 1/16" to 1/4" thick. Design of post allows for five ways to connect: accepts standard banana plug, clip on main shaft, up to No. 14 wire thru cross hole clamped with head, wire looped around shaft and clamped with head, spade lug clamped with head. Metal parts are made of brass and the insulation of lexan.

BLK	RED	YEL	GRN	BLU	GRY	WHT
10	12	14	15	16	18	19

*Nuts and Metal Inserts are Nickel Plated

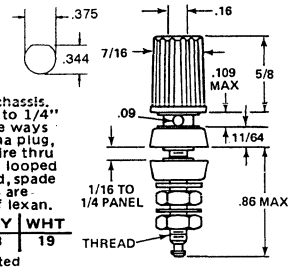

01-1103-4-0310* BLACK
01-1103-4-0312* RED
01-1103-8-0310** BLACK
01-1103-8-0312** RED

MINIATURE FLUTED HEAD LIMITED OPENING

RATED FOR 15 AMPERES CURRENT CAPACITY

*ACCEPTS .040 JACK IN HEAD
**ACCEPTS .080 JACK IN HEAD

Post is completely insulated from chassis. Accommodates panels from 1/16" to 1/4" thick. Design of post allows for five ways to connect as with 01-1103-1-03XX, however head accepts .040 ±.001 or .080 ±.001 pin instead of banana plug.

COMPONENT	MATERIAL	(03) FINISH
Insulation	Lexan	—
Nuts & Inserts	Brass	Gold
Post	Brass	Gold
Jack Body	Brass	Gold
Spring Insert	Beryllium Copper	Gold

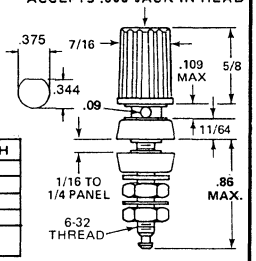

01-1044-1-02XX

FLUTED HEAD INSULATED LIMITED OPENING

RATED FOR 15 AMPS CURRENT CAPACITY

Post is completely insulated from chassis. Single piece threaded lexan body mounts in 5/16" round or double "D" hole. Eliminates handling of additional bottom washer. Design of post allows for five ways to connect as with 01-1103-1-02XX.

COMPONENT	MATERIAL	(02) FINISH
Insulation	Lexan	—
Nuts & Inserts	Brass	Nickel
Post	Brass	Bright Tin

BLK	BRN	RED	ORN	YEL	GRN	BLU	PUR	GRY	WHT
10	11	12	13	14	15	16	17	18	19

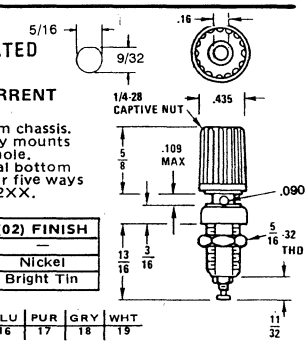

01-1008-1-0210 BRIGHT TIN*
01-1008-1-0310 GOLD

FLUTED METAL HEAD

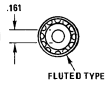

RATED FOR 15 AMPERES CURRENT CAPACITY

Post is grounded to chassis via plated flat metal washer. Accommodates panels 1/16" to 1/4" thick. Design allows for five ways to connect. Similar to 01-1009-1 except that the 01-1008-1 is grounded. Metal parts are made of brass and insulation of lexan.

*Nuts and Metal Inserts are Nickel Plated.

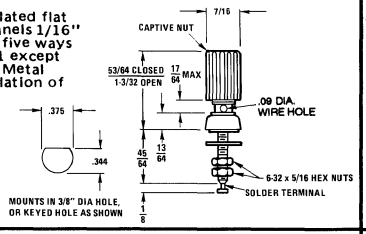

01-1009-1-0210 BRIGHT TIN*
01-1009-1-0310 GOLD

FLUTED METAL HEAD

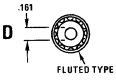

RATED FOR 15 AMPERE CURRENT CAPACITY

Post is completely insulated from chassis. Accommodates panels from 1/16" to 1/4" thick. Design allows for five ways to connect. Similar to 01-1103-1-03XX, except that the head is fluted brass. Metal parts are made of brass and insulation of lexan.

*Nuts and Metal Inserts are Nickel Plated.

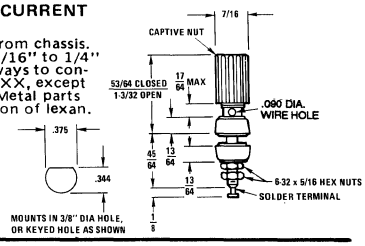

01-1001-9-XX
COLOR

LEXAN WASHERS

COLOR CODED DASH Nos.

-10	Black
-12	Red
-14	Yellow
-15	Green
-16	Blue
-19	White

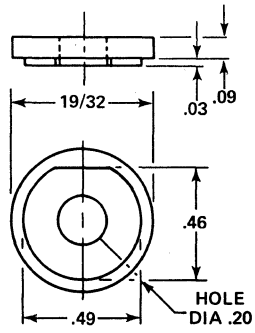

01-1010-1-0210 BLACK
01-1010-1-0212 RED

BINDING POST PER MIL-P-55149/8

Designed for applications where panel mounting must be water tight. Depressing spring loaded cap opens slot for wire. Cap mounts in 5/16" hole in panels from 1/16" to 1/8" thick.

CONCORD PART NO.	MIL. TYPE	COLOR
01-1010-1-0210	PB08NA01	BLACK
01-1010-1-0212	PB08NA02	RED

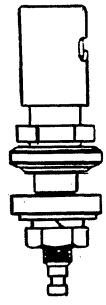

SPECIFY — CONCORD® "THE COMPONENT PEOPLE"

30 GREAT JONES STREET
NEW YORK, N.Y. 10012-1115
(212) 777-6571 • FAX (212) 995-0161

DUAL BINDING POSTS

01-1532-1-02XX BRIGHT TIN*
01-1532-1-0300 GOLD PLATE
} 10-32 THREADS

01-1504-1-02XX BRIGHT TIN*
01-1504-1-0300 GOLD PLATE
} 8-32 THREADS

DUAL BINDING POST HEX HEAD

*NUTS AND INSERTS ARE NICKEL PLATED

FINISH COLOR



30 AMPERE CAPACITY
1000 WVDC MAX.

Post is completely insulated from chassis. Accommodates panels from 1/16" to 1/4" thick. Design of post allows for five ways to connect: accepts standard banana plug, clip on main shaft, up to No. 14 wire thru cross hole clamped with head, wire looped around shaft and clamped with head, spade lug clamped with head. Insulation is molded lexan. Metal parts are brass (electroplated).

1 RED HEAD + 1 BLK HEAD	RED	BLACK
00	12	10

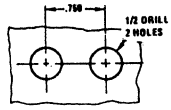

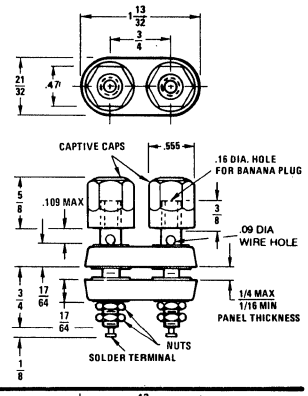

01-1533-1-02XX BRIGHT TIN* 10-32 THREADS
01-1508-1-02XX BRIGHT TIN* 8-32 THREADS

DUAL BINDING POST FLUTED HEAD LIMITED OPENING

30 AMPERE CAPACITY
1000 WVDC MAX.



Post is completely insulated from chassis. Accommodates panels from 1/16" to 1/4" thick. Design of post allows for five ways to connect: accepts standard banana plug, clip on main shaft, up to No. 14 wire thru cross hole clamped with head, wire looped around shaft and clamped with head, spade lug clamped with head. Insulation is molded lexan. Metal parts are brass (electroplated). Fluted caps.

*NUTS AND INSERTS ARE NICKEL PLATED

MOUNTING DIMENSIONS

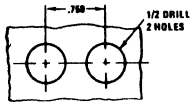

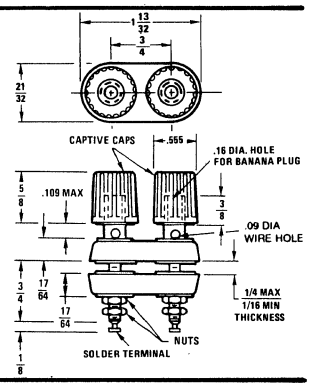

01-1557-1-02XX BRIGHT TIN*
01-1557-1-0300 GOLD PLATE
} 6-32 THREADS

01-1558-1-02XX BRIGHT TIN* 8-32 THREADS

DUAL BINDING POST MINIATURE FLUTED HEAD LIMITED OPENING

15 AMPERE CAPACITY
1000 WVDC MAX.

FINISH COLOR



Post is completely insulated from chassis. Accommodates panels from 1/16" to 1/4" thick. Design of post allows for five ways to connect: accepts standard banana plug, clip on main shaft, up to No. 14 wire thru cross hole clamped with head, wire looped around shaft and clamped with head, spade lug clamped with head. Insulation is molded lexan. Metal parts are brass (electroplated).

*NUTS AND INSERTS ARE NICKEL PLATED

MOUNTING DIMENSIONS

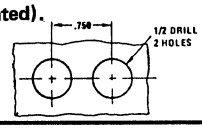

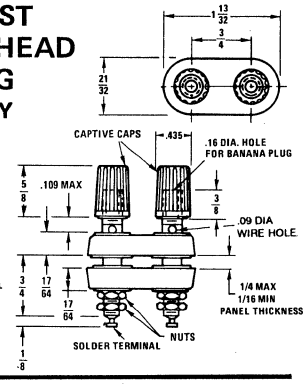

01-1590-1-0210 BRIGHT TIN* 10-32 THREADS

FLUTED METAL HEAD

30 AMPERE CAPACITY
1000 WVDC MAX.



Post is completely insulated from chassis. Accommodates panels from 1/16" to 1/4" thick. Design of post allows for five ways to connect: accepts standard banana plug, clip on main shaft, up to No. 14 wire thru cross hole clamped with head, wire looped around shaft and clamped with head, spade lug clamped with head. Insulation is molded lexan. Metal parts are brass (electroplated).

*CAPS, NUTS AND INSERTS ARE NICKEL PLATED

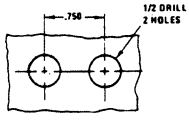

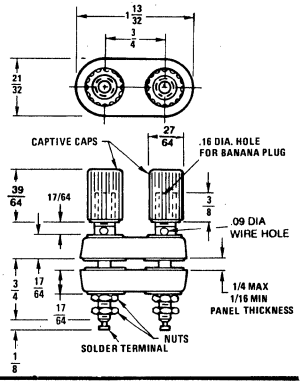

01-1111

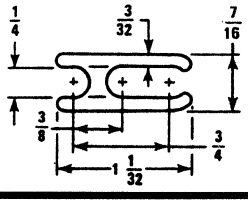

SHORTING LINK FOR DUAL BINDING POST

Spring Brass, nickel-plated, 1/32" thick. Designed for 3/4" centers. This shorting link is compatible with all of the above dual binding posts.

SPECIFY – CONCORD® "THE COMPONENT PEOPLE"

30 GREAT JONES STREET
NEW YORK, N.Y. 10012-1115
(212) 777-6571 • 1-800-847-4162
FAX (212) 995-0161

GROUNDING BINDING POSTS

01-1060-1-02XX MOLDED HEAD-GROUNDING TYPE

FINISH COLOR

RATED FOR 15 AMP CONTINUOUS DUTY

Molded head contains threaded brass insert. Knurled nut is nickel plated brass. Screw and lockwasher are supplied.

RED	BLK
12	10

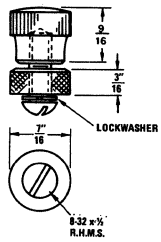

01-1061-1-02XX MOLDED HEAD-GROUNDING TYPE

FINISH COLOR

RATED FOR 15 AMPS CONTINUOUS DUTY

Molded head contains threaded brass insert. Knurled nut is nickel plated brass. Screw and lockwasher are supplied.

RED	BLK
12	10

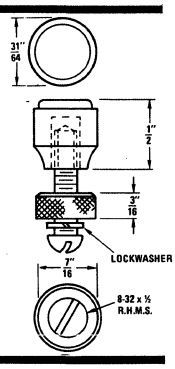

01-1050-1-02 ALL METAL GROUNDING

FINISH

RATED FOR 15 AMPS CONTINUOUS DUTY

Binding post is designed to connect three ways. Nickel plated brass head accepts standard banana plug. Nickel plated brass body accepts standard .080 phone tip. Wire or flat lug can be clamped between head and body.

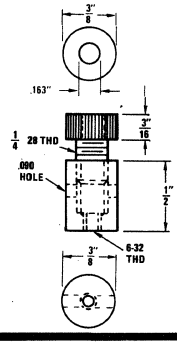

01-1051-1-02 ALL METAL GROUNDING

FINISH

RATED FOR 15 AMPS CONTINUOUS DUTY

Head and knurled nut are nickel plated brass. Screw and lockwasher are supplied.

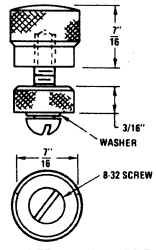

01-2900-1-02XX SPADE LUG ADAPTER INSULATED

FINISH COLOR

Handle is molded plastic. Lug is nickel plated brass. Fits all standard binding posts. Lug can be removed from handle to allow soldering of wire (up to No. 10) in cross hole. Available in colors. (see color chart)

BLK	BRN	RED	ORN	YEL	GRN	BLU	PUR	GRY	WHT
10	11	12	13	14	15	16	17	18	19

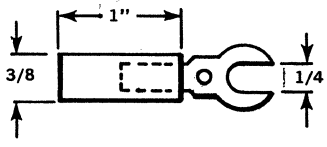

10-75X-X-044 ALL METAL GROUNDING

FINISH

Binding post is swage mounted onto chassis. Body is bright tin plated brass. Binding head machine screw and lockwasher are supplied.

No.	A	B	C	D	H	J	L	N	P	Q	X	TAP	T
10-753-3	.312	.125	.068	.220	.172	.125	.141	.218	.062	.250	.117	6-32	3/32
10-754-4	.344	.141	.078	.250	.203	.156	.172	.250	.078	.312	.148	8-32	1/8
10-756-6	.375	.156	.094	.257	.203	.156	.234	.312	.093	.375	.190	10-32	3/16

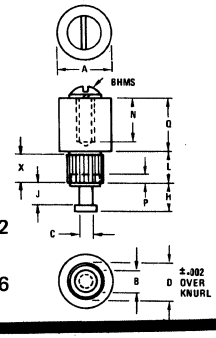

30 GREAT JONES STREET
NEW YORK, N.Y. 10012-1115
(212) 777-6571 • FAX (212) 995-0161

METER TIP PLUG

Molded plastic handle retains plug. Rated 12 AMPS A.C. Nut and screw supplied for assembly. Fits standard Phone Tip Jacks.

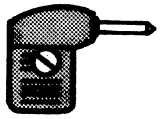

01-2125-1-0210 (BLACK)
01-2125-1-0212 (RED)

METER BANANA PLUG

Molded plastic handle retains plug. Nickel plated beryllium copper spring insures positive contact. Rated 10 AMPS A.C. Nut and screw supplied for assembly. Fits standard Banana Jacks.



01-2126-1-0210 (BLACK)
01-2126-1-0212 (RED)

01-2002-1-02XX BANANA PLUG INSULATED

FINISH COLOR

RATED FOR 15 AMPERES CONTINUOUS DUTY



Standard size spring for standard size banana jacks. Brass stud locks wire in place or wire can be directly soldered into rear of plug body. Available in colors (see color chart).

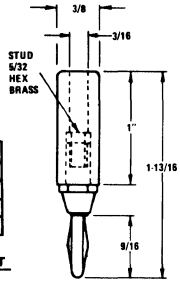

COMPONENT	MATERIAL	(02) FINISH
Plug Body	Brass	Nickel
Spring	Beryllium Copper	Nickel
Handle	Molded Plastic	–
Stud	Brass	Unplated

BLK	BRN	RED	ORN	YEL	GRN	BLU	PUR	GRY	WHT
10	11	12	13	14	15	16	17	18	19

01-2016-1-02XX BANANA PLUG INSULATED

FINISH COLOR

RATED FOR 15 AMPERES CONTINUOUS DUTY



Standard size spring for standard size banana jacks. Wire is inserted thru rear and cross holes and wrapped around plug body for solderless connection. Available in colors (see color chart).

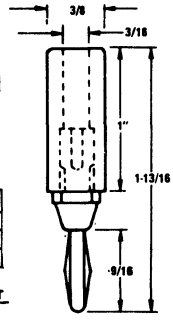

COMPONENT	MATERIAL	(02) FINISH
Plug Body	Brass	Nickel
Spring	Beryllium Copper	Nickel
Handle	Molded Plastic	–

BLK	BRN	RED	ORN	YEL	GRN	BLU	PUR	GRY	WHT
10	11	12	13	14	15	16	17	18	19

01-2006-1-02XX BANANA PLUG INSULATED

FINISH COLOR

RATED FOR 15 AMPERES CONTINUOUS DUTY

Standard size spring for standard size banana jacks. Set screw clamps wire inside plug body without soldering. Available in colors (see color chart).

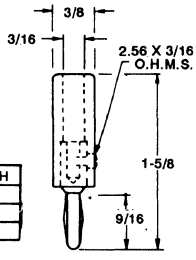

COMPONENT	MATERIAL	(02) FINISH
Plug Body	Brass	Nickel
Spring	Beryllium Copper	Nickel
Handle	Molded Plastic	–

BLK	BRN	RED	ORN	YEL	GRN	BLU	PUR	GRY	WHT
10	11	12	13	14	15	16	17	18	19

01-2050-1-02XX BANANA PLUG INSULATED SHORT HANDLE

FINISH COLOR

RATED FOR 15 AMPERES CONTINUOUS DUTY



Standard size spring for standard size banana jacks. Brass stud locks wire in place or wire can be directly soldered into rear of plug body. Available in colors (see color chart).

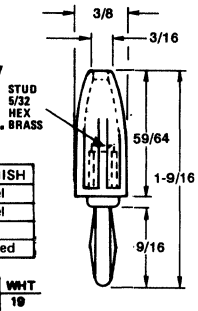

COMPONENT	MATERIAL	(02) FINISH
Plug Body	Brass	Nickel
Spring	Beryllium Copper	Nickel
Handle	Molded Plastic	–
Stud	Brass	Unplated

BLK	BRN	RED	ORN	YEL	GRN	BLU	PUR	GRY	WHT
10	11	12	13	14	15	16	17	18	19

01-2011-1-02XX BANANA PLUG INSULATED

FINISH COLOR

RATED FOR 15 AMPERES CONTINUOUS DUTY

Standard size spring for standard size banana jacks. Brass stud locks wire in place or wire can be directly soldered into rear of plug body. Available in colors (see color chart).

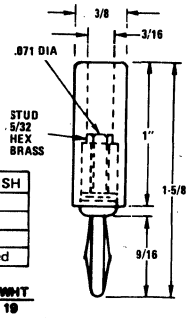

COMPONENT	MATERIAL	(02) FINISH
Plug Body	Brass	Nickel
Spring	Beryllium Copper	Nickel
Handle	Molded Plastic	–
Stud	Brass	Unplated

BLK	BRN	RED	ORN	YEL	GRN	BLU	PUR	GRY	WHT
10	11	12	13	14	15	16	17	18	19

01-2071-1-02XX BANANA PLUG INSULATED SHORT HANDLE

FINISH COLOR

RATED FOR 15 AMPERES CONTINUOUS DUTY

Standard size spring for standard size banana jacks. Wire is inserted thru rear and cross holes and wrapped around plug body for solderless connection. Available in colors (see color chart).

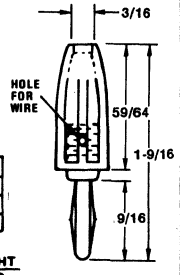

COMPONENT	MATERIAL	(02) FINISH
Plug Body	Brass	Nickel
Spring	Beryllium Copper	Nickel
Handle	Molded Plastic	–

BLK	BRN	RED	ORN	YEL	GRN	BLU	PUR	GRY	WHT
10	11	12	13	14	15	16	17	18	19

FOR ADDITIONAL SIZES AND MATERIALS, CONTACT FACTORY.

CONCORD
THE COMPONENT PEOPLE

30 GREAT JONES STREET
NEW YORK, N.Y. 10012-1115
(212) 777-6571 • 1-800-847-4162
FAX (212) 995-0161

BANANA PLUGS

01-2066-1-02XX

FINISH COLOR

BANANA PLUG INSULATED SHORT HANDLE

RATED FOR 15 AMPERES CONTINUOUS DUTY

Short size spring for standard size banana jacks. Wire can be soldered directly into rear of plug body. Available in colors (see color chart).

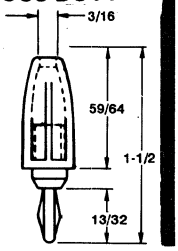

COMPONENT	MATERIAL	(02) FINISH
Plug Body	Brass	Nickel
Spring	Beryllium Copper	Nickel
Handle	Molded Plastic	–

BLK	BRN	RED	ORN	YEL	GRN	BLU	PUR	GRY	WHT
10	11	12	13	14	15	16	17	18	19

WE CROSS REFERENCE OVER 100 MANUFACTURERS

BANANA PLUG/JACK ADAPTORS

25-2022-1-02XX

FINISH COLOR

AVAILABLE IN 10 COLORS



RATED FOR 15 AMPERES

Wire, inserted thru side hole, is firmly held in place by set screw. Standard banana plug-jack may be stacked in line.

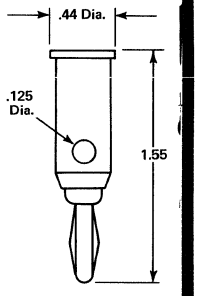

COMPONENT	MATERIAL	(02) FINISH
Plug Body	Brass	Nickel
Spring	Beryllium Copper	Nickel
Handle	ABS	–

BLK	BRN	RED	ORN	YEL	GRN	BLU	PUR	GRY	WHT
10	11	12	13	14	15	16	17	18	19

25-2023-1-0210 BLACK
25-2023-1-0212 RED

FINISH



RATED FOR 5 AMPERES

Jack end accepts miniature banana plug, plug end mates with standard banana jack.

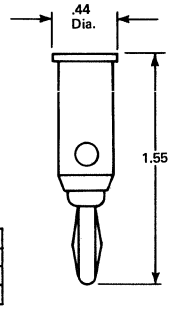

COMPONENT	MATERIAL	(02) FINISH
Plug Body	Brass	Nickel
Plug Spring	Beryllium Copper	Nickel
Handle	ABS	–

25-2022-1-0310 BLACK
25-2022-1-0312 RED

FINISH



RATED FOR 15 AMPERES

Wire, inserted thru side hole, is firmly held in place by set screw. Standard banana plug-jack may be stacked in line.

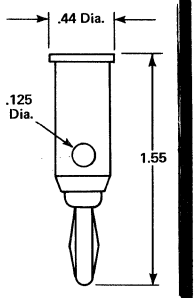

COMPONENT	MATERIAL	(03) FINISH
Plug Body	Brass	Gold
Plug Spring	Beryllium Copper	Gold
Handle	ABS	–

25-2025-1-0210 BLACK
25-2025-1-0212 RED

FINISH



RATED FOR 5 AMPERES

Jack end accepts .080" diameter pin, plug end mates with standard banana jack.

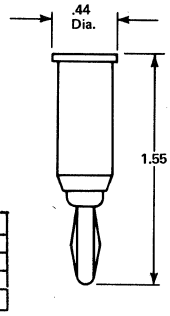

COMPONENT	MATERIAL	(02) FINISH
Plug Body	Brass	Nickel
Plug Spring	Beryllium Copper	Nickel
Handle	ABS	–
Jack Spring	Beryllium Copper	Gold

25-2024-1-0210 BLACK
25-2024-1-0212 RED

FINISH

RATED FOR 5 AMPERES

Jack end accepts standard banana plug, plug end mates with miniature banana jack.

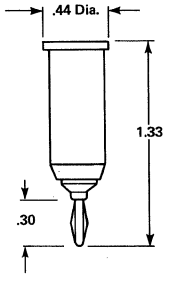

COMPONENT	MATERIAL	(02) FINISH
Plug Body	Brass	Nickel
Plug Spring	Beryllium Copper	Nickel
Handle	ABS	–

25-2128-1-0210 BLACK
25-2128-1-0212 RED

FINISH



RATED FOR 5 AMPERES

Jack end accepts standard banana plug, plug end mates with .080 pin jack.

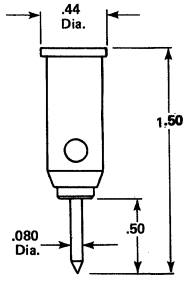

COMPONENT	MATERIAL	(02) FINISH
Plug Body	Brass	Nickel
Handle	ABS	–

SPECIFY – CONCORD® "THE COMPONENT PEOPLE"

30 GREAT JONES STREET
NEW YORK, N.Y. 10012-1115
(212) 777-6571 • FAX (212) 995-0161

BANANA PLUGS

01-2310- thru 01-2315-1-02 FINISH

BANANA PLUG
RATED FOR 15 AMPERES CONTINUOUS DUTY

Standard size spring for standard size banana jacks. Supplied with nut and tinned lug.

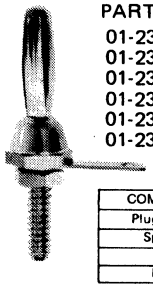

PART NO.	L	O.A.
01-2310-1	6-32x3/8"	1-3/16
01-2311-1	6-32x1/2"	1-5/16
01-2312-1	6-32x3/4"	1-9/16
01-2313-1	8-32x3/8"	1-3/16
01-2314-1	8-32x1/2"	1-5/16
01-2315-1	8-32x3/4"	1-9/16

COMPONENT	MATERIAL	(02) FINISH
Plug Body	Brass	Nickel
Spring	Beryllium Copper	Nickel
Lug	Brass	Tinned
Nut	Brass	Nickel

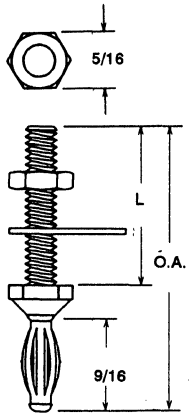

01-2316- thru 01-2319-1-02 FINISH

Standard size spring for standard size banana jacks. Supplied with nut and tinned lug.

BANANA PLUG

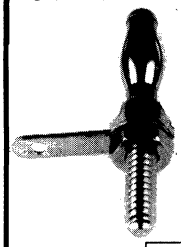

PART NO.	THD SIZE	L	O.A.
01-2316-1	6-32	.500	1.220
01-2317-1	8-32	.500	1.220
01-2318-1	6-32	.630	1.350
01-2319-1	8-32	.630	1.350

COMPONENT	MATERIAL	(02) FINISH
Plug Body	Brass	Nickel
Spring	Beryllium Copper	Nickel
Lug	Brass	Tinned
Nut	Brass	Nickel

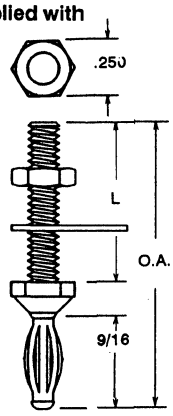

01-2360- thru 01-2365-1-02 FINISH

BANANA PLUG

Standard size spring for standard size banana jacks. Supplied with nut and tinned lug.

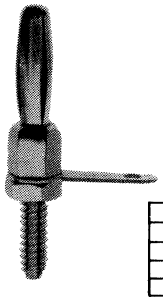

PART NO.	L	O.A.
01-2360-1	6-32x3/8"	1-5/32
01-2361-1	6-32x1/2"	1-9/32
01-2362-1	6-32x3/4"	1-17/32
01-2363-1	8-32x3/8"	1-5/32
01-2364-1	8-32x1/2"	1-9/32
01-2365-1	8-32x3/4"	1-17/32

COMPONENT	MATERIAL	(02) FINISH
Plug Body	Brass	Nickel
Spring	Beryllium Copper	Nickel
Lug	Brass	Tinned
Nut	Brass	Nickel

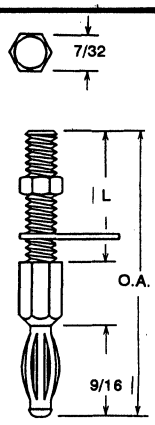

25-2333-1-03 25-2334-1-03 FINISH

BANANA PLUG

RATED FOR 5 AMPS CONTINUOUS DUTY

Miniature size spring for miniature size banana jacks. Supplied with nut.

COMPONENT	MATERIAL	(03) FINISH
Plug Body	Brass	Gold
Spring	Beryllium Copper	Gold
Nut	Brass	Nickel

PART NO.	L
25-2333-1	.230
25-2334-1	.480

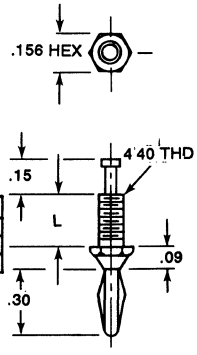

01-2341-1-02 FINISH

BANANA PLUG

RATED FOR 15 AMPERES CONTINUOUS DUTY

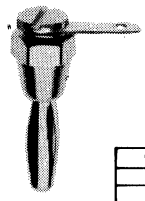

Standard size spring for standard size banana jacks. Supplied with tinned lug and screw for panel mounting.

COMPONENT	MATERIAL	(02) FINISH
Plug Body	Brass	Nickel
Spring	Beryllium Copper	Nickel
Lug	Brass	Tinned

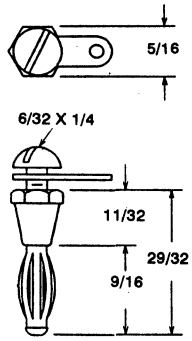

01-2347-1-02 FINISH

BANANA PLUG

RATED FOR 15 AMPERES CONTINUOUS DUTY



Standard size spring for standard size banana jacks. Supplied with brass stud and nut.

COMPONENT	MATERIAL	(02) FINISH
Plug Body	Brass	Nickel
Spring	Beryllium Copper	Nickel
Stud	Brass	Unplated
Nut	Brass	Nickel

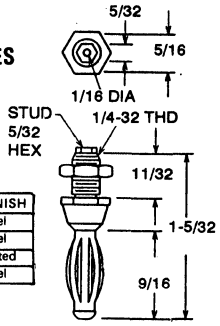

01-2370- thru 01-2373-1-02 FINISH

BANANA PLUG

RATED FOR 15 AMPERES CONTINUOUS DUTY

Short size spring for standard size banana jacks. Supplied with tinned lug and nut.

COMPONENT	MATERIAL	(02) FINISH
Plug Body	Brass	Nickel
Spring	Beryllium Copper	Nickel
Lug	Brass	Tinned
Nut	Brass	Nickel

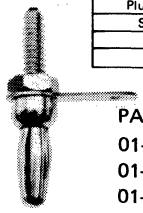

PART NO.	L	O.A.
01-2370-1	4-40x3/8"	15/16
01-2371-1	4-40x1/2"	1-1/16
01-2372-1	6-32x3/8"	15/16
01-2373-1	6-32x1/2"	1-1/16

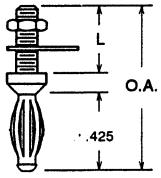

01-2255-X-01 FINISH

BANANA PLUG

RATED FOR 15 AMPERES CONTINUOUS DUTY

Short size spring for standard size banana jacks. Plug body is heat treated to facilitate swaging.

COMPONENT	MATERIAL	(01) FINISH
Plug Body	Brass	Silver
Spring	Beryllium Copper	Silver

PART NO.	L	PANEL
01-2255-3	1/8	3/32
01-2255-5	3/16	5/32
01-2255-6	7/32	3/16

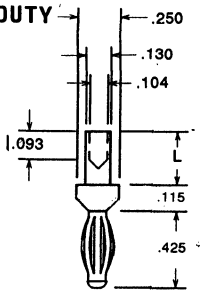

01-2332-1-01 FINISH

BANANA PLUG

RATED FOR 5 AMPERES CONTINUOUS DUTY

Miniature size spring for miniature size banana jacks.

COMPONENT	MATERIAL	(01) FINISH
Plug Body	Brass	Silver
Spring	Beryllium Copper	Silver

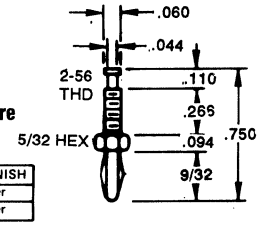

FOR ADDITIONAL SIZES AND MATERIALS, CONTACT FACTORY

SPECIFY – CONCORD® "THE COMPONENT PEOPLE"

30 GREAT JONES STREET
NEW YORK, N.Y. 10012-1115
(212) 777-6571 • 1-800-847-4162
FAX (212) 995-0161

BANANA PLUGS - JACKS

25-2531-1-02 / 25-2532-1-02 — BANANA PLUG

FINISH

15 AMPS CAPACITY

Standard size spring for standard size banana jacks. Supplied with tinned lug and screw for panel mounting.

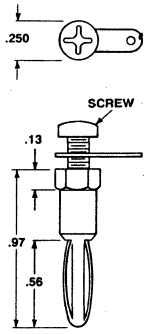

25-2531-1	6-32 x .250 SCREW
25-2532-1	8-32 x .250 SCREW

COMPONENT	MATERIAL	(02) FINISH
Plug Body	Brass	Nickel
Spring	Beryllium Copper	Nickel
Lug	Brass	Tinned

25-2259-X-03 — BANANA PLUG

FINISH

5 AMPS CONTINUOUS DUTY

Miniature size spring for miniature size banana jacks. Spring, one piece heat treated beryllium copper. Fits miniature (.104) dia. banana jack.

PART NO.	L	PANEL
25-2259-2	.094	1/16
25-2259-3	.125	3/32
25-2259-4	.156	1/8

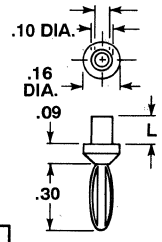

COMPONENT	MATERIAL	(03) FINISH
Plug Body	Brass	Gold
Spring	Beryllium Copper	Gold

01-2260-X-02 — BANANA PLUG

FINISH

RATED FOR 15 AMPERES CONTINUOUS DUTY

Short size spring for standard size banana jacks. Plug body is heat treated to facilitate swaging.

PART NO.	L	PANEL
01-2260-2	.105	1/16
01-2260-3	.135	3/32
01-2260-4	.156	1/8

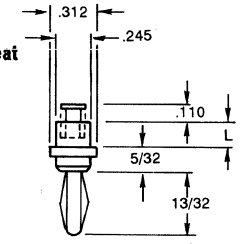

COMPONENT	MATERIAL	(02) FINISH
Plug Body	Brass	Nickel
Spring	Beryllium Copper	Nickel

NOTE:
MATES WITH .104
BANANA JACK

25-2262-X-02 — BANANA PLUG

FINISH

15 AMPS CONTINUOUS DUTY

Short size spring for standard size banana jacks. Spring, one piece heat treated beryllium coper. Fits standard banana jack.

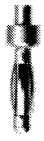

PART NO.	L	PANEL
25-2262-2	.094	1/16
25-2262-3	.125	3/32
25-2262-4	.156	1/8

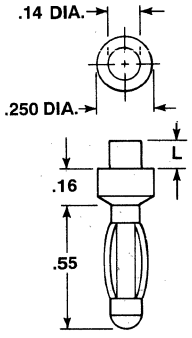

COMPONENT	MATERIAL	(02) FINISH
Plug Body	Brass	Nickel
Spring	Beryllium Copper	Nickel

01-2251-X-044 — BANANA PLUG

FINISH

RATED FOR 5 AMPERES CONTINUOUS DUTY

Miniature size spring for miniature size banana jacks. Plug body is heat treated to facilitate swaging.

PART NO.	L	PANEL
01-2251-2	.105	1/16
01-2251-3	.135	3/32
01-2251-4	.156	1/8

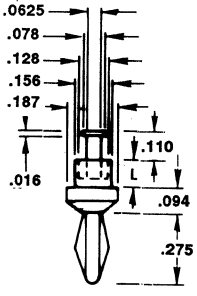

COMPONENT	MATERIAL	(044) FINISH
Plug Body	Brass	Bright-Tin
Spring	Beryllium Copper	Bright-Tin

01-2258-X-01 — BANANA PLUG

FINISH

RATED FOR 5 AMPERES CONTINUOUS DUTY

Miniature size spring for miniature size banana jacks. Plug body is heat treated to facilitate swaging.

PART NO.	L	PANEL
01-2258-2	.094	1/16
01-2258-3	.125	3/32
01-2258-4	.156	1/8

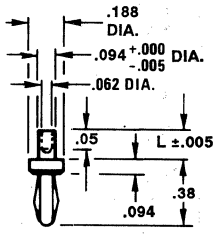

COMPONENT	MATERIAL	(01) FINISH
Plug Body	Brass	Silver
Spring	Beryllium Copper	Silver

09-9141-1-044XX — BANANA PANEL JACK INSULATED

FINISH COLOR

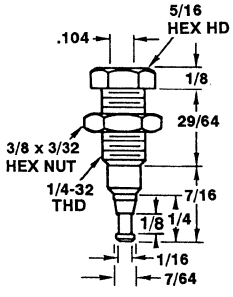

RATED FOR 10 AMPERE CURRENT

Part is completely insulated from chassis. Accommodates panels from 1/16" to 1/4" thick. Design of part accepts mini-banana plug. One piece turret contact allows sealed panel entry hole.

09-9140-1-044XX — BANANA PANEL JACK INSULATED

FINISH COLOR

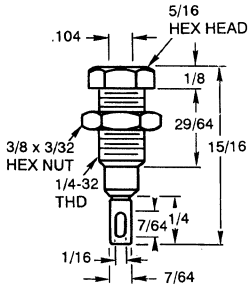

RATED FOR 10 AMPERE CURRENT

Part is completely insulated from chassis. Accommodates panels from 1/16" to 1/4" thick. Design of part accepts mini-banana plug. One piece turret contact allows sealed panel entry hole.

MANUFACTURED BY CONCORD® "THE COMPONENT PEOPLE"

FOR ADDITIONAL SIZES AND MATERIALS, CONTACT FACTORY

COLOR CODE FOR ORDERING

BLK	BRN	RED	ORN	YEL	GRN	BLU	PUR	GRY	WHT
10	11	12	13	14	15	16	17	18	19

30 GREAT JONES STREET
NEW YORK, N.Y. 10012-1115
(212) 777-6571 • 1-800-847-4162
FAX (212) 995-0161

BANANA JACKS

09-9124-1-0210 (BLK) 09-9124-1-0212 (RED) PHONE TIP JACK INSULATED

ACCEPTS .080 DIA. PROBE

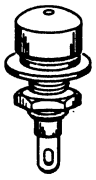

PHONE TIP JACK INSULATED TYPE
Nickel-plated 7/16" dia, head brass body. Jack has molded Nylon head in choice of colors. Spring of phosphor bronze assures good contact. Mounts in 5/16" hole in panels up to 3/8" thickness. Supplied with hex nut and fiber washer. Available in red & black.

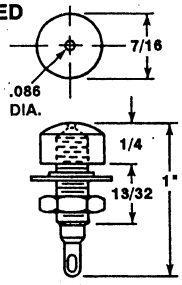

09-9127-1-0210 (BLK) 09-9127-1-0212 (RED) BANANA JACK INSULATED



BANANA JACK INSULATED TYPE
Molded Nylon head. Nickel-plated brass body. Mounts in any panel up to 3/8" thick, in 5/16" hole. Supplied with hex nut, insulated washer and tinned brass lug. Available in red & black.

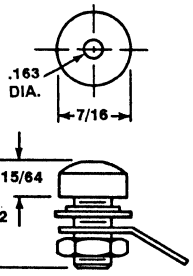

ACCEPTS STANDARD BANANA PLUG

09-9128-1-0210 (BLK) 09-9128-1-0212 (RED) BANANA JACK INSULATED

ACCEPTS STANDARD BANANA PLUG

BANANA JACK INSULATED TYPE
Nickel-plated brass body Mounts in any panel up to 3/8" thick in 5/16" hole. Supplied with hex nut, insulated washer, lock washer and tinned brass lug Molded head. Available in red & black.

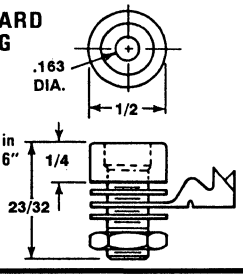

09-9129-1-0210 (BLK) 09-9129-1-0212 (RED) BANANA JACK INSULATED



BANANA JACK INSULATED TYPE
With wrap-around terminal. Brass, nickel plated. Molded Nylon head. Supplied with hex nut, insulated washer, and tinned brass lug. Available in red & black.

ACCEPTS STANDARD BANANA PLUG

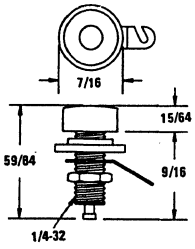

25-9231-1-03XX 25-9231-1-044XX BANANA PANEL JACK INSULATED

FINISH COLOR

15 AMPS CAPACITY
2500 WVDC MAX.
115° C. MAX.

Closed entry jack (.166) dia. x (.920) deep. Mounts in panels from (.063) to (.375) thick. Nickel plated lockwasher and 1/4-32 hex nut. Available in colors (see color chart).

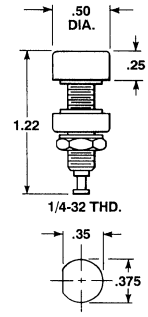

COMPONENT	MATERIAL	(044) FINISH	(03) FINISH
Contact	Brass	Bright-Tin	Gold
Insulation	Polycarbonate	—	—
Nut	Brass	Nickel	Nickel

BLK	BRN	RED	ORN	YEL	GRN	BLU	PUR	GRY	WHT
10	11	12	13	14	15	16	17	18	19

25-9236-1-03XX DOUBLE BANANA JACK WITH WRAPPED WIRE TERMINAL

FINISH COLOR

15 AMPS CAPACITY
2500 WVDC MAX.
115° C. MAX.

Closed entry receptacle (.166) dia. x (.920) deep on (.750) centers. Mounts in panels from (.063 to (.375) thick. Nickel plated lockwasher and 1/4-32 hex nut. One black and one red jack. Choice of black or red mounting base.

AVAILABLE IN BLACK OR RED

COMPONENT	MATERIAL	(03) FINISH
Sq. WrappedTerm.	Brass	Gold
Insulation	Polycarbonate	—
Jack Body	Brass	Nickel

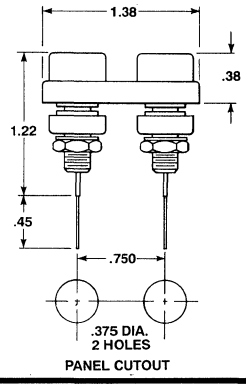

25-9234-1-044XX POLARIZED DOUBLE JACK

FINISH COLOR

5 AMPS CAPACITY
2500 WVDC MAX.
115° C. MAX.

One side is a black pin jack for .080 dia. pin and the other is a red banana jack .166 I.D. Mounts in panels (.063) to (.375) thick. Nickel plated 1/4-32 hex nut and lockwasher included

COMPONENT	MATERIAL	(044) FINISH
Contact	Brass	Bright-Tin
Insulation	Polycarbonate	—
Nut	Brass	Nickel

AVAILABLE IN BLACK OR RED

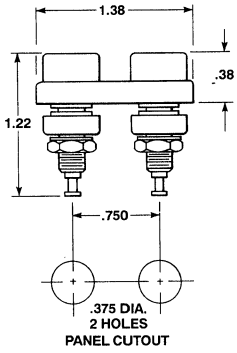

25-9235-1-03XX BANANA JACK WITH WRAPPED WIRE TERMINAL

FINISH COLOR

3 AMPS CAPACITY
2500 WVDC MAX.
115° C. MAX.

Closed entry receptacle (.166) dia. x (.920) deep. Mounts in panels from (.063) to (.375) thick. Nickel plated lockwasher and 1/4-32 hex nut.

COMPONENT	MATERIAL	FINISH
Jack Body	Brass	Nickel
Sq Wrapped Pin	Phosphor Bronze	Gold
Insulation	Polycarbonate	--
Nut	Brass	Nickel

BLK	BRN	RED	ORN	YEL	GRN	BLU	PUR	GRY	WHT
10	11	12	13	14	15	16	17	18	19

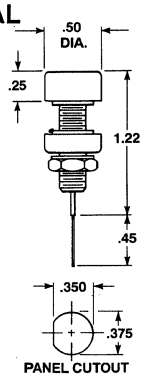

25-9233-1-044XX DOUBLE BANANA JACK

FINISH COLOR

15 AMPS CAPACITY
2500 WVDC MAX.
115° C. MAX.

Closed entry receptacle (.166) dia. x (.920) deep on (.750) centers. Mounts in panels from (.063) to (.375) thick. Nickel plated lockwasher and 1/4-32 hex nut. Model has one black and one red jack.

COMPONENT	MATERIAL	(044) FINISH
Contact	Brass	Bright-Tin
Insulation	Polycarbonate	—
Nut	Brass	Nickel

AVAILABLE IN BLACK OR RED

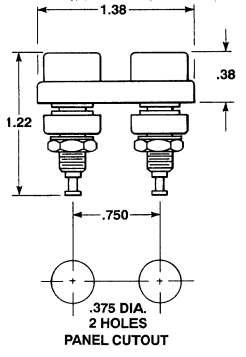

FOR ADDITIONAL SIZES AND MATERIALS, CONTACT FACTORY

SPECIFY – CONCORD® "THE COMPONENT PEOPLE"

30 GREAT JONES STREET
NEW YORK, N.Y. 10012-1115
(212) 777-6571 • 1-800-847-4162
FAX (212) 995-0161

CONCORD — BANANA JACKS

09-9125-1-044XX BANANA PANEL JACK INSULATED

FINISH COLOR

RATED FOR 15 AMPERES CONTINUOUS DUTY

Accepts standard banana plugs. Mounts in 5/16" round hole in panel up to 5/16" thick. Available in colors (see color chart).

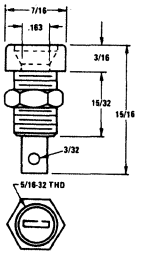

COMPONENT	MATERIAL	(044) FINISH
Contact	Brass	Bright-Tin
Insulation	Lexan	—
Nut	Brass	Nickel

BLK	BRN	RED	ORN	YEL	GRN	BLU	PUR	GRY	WHT
10	11	12	13	14	15	16	17	18	19

09-9126-1-044XX BANANA PANEL JACK INSULATED

FINISH COLOR

RATED FOR 15 AMPERES CONTINUOUS DUTY

Accepts standard banana plugs. Mounts in 5/16" round or double "D" hole in panel up to 5/16" thick. Available in colors (see color chart).

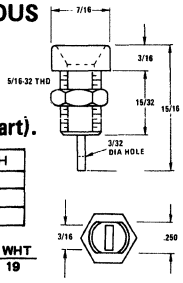

COMPONENT	MATERIAL	(044) FINISH
Contact	Brass	Bright-Tin
Insulation	Lexan	—
Nut	Brass	Nickel

BLK	BRN	RED	ORN	YEL	GRN	BLU	PUR	GRY	WHT
10	11	12	13	14	15	16	17	18	19

09-9135-1-044XX BANANA PANEL JACK INSULATED

FINISH COLOR

RATED FOR 15 AMPERES CONTINUOUS DUTY

Accepts standard banana plugs. Mounts in 5/16" round hole in panel up to 5/16" thick. Available in colors (see color chart).

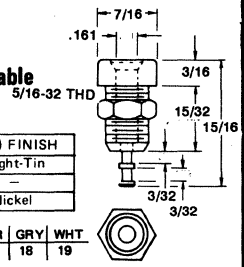

COMPONENT	MATERIAL	(044) FINISH
Contact	Brass	Bright-Tin
Insulation	Lexan	—
Nut	Brass	Nickel

BLK	BRN	RED	ORN	YEL	GRN	BLU	PUR	GRY	WHT
10	11	12	13	14	15	16	17	18	19

09-9136-1-044XX BANANA PANEL JACK INSULATED

FINISH COLOR

RATED FOR 15 AMPERES CONTINUOUS DUTY

Accepts standard banana plugs. Mounts in 5/16" round or double "D" hole in panel up to 5/16" thick. Available in colors (see color chart)

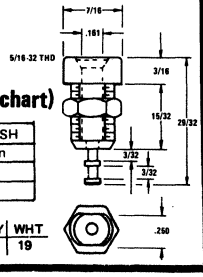

COMPONENT	MATERIAL	(044) FINISH
Contact	Brass	Bright-Tin
Insulation	Lexan	—
Nut	Brass	Nickel

BLK	BRN	RED	ORN	YEL	GRN	BLU	PUR	GRY	WHT
10	11	12	13	14	15	16	17	18	19

01-2520-X-044 BANANA JACK SWAGE MOUNT

RATED FOR 15 AMPERES CONTINUOUS DUTY

Accepts standard banana plugs. Body is bright tin plated brass and is heat treated to facilitate swaging.

PART NO.	L	PANEL
01-2520-2	.105	1/16
01-2520-3	.135	3/32
01-2520-4	.165	1/8

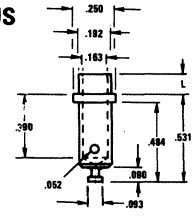

01-2510-1-044 BANANA JACK MINIATURE

RATED FOR 15 AMPERES CONTINUOUS DUTY



Accepts miniature banana plug. Body is bright tin plated brass and is heat treated to facilitate swaging

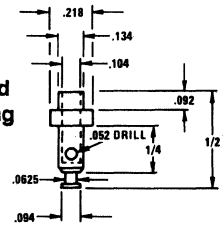

01-2515-X-044 BANANA JACK

RATED FOR 15 AMPERES CONTINUOUS DUTY

Accepts miniature banana plug. Body is bright tin plated brass and is heat treated to facilitate swaging

PART NO.	L	PANEL
01-2515-2	.105	1/16"
01-2515-3	.135	3/32"
01-2515-4	.165	1/8"

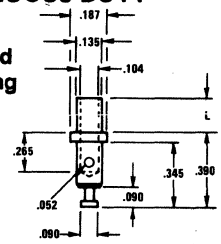

01-2540-1-02 BANANA JACK

RATED FOR 15 AMPERES CONTINUOUS DUTY

Accepts standard banana plugs. Fits in 1/4" mounting hole. Accommodates panel up to 5/16" thick.

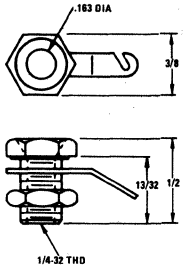

COMPONENT	MATERIAL	(02) FINISH
Body	Brass	Nickel
Lug	Brass	Electro-Tin
Nut	Brass	Nickel

01-2542-1-02 BANANA JACK

RATED FOR 15 AMPERES CONTINUOUS DUTY

Accepts standard banana plugs. Fits in 1/4" mounting hole. Accommodates panel up to 3/8" thick.

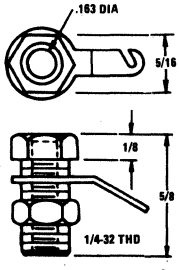

COMPONENT	MATERIAL	(02) FINISH
Body	Brass	Nickel
Lug	Brass	Electro-Tin
Nut	Brass	Nickel

01-2405-1-02 BANANA JACK MINIATURE



RATED FOR 15 AMPERES CONTINUOUS DUTY

Accepts miniature banana plugs. Fits in .196 mounting hole. Accommodates panel up to 1/8" thick.

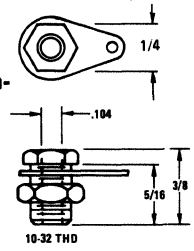

COMPONENT	MATERIAL	(02) FINISH
Body	Brass	Nickel
Lug	Brass	Electro-Tin
Nut	Brass	Nickel

FOR ADDITIONAL SIZES AND MATERIALS, CONTACT FACTORY.

CONCORD ELECTRONICS CORPORATION

30 GREAT JONES STREET
NEW YORK, N.Y. 10012-1115
(212) 777-6571 • 1-800-847-4162
FAX (212) 995-0161

CONCORD – INSULATED PHONE TIP PLUGS

01-2100-1-02XX PHONE TIP PLUG INSULATED

FINISH COLOR

RATED FOR 12 AMPERES
CONTINUOUS DUTY
SOLDERLESS TYPE

For standard phone tip jacks. Wire is inserted thru rear and cross holes in plug body and then wrapped around threaded portion. Threaded collar tightens down wire. Available in colors (see color chart).

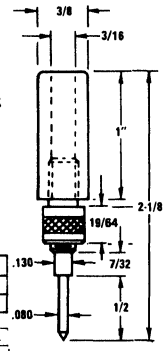

COMPONENT	MATERIAL	(02) FINISH
Plug Body	Brass	Nickel
Handle	Molded Plastic	

RED	BLK	YELLOW	GREEN	BLUE	WHITE
12	10	14	15	16	19

01-2118-1-02XX PHONE TIP PLUG INSULATED

FINISH COLOR

RATED FOR 12 AMPERES
CONTINUOUS DUTY
SOLDERLESS TYPE

For standard phone tip jacks. Wire is inserted thru rear and cross holes in plug body and then wrapped around threaded portion. Threaded collar tightens down wire. Available in colors (see color chart).

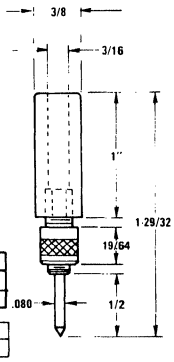

COMPONENT	MATERIAL	(02) FINISH
Plug Body	Brass	Nickel
Handle	Molded Plastic	

RED	BLK	YELLOW	GREEN	BLUE	WHITE
12	10	14	15	16	19

01-2102-1-02XX PHONE TIP PLUG INSULATED

FINISH COLOR

RATED FOR 12 AMPERES
CONTINUOUS DUTY
SOLDER TYPE

For standard phone tip jacks. No metal exposed when fully inserted eliminating the chance of shock or grounding. Available in colors (see color chart).

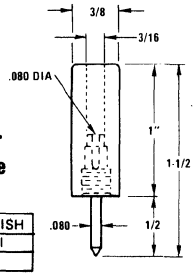

COMPONENT	MATERIAL	(02) FINISH
Plug Body	Brass	Nickel
Handle	Molded Plastic	

RED	BLK	YELLOW	GREEN	BLUE	WHITE
12	10	14	15	16	19

01-2120-1-02XX PHONE TIP PLUG INSULATED

FINISH COLOR

RATED FOR 12 AMPERES
CONTINUOUS DUTY
SOLDERLESS TYPE

For standard phone tip jacks. Wire is inserted thru rear and cross holes in plug body and then wrapped around threaded portion. No metal exposed when fully inserted eliminating the change of shock or grounding. Available in colors (see color chart).

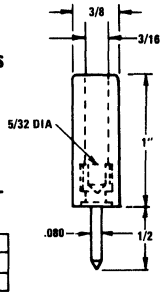

COMPONENT	MATERIAL	(02) FINISH
Plug Body	Brass	Nickel
Handle	Molded Plastic	

RED	BLK	YELLOW	GREEN	BLUE	WHITE
12	10	14	15	16	19

01-2105-1-02XX PHONE TIP PLUG INSULATED

FINISH COLOR

RATED FOR 12 AMPERES
CONTINUOUS DUTY
SOLDER TYPE

For standard phone tip jacks. Designed to accept soldering of heavy duty wire in plug body. Available in colors (see color chart).

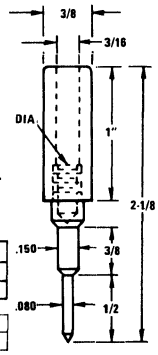

COMPONENT	MATERIAL	(02) FINISH
Plug Body	Brass	Nickel
Handle	Molded Plastic	

RED	BLK	YELLOW	GREEN	BLUE	WHITE
12	10	14	15	16	19

01-2122-1-02XX PHONE TIP PLUG INSULATED

FINISH COLOR

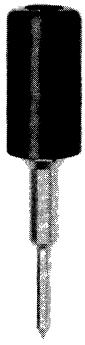

RATED FOR 12 AMPERES
CONTINUOUS DUTY

For standard phone tip jacks. Accepts standard banana plug.

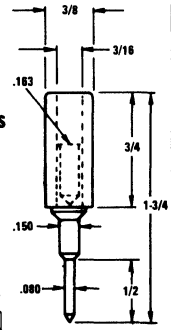

COMPONENT	MATERIAL	(02) FINISH
Plug Body	Brass	Nickel
Handle	Molded Plastic	

RED	BLK	YELLOW	GREEN	BLUE	WHITE
12	10	14	15	16	19

01-2110-1-02XX INSULATED PLUG PHONO NEEDLE

FINISH COLOR

RATED FOR 12 AMPERES
CONTINUOUS DUTY
SOLDER TYPE

Pin vise design for easy removal and replacement of needle.

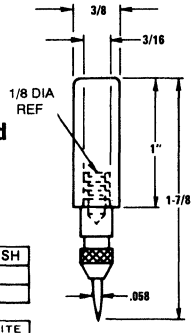

COMPONENT	MATERIAL	(02) FINISH
Plug Body	Brass	Nickel
Handle	Molded Plastic	

RED	BLK	YELLOW	GREEN	BLUE	WHITE
12	10	14	15	16	19

01-2132-1-02XX PHONE TIP PLUG INSULATED SHORT HANDLE

FINISH COLOR

RATED FOR 12 AMPERES
CONTINUOUS DUTY
SOLDERLESS TYPE

For standard phone tip jacks. Wire is inserted thru rear and cross holes in plug body and then wrapped around threaded portion. Threaded collar tightens down wire. Available in colors (see color chart).

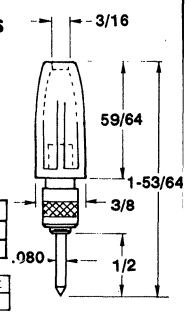

COMPONENT	MATERIAL	(02) FINISH
Plug Body	Brass	Nickel
Handle	Molded Plastic	

RED	BLK	YELLOW	GREEN	BLUE	WHITE
12	10	14	15	16	19

FOR ADDITIONAL SIZES AND MATERIALS, CONTACT FACTORY.

CONCORD ELECTRONICS CORPORATION

30 GREAT JONES STREET
NEW YORK, N.Y. 10012-1115
(212) 777-6571 • FAX (212) 995-0161

CONCORD – PHONE TIP PLUGS

01-2134-1-02XX PHONE TIP PLUG INSULATED SHORT HANDLE

FINISH COLOR

RATED FOR 12 AMPERES CONTINUOUS DUTY SOLDER TYPE



For standard phone tip jacks. No metal exposed when fully inserted eliminating the chance of shock or grounding. Available in colors (see color chart).

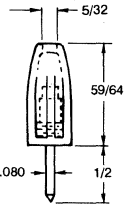

COMPONENT	MATERIAL	(02) FINISH
Plug Body	Brass	Nickel
Handle	Molded Plastic	

RED	BLK	YELLOW	GREEN	BLUE	WHITE
12	10	14	15	16	19

01-2135-1-02XX PHONE TIP PLUG INSULATED SHORT HANDLE

FINISH COLOR

RATED FOR 12 AMPERES CONTINUOUS DUTY SOLDERLESS TYPE

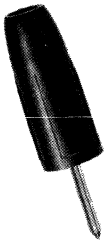

For standard phone tip jacks. Wire is inserted thru rear and cross holes in plug body and then wrapped around threaded portion. No metal exposed when fully inserted eliminating the chance of shock or grounding. Available in colors (see color chart).

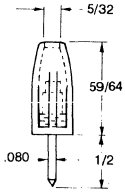

COMPONENT	MATERIAL	(02) FINISH
Plug Body	Brass	Nickel
Handle	Molded Plastic	

RED	BLK	YELLOW	GREEN	BLUE	WHITE
12	10	14	15	16	19

01-2140-1-02XX INSULATED PLUG PHONE NEEDLE SHORT HANDLE

FINISH COLOR

RATED FOR 12 AMPERES CONTINUOUS DUTY SOLDER TYPE

Pin vise design for easy removal and replacement of needle.

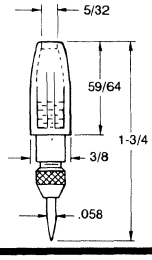

COMPONENT	MATERIAL	(02) FINISH
Plug Body	Brass	Nickel
Handle	Molded Plastic	

RED	BLK	YELLOW	GREEN	BLUE	WHITE
12	10	14	15	16	19

01-4101-1-02 PHONE TIP PLUG PRESS MOUNT

FINISH

RATED FOR 12 AMPERES CONTINUOUS DUTY SOLDERLESS TYPE

For standard phone tip jacks. Wire is inserted thru rear and cross holes in plug body and then wrapped around threaded portion. Threaded collar tightens down wire. All parts are nickel plated brass.

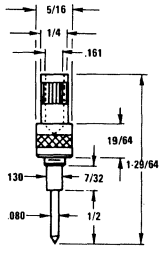

01-4102-1-02 PHONE TIP PLUG PRESS MOUNT

FINISH

RATED FOR 12 AMPERES CONTINUOUS DUTY SOLDERLESS TYPE

For standard phone tip jacks. Wire is inserted thru rear and cross holes in plug body and then wrapped around threaded portion. Threaded collar tightens down wire. All parts are nickel plated brass.

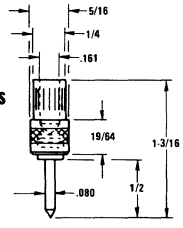

01-4103-1-02 PHONE TIP PLUG PRESS MOUNT

FINISH



RATED FOR 12 AMPERES CONTINUOUS DUTY SOLDER TYPE

For standard phone tip jacks. Rear hole can be used as a banana jack or a solder well. Nickel plated brass.

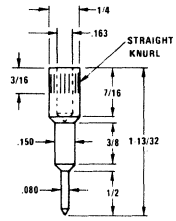

01-4104-1-02 PHONE TIP PLUG THREAD MOUNT

FINISH

RATED FOR 12 AMPERES CONTINUOUS DUTY SOLDERLESS TYPE

For standard phone tip jacks. Wire is inserted thru rear and cross holes an then wrapped around plug body. Threaded collar tightens down wire. All parts are nickel plated brass.

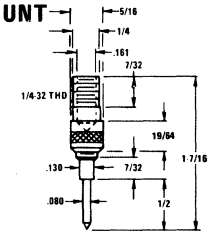

01-4105-1-02 PHONE TIP PLUG THREAD MOUNT

FINISH

RATED FOR 12 AMPERES CONTINUOUS DUTY SOLDERLESS TYPE

For standard phone tip jacks. Wire is inserted thru rear and cross holes and then wrapped around plug body. Threaded collar tightens down wire. All parts are nickel plated brass.

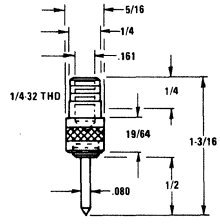

01-4106-1-02 PHONE TIP PLUG THREAD MOUNT

FINISH



RATED FOR 12 AMPERES CONTINUOUS DUTY SOLDER TYPE

For standard phone tip jacks. Rear hole can be used as a banana jack or a solder well. Nickel plated brass.

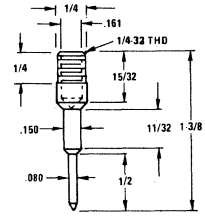

01-4107-1-02 PHONE NEEDLE THREAD MOUNT

FINISH

RATED FOR 12 AMPERES CONTINUOUS DUTY SOLDER TYPE

Pin vise design for easy removal and replacement of needle. Plug body and collar are nickel plated brass. Needle is made of steel.

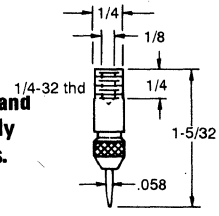

PHONE TIP SOLDER STYLE

01-4001-1-02 FINISH

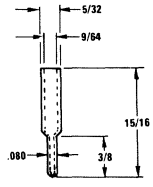

01-4002-1-02 FINISH

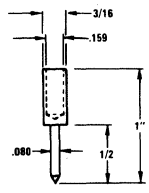

01-4003-1-02 FINISH

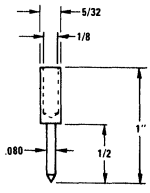

Nickel plated brass. RATED FOR 12 AMPERES CONTINUOUS DUTY

FOR ADDITIONAL SIZES AND MATERIALS, CONTACT FACTORY.

CONCORD ELECTRONICS CORPORATION

30 GREAT JONES STREET
NEW YORK, N.Y. 10012-1115
(212) 777-6571 • 1-800-847-4162
FAX (212) 995-0161

CONCORD

TEST PRODS

PROD TIPS, CHUCKS AND COLLARS SUPPLIED BRASS NICKEL PLATED.

MOLDED THERMO-PLASTIC HANDLES

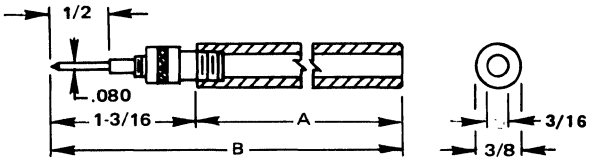

THREADED–SOLDERLESS TYPE

Feed wire thru body, wrap, and secure with knurled collar for solderless connection.

	A	B	COLOR
01-2601-4-0210	4"	5¼"	BLACK
01-2601-4-0212	4"	5¼"	RED
01-2601-5-0210	5½"	6¾"	BLACK
01-2601-5-0212	5½"	6¾"	RED

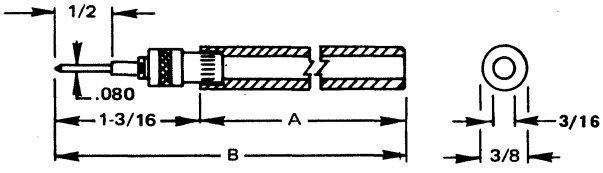

FORCE FIT–SOLDERLESS TYPE

Same as above except prod tip is force fit into handle rather than threaded.

	A	B	COLOR
01-2602-4-0210	4"	5¼"	BLACK
01-2602-4-0212	4"	5¼"	RED
01-2602-5-0210	5½"	6¾"	BLACK
01-2602-5-0212	5½"	6¾"	RED

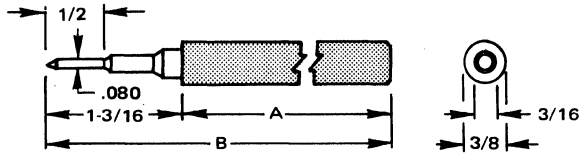

THREADED–SOLDER TYPE

.161 Dia hole in prod enables use of heavy duty wire

	A	B	COLOR
01-2604-4-0210	4"	5-3/16"	BLACK
01-2604-4-0212	4"	5-3/16"	RED
01-2604-5-0210	5½"	6-11/16"	BLACK
01-2604-5-0212	5½"	6-11/16"	RED

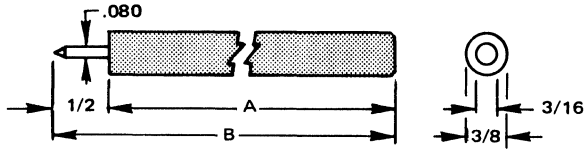

THREADED–SOLDER TYPE

Prod assembles flush with insulating handle

	A	B	COLOR
01-2605-4-0210	4"	4½"	BLACK
01-2605-4-0212	4"	4½"	RED
01-2605-5-0210	5½"	6"	BLACK
01-2605-5-0212	5½"	6"	RED

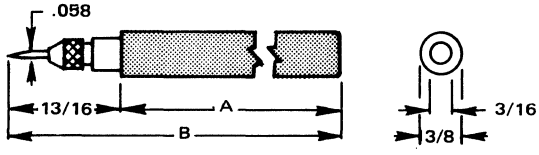

THREADED–PIERCING TYPE

Removable chuck allows for easy needle replacement

	A	B	COLOR
01-2606-4-0210	4"	4-13/16"	BLACK
01-2606-4-0212	4"	4-13/16"	RED
01-2606-5-0210	5½"	6-5/16"	BLACK
01-2606-5-0212	5½"	6-5/16"	RED

DUAL TEST ADAPTER

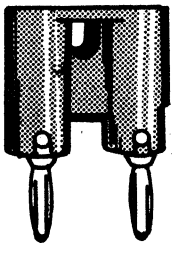

DUAL BANANA PLUG

01-2552-1-0210 (BLK)
01-2552-1-0212 (RED)

Molded Nylon, Nickel plated brass, Mates with standard dual binding post with 3/4" centers. Polarity indicated on top and side. Can be stacked for multiple connections. Available in red and black.

DUAL TEST ADAPTER

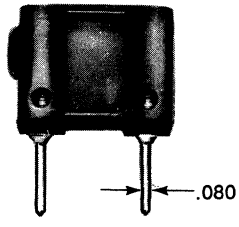

BANANA JACKS TO DOUBLE PIN TIP PLUG WITH SETSCREWS

25-2576-1-0210 (BLK)

.750 CENTERS

Double banana jack. .166 dia., brass, nickel plated. Double pin tip plug. Brass, nickel plated. Setscrews secure cable and/or component leads.
Available in ABS black.

RATING: 3000 WVDC, 5 Amps.

CONCORD ELECTRONICS CORPORATION

30 GREAT JONES STREET
NEW YORK, N.Y. 10012-1115
(212) 777-6571 • 1-800-847-4162
FAX (212) 995-0161

DUAL TEST ADAPTERS

SPECIFICATIONS

Plug Body - Brass, Nickel Plated (Gold where specified)
Spring - Beryllium Copper, Nickel Plated (Gold where specified)
Turret Terminals - Brass, Gold or Tin Plated as indicated
Insulation - ABS unless otherwise indicated
Rating - For Standard (.750 centers) 15 amp capacity, 5000 WVDC max.
For Miniature (.500 centers) 5 amps capacity, 2500 WVDC max.



STANDARD DOUBLE BANANA PLUG

25-2550-1-02XX

.750 CENTERS

Nickel Plated Stacking Banana Plugs/Jacks. Setscrews secure leads and/or components. ABS molded insulator. Available in 10 colors (see color chart).



STANDARD DOUBLE BANANA PLUG

25-2550-1-0310 (BLK)
25-2550-1-0312 (RED)

.750 CENTERS

Same as 25-2550-1-02XX except Gold Plated Banana Plugs. Available in Black & Red

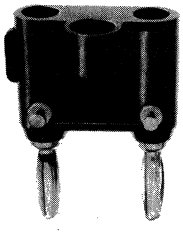

STANDARD DOUBLE BANANA PLUG WITH SOLDER TERMINALS

25-2551-1-0210

.750 CENTERS

Stacking Banana Plugs/Jacks with Tin Plated Turret Terminals. For easy permanent connection of cables and/or components. Available Black Polypropylene.



BINDING POSTS TO DOUBLE BANANA PLUG

25-2557-1-0200

.750 CENTERS

Insulated Dual Binding Post offers stacking feature, comes supplied with one Black and one Red head. Cross holes accept standard Banana Plugs. Adapter body is Black ABS.

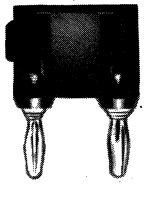

DOUBLE BANANA PLUG WITH MOLDED IN SHORTING BAR

25-2570-1-02XX

.750 CENTERS

Stacking Banana Plugs/Jacks. Available in Red, Black and White ABS (see color chart).

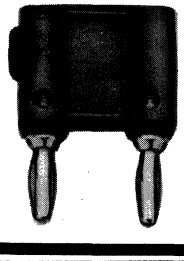

STANDARD DOUBLE BANANA PLUG

25-2573-1-0210 (BLK)
25-2573-1-0212 (RED)

Stacking Banana Plug/Jack. Setscrews secure leads and/or components. Available in Red and Black ABS

.750 CENTERS

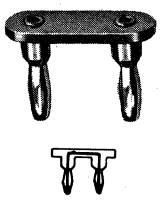

DUAL INSTRUMENT SHORTING BARS

01-2555-1-02 FINISH

.750 CENTERS

Two standard banana plugs in front are on 3/4" centers. Plug bodies are swaged onto a 3/32" thick brass busbar nickel finished.

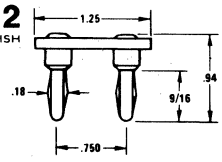

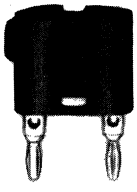

MINIATURE DOUBLE BANANA PLUG WITH SETSCREWS

01-2522-1-0210 (BLK/N.P.)
01-2522-1-0212 (RED/N.P.)
25-2522-1-0310 (BLK/GOLD)
25-2522-1-0312 (RED/GOLD)

.500 CENTERS

Stacking Banana Plugs/Jacks. Setscrews secure leads and/or components. Gold Plated Banana Plugs. Available in Red and Black ABS



MINIATURE DOUBLE BANANA PLUG WITH SOLDER TERMINALS

01-2521-1-0210 (BLK/N.P.)
01-2521-1-0212 (RED/N.P.)
25-2521-1-0310 (BLK/GOLD)
25-2521-1-0312 (RED/GOLD)

.500 CENTERS

Solder Terminals facilitate quick, permanent, noise free connection of cable and/or components. Plated terminals and Banana Plugs. Available in Red or Black Polypropylene

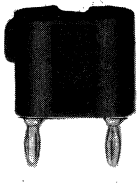

MINIATURE DOUBLE BANANA PLUG WITH SHORTING BAR

25-2524-1-0310 (BLK)
25-2524-1-0312 (RED)

.500 CENTERS

Stacking Miniature Plugs/Jacks Gold Plated. Available in Red or Black ABS

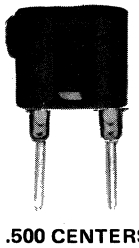

MINIATURE DOUBLE TIP PLUG WITH SOLDER TERMINALS

25-2526-1-0310 (BLK)
25-2526-1-0312 (RED)

.500 CENTERS

Solder terminals facilitate quick, permanent, noise free connection of cable and/or components. Gold Plated terminals and plugs. Available in Red or Black



MINIATURE DOUBLE TIP PLUG WITH SHORTING BAR

25-2527-1-0310 (BLK)
25-2527-1-0312 (RED)

.500 CENTERS

Stacking Miniature Tip Plugs/Jacks are Gold Plated. Available in Red or Black ABS

MANUFACTURED BY CONCORD® "THE COMPONENT PEOPLE"

COLOR CODE FOR ORDERING

BLK	BRN	RED	ORN	YEL	GRN	BLU	PUR	GRY	WHT
10	11	12	13	14	15	16	17	18	19

30 GREAT JONES STREET
NEW YORK, N.Y. 10012-1115
(212) 777-6571 • 1-800-847-4162
FAX (212) 995-0161

DUAL TEST ADAPTERS



STANDARD DOUBLE BANANA PLUGS WITH TURRET TERMINALS

25-2575-1-0210 (BLK)
25-2575-1-0212 (RED)

.750 CENTERS

Stacking Banana Plugs/Jacks with Tin Plated Turret Terminals for noise-free connections. Available in Red and Black ABS.

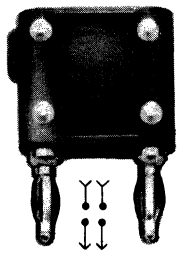

ISOLATION TYPE FOUR TERMINALS

01-2571-1-0210 (BLK)
01-2571-1-0212 (RED)

.750 CENTERS

Standard Banana Plugs/Jack with Four Turret Terminals to Isolate Plugs and Jacks in both ground and hot circuits. Available in Red and Black ABS

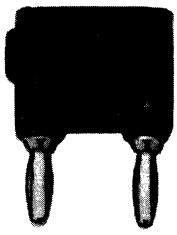

DUAL PHONE TIP JACK TO DOUBLE BANANA PLUGS

01-2574-1-0210

.750 CENTERS

Rear of adapter houses .080 Tip Jacks. Cross holes accept Standard Banana Jacks. Available in Black only.

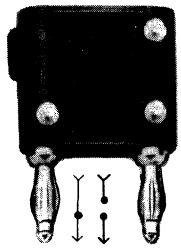

ISOLATION TYPE THREE TERMINALS

01-2572-1-0210 (BLK)
01-2572-1-0212 (RED)
01-2572-1-0216 (BLUE)

.750 CENTERS

Same as above except only hot circuit is isolated. Available in Red, Black and Blue ABS

BNC ADAPTERS



BNC MALE TO DOUBLE BANANA PLUG

25-2563-1-0210

.750 CENTERS

Allows BNC Female to be used with equipment equipped with Banana Jacks. Molded in Black ABS.

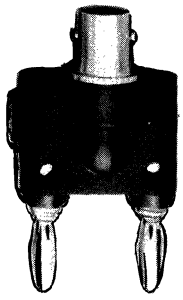

BNC FEMALE TO DOUBLE BANANA PLUG

25-2560-1-0210

.750 CENTERS

Allows BNC Male to be used with equipment equipped with Banana Jacks. Molded in Black ABS.



BINDING POSTS TO BNC MALE

25-2561-1-0200

.750 CENTERS

Permits standard single or dual banana plugs to be used with equipment equipped with BNC Female. Binding Posts supplied with one Red and one Black head. Body is molded in Black ABS.



BINDING POSTS TO BNC FEMALE

25-2558-1-0200

.750 CENTERS

Permits standard single or dual banana plugs to be used with equipment equipped with BNC Male. Binding Post supplied with one Red and one Black head. Body is molded in Black ABS.

SAME DAY SHIPMENTS FROM STOCK

MANUFACTURED BY CONCORD® "THE COMPONENT PEOPLE"

30 GREAT JONES STREET
NEW YORK, N.Y. 10012-1115
(212) 777-6571 • FAX (212) 995-0161

USB & IEEE1394 CABLES

795-28XX USB SERIES CABLE

BASIC PART NO.

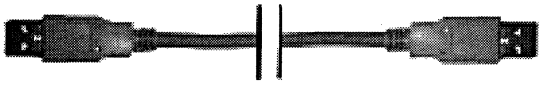

PART NO	LENGTH	NOTE: OTHER LENGTHS ARE AVAILABLE ON SPECIAL ORDER
795-2802	6'	
795-2804	15'	

1ST END	CABLE	2ND END
USB A TYPE MALE	OUTER SHIELD, FOIL AND BRAIDED, 22 AWG CABLE	USB A TYPE MALE

795-27XX IEEE 1394, "FIREWIRE"CABLE

BASIC PART NO.

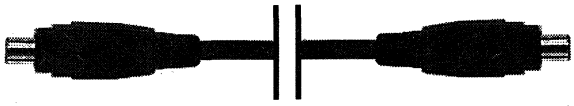

PART NO	LENGTH	NOTE: OTHER LENGTHS ARE AVAILABLE ON SPECIAL ORDER
795-2793	6'	
795-2795	15'	

1ST END	CABLE	2ND END
A/V 4 PIN. GOLD PLATED COPPER CONTACTS. MOLDED STRAIN RELIEF AND PVC OVERMOLDING.	OUTER SHIELD, FOIL AND BRAIDED, 22 AWG CABLE	A/V 4 PIN. GOLD PLATED COPPER CONTACTS. MOLDED STRAIN RELIEF AND PVC OVERMOLDING.

795-28XX USB SERIES CABLE

BASIC PART NO.

PART NO	LENGTH	NOTE: OTHER LENGTHS ARE AVAILABLE ON SPECIAL ORDER
795-2805	6'	
795-2807	15'	

1ST END	CABLE	2ND END
USB A TYPE MALE	OUTER SHIELD, FOIL AND BRAIDED, 22 AWG CABLE	USB A TYPE FEMALE

795-27XX IEEE 1394, "FIREWIRE"CABLE

BASIC PART NO.

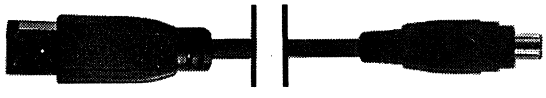

PART NO	LENGTH	NOTE: OTHER LENGTHS ARE AVAILABLE ON SPECIAL ORDER
795-2796	6'	
795-2798	15'	

1ST END	CABLE	2ND END
PC 6 PIN. GOLD PLATED COPPER CONTACTS. MOLDED STRAIN RELIEF AND PVC OVERMOLDING.	OUTER SHIELD, FOIL AND BRAIDED, 22 AWG CABLE	A/V 4 PIN. GOLD PLATED COPPER CONTACTS. MOLDED STRAIN RELIEF AND PVC OVERMOLDING.

795-28XX USB SERIES CABLE

BASIC PART NO.

PART NO	LENGTH	NOTE: OTHER LENGTHS ARE AVAILABLE ON SPECIAL ORDER
795-2808	6'	
795-2810	15'	

1ST END	CABLE	2ND END
USB A TYPE MALE	OUTER SHIELD, FOIL AND BRAIDED, 22 AWG CABLE	USB B TYPE MALE

795-2XXX IEEE 1394, "FIREWIRE"CABLE

BASIC PART NO.

PART NO	LENGTH	NOTE: OTHER LENGTHS ARE AVAILABLE ON SPECIAL ORDER
795-2799	6'	
795-2801	15'	

1ST END	CABLE	2ND END
PC 6 PIN. GOLD PLATED COPPER CONTACTS. MOLDED STRAIN RELIEF AND PVC OVERMOLDING.	OUTER SHIELD, FOIL AND BRAIDED, 22 AWG CABLE	PC 6 PIN. GOLD PLATED COPPER CONTACTS. MOLDED STRAIN RELIEF AND PVC OVERMOLDING.

MANUFACTURED BY CONCORD® "THE COMPONENT PEOPLE"

FOR ADDITIONAL SIZES AND MATERIALS, CONTACT FACTORY

30 GREAT JONES STREET
NEW YORK, N.Y. 10012-1115
(212) 777-6571 · 1-800-847-4162
FAX (212) 995-0161 • E-MAIL: INFO@CONCORD-ELEX.COM

SAFETY -HOOK® TEST CLIP

SPECIFICATIONS

Safety-Hook Contact: Gold Plated Beryillium Copper
Safety-Hook Body: Lexan
Wire: 20 AWG 41/36 TC PVC Jacket .087 O.D.
Banana Plug: Nickel Plated Beryllium Copper Spring in Brass Nickel Plated Body

Banana Jack: Brass Nickel Plated
Pin Tip Plug: .080 Dia. Brass Gold Plated
Handles: Molded Plastic
Alligator Clips: Steel Cad Plated with PVC Insulator

BLK	BRN	RED	ORN	YEL	GRN	BLU	VIO	GRY	WHT
10	11	12	13	14	15	16	17	18	19

SAFETY-HOOK TEST CLIP

(OVERALL LENGTH = 2.5 INCHES)

795-5000-XX-25 "A" .090
COLOR

795-5053-XX-25 .144
COLOR

SAFETY-HOOK TEST CLIP KIT

795-5001-XX-25
COLOR

Contains 2 Part Number 795-5000.
Refer to Color Chart.

PATCH CORDS

SAFETY-HOOK TEST CLIP ONE END ONLY

Available in 10 colors. Refer to Color Chart.

LENGTH	PART NUMBER	LENGTH	PART NUMBER
8"	795-5002-XX-25	36"	795-5005-XX-25
12"	795-5003-XX-25	48"	795-5006-XX-25
24"	795-5004-XX-25	60"	795-5007-XX-25

SAFETY-HOOK TEST CLIP TO STANDARD IN-LINE BANANA JACK

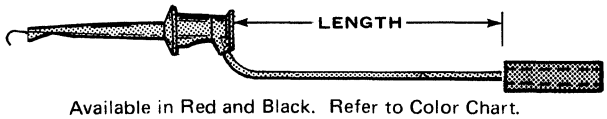

Available in Red and Black. Refer to Color Chart.

LENGTH	PART NUMBER	LENGTH	PART NUMBER
12"	795-5020-XX-25	48"	795-5023-XX-25
24"	795-5021-XX-25	60"	795-5024-XX-25
36"	795-5022-XX-25		

SAFETY-HOOK TEST CLIP BOTH ENDS

Available in 10 colors. Refer to Color Chart.

LENGTH	PART NUMBER	LENGTH	PART NUMBER
8"	795-5008-XX-25	36"	795-5012-XX-25
12"	795-5009-XX-25	48"	795-5013-XX-25
18"	795-5010-XX-25	60"	795-5014-XX-25
24"	795-5011-XX-25		

SAFETY-HOOK TEST CLIP TO IN-LINE BANANA PLUG

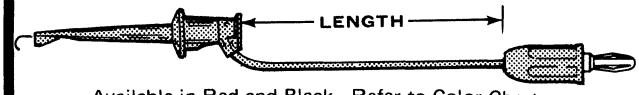

Available in Red and Black. Refer to Color Chart.

LENGTH	PART NUMBER	LENGTH	PART NUMBER
12"	795-5025-XX-25	48"	795-5028-XX-25
24"	795-5026-XX-25	60"	795-5029-XX-25
36"	795-5027-XX-25		

SAFETY-HOOK TEST CLIP TO STANDARD STACKING BANANA PLUG

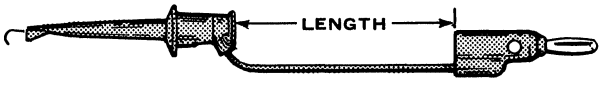

Available in 10 colors. Refer to Color Chart

LENGTH	PART NUMBER	LENGTH	PART NUMBER
12"	795-5015-XX-25	48"	795-5018-XX-25
24"	795-5016-XX-25	60"	795-5019-XX-25
36"	795-5017-XX-25		

SAFETY-HOOK TEST CLIP TO INSULATED MINI-ALLIGATOR CLIP

Available in Red and Black. Refer to Color Chart.

LENGTH	PART NUMBER	LENGTH	PART NUMBER
12"	795-5030-XX-25	48"	795-5033-XX-25
24"	795-5031-XX-25	60"	795-5034-XX-25
36"	795-5032-XX-25		

SAFETY-HOOK TEST CLIP TO MINI STACKING BANANA PLUG

Available in 10 colors. Refer to Color Chart.

LENGTH	PART NUMBER	LENGTH	PART NUMBER
12"	795-5040-XX-25	48"	795-5043-XX-25
24"	795-5041-XX-25	60"	795-5044-XX-25
36"	795-5042-XX-25		

SAFETY-HOOK TEST CLIP TO STACKING PIN TIP PLUG

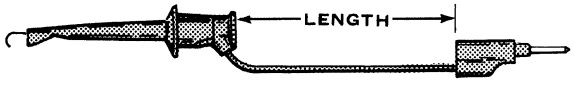

Available in Red and Black. Refer to Color Chart.

LENGTH	PART NUMBER	LENGTH	PART NUMBER
12"	795-5035-XX-25	48"	795-5038-XX-25
24"	795-5036-XX-25	60"	795-5039-XX-25
36"	795-5037-XX-25		

MANUFACTURED BY CONCORD® "THE COMPONENT PEOPLE"

COLOR CODE FOR ORDERING

BLK	BRN	RED	ORN	YEL	GRN	BLU	PUR	GRY	WHT
10	11	12	13	14	15	16	17	18	19

30 GREAT JONES STREET
NEW YORK, N.Y. 10012-1115
(212) 777-6571 • FAX (212) 995-0161

MOLDED BREAKOUTS

SPECIFICATIONS

BNC Connectors — Gold Plated Brass Center Contact
Alligator Clips — Steel Nickel Plated with Vinyl Insulators
Pin Plugs — Brass, Gold Plated
Banana Plugs — Nickel Plated Beryillum Copper
Safety Graber **Tip** — Gold Plated Beryillum Copper
Spade Lugs — Nickel Plated Brass

Wire — 20 AWG, 41/36 TC PVC Insulated or 18 AWG 65/36 TC PVC Insulated, as indicated below.

Insulation — Polypropylene
Length — 7.0 Inches Overall

Each Breakout supplied with one Red and one Black Lead with corresponding terminations. All molded connector insulating bodies are black.

BNC MALE



795-2410-25
STANDARD
ALLIGATOR CLIPS
#18 AWG LEADS



795-2411-25
MINIATURE
ALLIGATOR CLIPS
#18 AWG LEADS



795-2414-25
STACKING TIP
PLUGS
#20 AWG LEADS

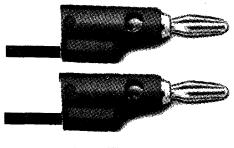

795-2416-25
STANDARD
STACKING
BANANA PLUGS
#18 AWG LEADS



795-2418-25
MINIATURE
STACKING
BANANA PLUGS
#20 AWG LEADS

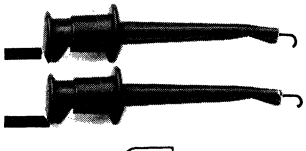

795-2420-25
SAFETY HOOKS
#20 AWG LEADS

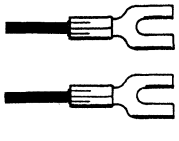

795-2422-25
#8 SPADE LUGS
#20 AWG LEADS

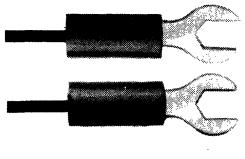

795-2424-25
SPADE LUGS
#18 AWG LEADS

795-2426-25
UN-TERMINATED
#20 AWG LEADS

BNC FEMALE



795-2412-25
STANDARD
ALLIGATOR CLIPS
#18 AWG LEADS



795-2413-25
MINIATURE
ALLIGATOR CLIPS
#18 AWG LEADS



795-2415-25
STACKING TIP
PLUGS
#20 AWG LEADS

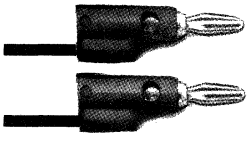

795-2417-25
STANDARD
STACKING
BANANA PLUGS
#18 AWG LEADS



795-2419-25
MINIATURE
STACKING
BANANA PLUGS
#20 AWG LEADS



795-2421-25
SAFETY HOOKS
#20 AWG LEADS

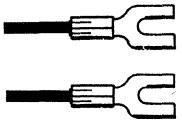

795-2423-25
#8 SPADE LUGS
#20 AWG LEADS

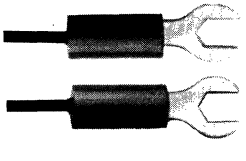

795-2425-25
SPADE LUGS
#18 AWG LEADS

795-2427-25
UN-TERMINATED
#20 AWG LEADS

MANUFACTURED BY CONCORD® "THE COMPONENT PEOPLE"

COLOR CODE FOR ORDERING

BLK	BRN	RED	ORN	YEL	GRN	BLU	PUR	GRY	WHT
10	11	12	13	14	15	16	17	18	19

30 GREAT JONES STREET
NEW YORK, N.Y. 10012-1115
(212) 777-6571 • 1-800-847-4162
FAX (212) 995-0161

STACKING CROSS PATCH JUMPERS STANDARD BANANA PLUG BOTH ENDS

Available in 10 Colors

795-2219-XX	4 Inches
795-2220-XX	8 Inches
795-2221-XX	12 Inches
795-2231-XX	18 Inches
795-2222-XX	24 Inches
795-2223-XX	36 Inches
795-2224-XX	48 Inches
795-2229-XX	60 Inches
795-2230-XX	72 Inches

Specify Color

1st END – Stacking cross patch standard banana plug. Nickel plated brass body. Nickel plated beryllium copper spring, polypropylene insulation.

WIRE – #18 AWG, stranded copper, PVC insulation.

2nd END – Same as 1st end.

MINIATURE STACKING BANANA PLUG BOTH ENDS

795-2365-XX-25	4 Inches
795-2235-XX-25	6 Inches
795-2366-XX-25	8 Inches
795-2236-XX-25	12 Inches
795-2237-XX-25	18 Inches
795-2238-XX-25	24 Inches
795-2367-XX-25	36 Inches
795-2368-XX-25	48 Inches
795-2369-XX-25	60 Inches

Specify Color

Available in 10 Colors

1st END – Stacking miniature banana plug. Gold plated brass body. Gold plated beryllium copper spring. Polypropylene insulation.

WIRE – #20 AWG, stranded copper wire, PVC insulation.

2nd END – Same as 1st end.

STANDARD STACKING BANANA PLUG TO MINIATURE STACKING BANANA PLUG



Available in (12) Red and (10) Black

795-2370-XX-25	12 Inches
795-2371-XX-25	18 Inches
795-2372-XX-25	24 Inches
795-2373-XX-25	36 Inches
795-2374-XX-25	48 Inches
795-2375-XX-25	60 Inches

Specify Color

1st END – Stacking cross patch standard banana plug. Gold plated brass body. Gold plated beryllium copper spring.

WIRE – #20 AWG, stranded copper wire, PVC insulation.

2nd END – Stacking miniature banana plug. Gold plated brass body. Gold plated beryllium copper spring. Polypropylene insulation.

STACKING BANANA PLUG TO TIP PLUG



Available in (12) Red and (10) Black

795-5055-XX-25	4 Inches
795-5056-XX-25	8 Inches
795-5057-XX-25	12 Inches
795-5058-XX-25	18 Inches
795-5059-XX-25	24 Inches
795-5060-XX-25	36 Inches
795-5061-XX-25	48 Inches
795-5062-XX-25	60 Inches

Specify Color

1st END – Stacking cross patch standard banana plug. Plated brass body. Plated beryllium copper spring. Polypropylene insulation.

WIRE –#20 AWG, Stranded copper wire, PVC insulation.

2nd END – Stacking pin tip. Plug gold plated brass body. Gold plated beryllium copper socket. Polypropylene insulation.

INSULATED ALLIGATOR CLIP TO STACKING BANANA PLUG

Available in (12) Red and (10) Black

795-2290-XX-25	4 Inches
795-2291-XX-25	8 Inches
795-2075-XX-25	12 Inches
795-2076-XX-25	24 Inches
795-2077-XX-25	36 Inches
795-2078-XX-25	48 Inches
795-2079-XX-25	60 Inches

Specify Color

1st END – Plated steel alligator clip with vinyl boot.

WIRE – #18 AWG, stranded copper, PVC insulation.

2nd END – Stacking cross patch banana plug. Nickel plated brass body. Nickel plated beryllium copper spring. Polypropylene insulation.

INSULATED MINIATURE ALLIGATOR CLIP TO STACKING BANANA PLUG

Available in (12) Red and (10) Black

795-2310-XX-25	4 Inches
795-2311-XX-25	8 Inches
795-2312-XX-25	12 Inches
795-2313-XX-25	24 Inches
795-2314-XX-25	36 Inches
795-2315-XX-25	48 Inches
795-2316-XX-25	60 Inches

Specify Color

1st END – Plated steel miniature alligator clip, vinyl boot.

WIRE – #20 AWG, stranded copper wire, PVC insulation.

2nd END – Stacking cross patch banana plug. Nickel plated brass body. Nickel plated beryllium copper spring. Polypropylene insulation.

INSULATED MINI CLIP TO MINIATURE STACKING BANANA PLUG

Available in (12) Red and (10) Black

795-2380-XX-25	12 Inches
795-2381-XX-25	24 Inches
795-2382-XX-25	36 Inches
795-2383-XX-25	48 Inches
795-2384-XX-25	60 Inches

Specify Color

1st END – Plated steel miniature alligator clip with vinyl boot.

WIRE –#20 AWG, stranded copper wire, PVC insulation.

2nd END – Stacking miniature banana plug. Gold plated brass body. Gold plated beryllium copper spring. Polypropylene insulation.

INSULATED SPADE LUG TO STACKING BANANA PLUG

Available in (12) Red and (10) Black

795-2340-XX-25	12 Inches
795-2341-XX-25	24 Inches
795-2342-XX-25	36 Inches
795-2343-XX-25	48 Inches
795-2344-XX-25	60 Inches

Specify Color

1st END – Bright tin plated brass spade lug with butyrate insulating handle.

WIRE – #18 AWG, stranded copper wire, PVC insulation.

2nd END – Stacking cross patch standard banana plug. Nickel plated brass body. Nickel plated beryllium copper spring. Polypropylene insulation.

SPECIFY – CONCORD® "THE COMPONENT PEOPLE"

COLOR CODE FOR ORDERING

BLK	BRN	RED	ORN	YEL	GRN	BLU	PUR	GRY	WHT
10	11	12	13	14	15	16	17	18	19

30 GREAT JONES STREET
NEW YORK, N.Y. 10012-1115
(212) 777-6571 • FAX (212) 995-0161

PATCH CORDS - JUMPERS

STANDARD BANANA PLUG BOTH ENDS

Available in (12) Red and (10) Black

795-2060-XX	8 Inches
795-2061-XX	12 Inches
795-2062-XX	24 Inches
795-2063-XX	36 Inches

Specify Color

1st END – 40° angled standard banana plug. Nickel plated brass body, nickel plated beryllium copper spring. Polypropylene insulation

WIRE – #18 AWG, stranded copper wire, PVC insulation.

2nd END – Same as 1st end.

40° STANDARD BANANA PLUG TO CROSS PATCH PHONE TIP

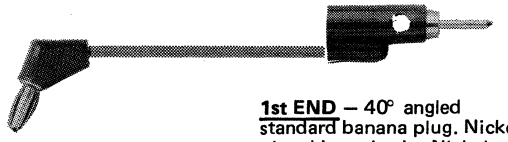

Available in (12) Red and (10) Black

795-2090-XX	8 Inches
795-2091-XX	12 Inches
795-2092-XX	24 Inches
795-2093-XX	36 Inches

Specify Color

1st END – 40° angled standard banana plug. Nickel plated brass body. Nickel plated beryllium copper spring. Polypropylene insulation.

WIRE – #18 AWG, stranded copper wire, PVC insulation.

2nd END – Cross patch phone tip. Nickel plated brass tip. Polypropylene insulation.

STANDARD BANANA PLUG TO MINIATURE BANANA PLUG



Available in (12) Red and (10) Black

795-2070-XX	8 Inches
795-2071-XX	12 Inches
795-2072-XX	24 Inches
795-2073-XX	36 Inches

Specify Color

1st END – 40° angled standard banana plug. Nickel plated brass body. Nickel plated beryllium copper spring. Polypropylene insulation.

WIRE – #20 AWG, stranded copper wire, PVC insulation.

2nd END – 40° angled miniature banana plug. Nickel plated brass body. Nickel plated beryllium copper spring. Polypropylene insulation.

INSULATED ALLIGATOR CLIP TO BANANA PLUG

Available in (12) Red and (10) Black

795-2300-XX-25	4 Inches
795-2301-XX-25	8 Inches
795-2302-XX-25	12 Inches
795-2303-XX-25	24 Inches
795-2304-XX-25	36 Inches
795-2305-XX-25	48 Inches
795-2306-XX-25	60 Inches

Specify Color

1st END – Plated steel alligator clip with vinyl boot.

WIRE – #18 AWG, stranded copper wire, PVC insulation.

2nd END – Banana plug. Nickel plated brass body. Nickel plated beryllium copper spring. Butyrate insulation.

MINIATURE BANANA PLUGS BOTH ENDS

Available in (12) Red and (10) Black

795-2065-XX	8 Inches
795-2066-XX	12 Inches
795-2067-XX	24 Inches
795-2068-XX	36 Inches

Specify Color

1st END – 40° angled miniature banana plug. Nickel plated brass body. Nickel plated beryllium copper spring. Polypropylene insulation.

WIRE – #20 AWG, stranded copper wire, PVC insulation.

2nd END – Same as 1st end.

INSULATED SPADE LUG TO BANANA PLUG

Available in (12) Red and (10) Black

795-2330-XX-25	12 Inches
795-2331-XX-25	24 Inches
795-2332-XX-25	36 Inches
795-2333-XX-25	48 Inches
795-2334-XX-25	60 Inches

Specify Color

1st END – Bright tin plated brass spade lug with butyrate insulating handle.

WIRE – #18 AWG, stranded copper, PVC insulation.

2nd END – Banana plug. Nickel plated brass body. Nickel plated beryllium copper spring. Butyrate insulating handle.

40° STANDARD BANANA PLUG TO STANDARD CROSS PATCH BANANA PLUG

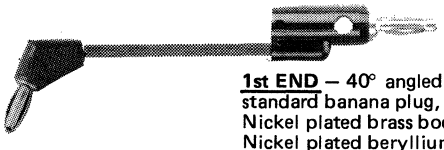

Available in (12) Red and (10) Black

795-2080-XX	8 Inches
795-2081-XX	12 Inches
795-2082-XX	24 Inches
795-2083-XX	36 Inches

Specify Color

1st END – 40° angled standard banana plug, Nickel plated brass body. Nickel plated beryllium copper spring. Polypropylene insulation.

WIRE – #18 AWG, stranded copper wire, PVC insulation.

2nd END – Cross patch/stacking standard banana plug. Nickel plated brass body. Nickel plated beryllium copper spring.

SPADE LUG BOTH ENDS

Available in (12) Red and (10) Black

795-2100-XX	12 Inches
795-2101-XX	24 Inches
795-2102-XX	36 Inches
795-2103-XX	48 Inches
795-2104-XX	60 Inches

Specify Color

1st END – Bright tin plated brass spade lug with butyrate handle.

WIRE – #18 AWG, stranded copper wire, PVC insulation.

2nd END – Same as 1st end.

MANUFACTURED BY CONCORD® "THE COMPONENT PEOPLE"

30 GREAT JONES STREET
NEW YORK, N.Y. 10012-1115
(212) 777-6571 • FAX (212) 995-0161

RETRACTABLE SHEATHED JUMPERS, STANDARD BANANA PLUG BOTH ENDS

Available in (12) Red and (10) Black

795-3070-XX-25	4 Inches
795-3071-XX-25	8 Inches
795-3072-XX-25	12 Inches
795-3073-XX-25	18 Inches
795-3074-XX-25	24 Inches
795-3075-XX-25	36 Inches
795-3076-XX-25	48 Inches
795-3077-XX-25	60 Inches

Specify Color

1st END – Nylon sheathed banana plug. Nickel plated brass body, nickel plated beryllium copper spring.

WIRE – #18 AWG, stranded copper wire, PVC insulation.

2nd END – Same as 1st end.

RETRACTABLE SHEATHED BANANA PLUG TO IN-LINE BANANA JACK

RATED FOR 1200 VOLTS/7 AMPS MAX.

Available in (12) Red and (10) Black

795-3078-XX-25	12 Inches
795-3079-XX-25	24 Inches
795-3080-XX-25	36 Inches
795-3081-XX-25	48 Inches
795-3082-XX-25	60 Inches

Specify Color

1st END – Nylon sheathed banana plug, Nickel plated brass body, nickel plated beryllium copper spring.

WIRE – #18 AWG, stranded copper wire, PVC insulation.

2nd END – In line banana jack, nickel plated brass.

RETRACTABLE SHEATHED BANANA PLUG TO SAFETY HOOK

RATED FOR 1200 VOLTS MAX./7 AMPS

Available in (12) Red and (10) Black

795-3083-XX-25	12 Inches
795-3084-XX-25	24 Inches
795-3085-XX-25	36 Inches
795-3086-XX-25	48 Inches
795-3087-XX-25	60 Inches

Specify Color

1st END – Nylon sheathed banana plug, nickel plated brass body, nickel plated beryllium copper spring.

WIRE – #18 AWG, stranded copper wire, PVC insulation.

2nd END – Safety hook, gold plated beryllium copper contact. Lexan insulation.

BANANA JACK TO STANDARD INSULATED ALLIGATOR CLIP

Available in (12) Red and (10) Black

795-2320-XX-25	12 Inches
795-2321-XX-25	24 Inches
795-2322-XX-25	36 Inches
795-2323-XX-25	48 Inches
795-2324-XX-25	60 Inches

Specify Color

1st END – In line banana jack. Nickel plated brass body. Butyrate insulation.

WIRE – #18 AWG, stranded copper wire, PVC insulation.

2nd END – Plated steel alligator clip with vinyl boot.

STANDARD INSULATED ALLIGATOR CLIPS BOTH ENDS

Available in (12) Red and (10) Black

795-2270-XX-25	4 Inches
795-2271-XX-25	8 Inches
795-2035-XX-25	12 Inches
795-2036-XX-25	24 Inches
795-2037-XX-25	36 Inches
795-2038-XX-25	48 Inches
795-2039-XX-25	60 Inches

Specify Color

1st END – Plated steel alligator clip with vinyl boot.

WIRE – #18 AWG, stranded copper wire, PVC insulation.

2nd END – Same as 1st end.

INSULATED MINIATURE ALLIGATOR CLIP BOTH ENDS

Available in (12) Red and (10) Black

18 AWG	20 AWG	
795-2275-XX-25	795-2280-XX-25	4 Inches
795-2276-XX-25	795-2281-XX-25	8 Inches
795-2040-XX-25	795-2282-XX-25	12 Inches
795-2041-XX-25		18 Inches
795-2042-XX-25	795-2283-XX-25	24 Inches
795-2043-XX-25	795-2284-XX-25	36 Inches
795-2044-XX-25	795-2285-XX-25	48 Inches
795-2045-XX-25	795-2286-XX-25	60 Inches

Specify Color

1st END – Plated steel miniature alligator clip with vinyl boot.

WIRE– #18 AWG stranded copper wire, PVC insulation.

2nd END – Same as 1st end.

INSULATED MICRO ALLIGATOR CLIPS BOTH ENDS

Available in (12) Red and (10) Black

795-2395-XX-25	4 Inches
795-2396-XX-25	8 Inches
795-2397-XX-25	12 Inches
795-2399-XX-25	24 Inches
795-2400-XX-25	36 Inches
795-2401-XX-25	48 Inches

Specify Color

1st END – Micro alligator clip. Copper with vinyl boot.

WIRE – #20 AWG, stranded copper wire, PVC insulation.

2nd END – Same as 1st end.

STANDARD INSULATED ALLIGATOR CLIP TO CROSS PATCH PHONE TIP

Available in (12) Red and (10) Black

795-2055-XX	12 Inches
795-2056-XX	24 Inches
795-2057-XX	36 Inches
795-2058-XX	48 Inches
795-2059-XX	60 Inches

Specify Color

1st END – Plated steel alligator clip with vinyl boot.

WIRE – #18 gauge stranded copper wire, PVC insulation.

2nd END – Stacking cross patch phone tip. Nickel plated brass body.

30 GREAT JONES STREET
NEW YORK, N.Y. 10012-1115
(212) 777-6571 • FAX (212) 995-0161

PATCH CORD - JUMPERS

STANDARD ALLIGATOR CLIPS TO SPADE LUG

Available in (12) Red and (10) Black

795-2050-XX	12 Inches
795-2051-XX	24 Inches
795-2052-XX	36 Inches
795-2053-XX	48 Inches
795-2054-XX	60 Inches

Specify Color

1st END – Plated steel alligator clip with vinyl boot.

WIRE – #18 AWG, stranded copper wire, PVC insulation.

2nd END – Nickel plated brass spade lug with butyrate handle.

CROSS PATCH PHONE TIP

.080 PINS/.080 JACKS

Available in Black, Red, Yellow, Green, Blue & White

795-2225-XX	8 Inches
795-2226-XX	12 Inches
795-2227-XX	24 Inches
795-2228-XX	36 Inches

Specify Color

1st END – Stacking cross patch phone tip. Nickel plated brass body.

WIRE – #18 AWG, stranded copper wire, PVC insulation.

2nd END – Same as 1st end.

STACKING TIP PLUG BOTH ENDS

.080 PINS/.080 JACKS

Available in 10 Colors

795-5045-XX-25	4 Inches
795-5046-XX-25	8 Inches
795-5047-XX-25	12 Inches
795-5048-XX-25	18 Inches
795-5049-XX-25	24 Inches
795-5050-XX-25	36 Inches
795-5051-XX-25	48 Inches
795-5052-XX-25	60 Inches

Specify Color

1st END – Stacking pin tip plug. Gold plated brass body. Gold plated beryllium copper socket. Polypropylene insulation.

WIRE – #20 AWG, stranded copper wire, PVC insulation.

2nd END – Same as 1st end.

LOW PROFILE STACKING TIP PLUG TO TIP PLUG

.080 PINS/.080 JACKS



Available in (12) Red and (10) Black

795-2386-XX-25	4 Inches
795-2388-XX-25	8 Inches
795-2389-XX-25	12 Inches
795-2390-XX-25	18 Inches
795-2391-XX-25	24 Inches
795-2392-XX-25	36 Inches
795-2393-XX-25	48 Inches
795-2394-XX-25	60 Inches

Specify Color

1st END – Stacking pin tip plug. Gold plated brass body. Gold plated beryllium copper spring. Polypropylene insulation.

WIRE – #20 AWG, stranded copper wire, PVC insulation.

2nd END – Same as 1st end.

EXTENSION STACKING BANANA PLUGS BOTH ENDS

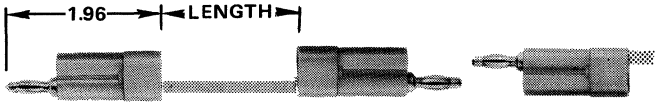

Available in 10 Colors

795-2760-XX-25	4 Inches
795-2761-XX-25	8 Inches
795-2762-XX-25	12 Inches
795-2763-XX-25	18 Inches
795-2764-XX-25	24 Inches
795-2765-XX-25	36 Inches
795-2766-XX-25	48 Inches
795-2767-XX-25	60 Inches

Specify Color

1st END – Extension stacking banana plug. Nickel plated brass body, nickel plated beryllium copper spring. Polypropylene insulation.

WIRE – #18 AWG, stranded copper wire, PVC insulation.

2nd END – Same as 1st end.

Test Lead Rack



CONCORD NO.
01-5525-14

BLUE ENAMELED FINISHED STEEL
11" LONG, 14 SLOTS

CONCORD®
MAINTAINS LARGE INVENTORIES TO SHIP SAME DAY ON MOST PRODUCTS!

MANUFACTURED BY CONCORD® "THE COMPONENT PEOPLE"

COLOR CODE FOR ORDERING

BLK	BRN	RED	ORN	YEL	GRN	BLU	PUR	GRY	WHT
10	11	12	13	14	15	16	17	18	19

30 GREAT JONES STREET
NEW YORK, N.Y. 10012-1115
(212) 777-6571 • 1-800-847-4162
FAX (212) 995-0161

PATCH CORDS

.040 DIAMETER JACKS

PART NO.	LENGTH
795-5441-XX	4"
795-5442-XX	6"
795-5443-XX	8"
795-5444-XX	12"

BASIC PART NO. COLOR

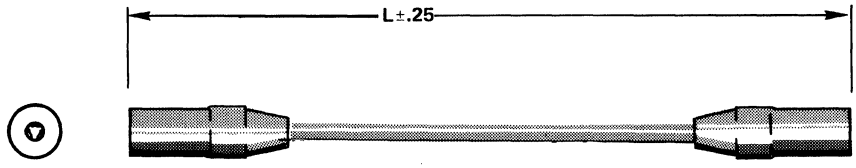

	MOLDED INSULATION	JACK BODY	JACK SPRING	WIRE CONDUCTOR	WIRE INSULATION
MATERIAL	POLYPROPYLENE	BRASS	BERYLLIUM COPPER	COPPER	VINYL
FINISH	–	GOLD	GOLD	TINNED	–

INSULATION COLORS NUMBERS	
-10	Black
-12	Red
-16	Blue

.060/.062 DIAMETER JACKS

PART NO.	LENGTH
795-5451-XX	4"
795-5452-XX	6"
795-5453-XX	8"
795-5454-XX	12"

BASIC PART NO. COLOR

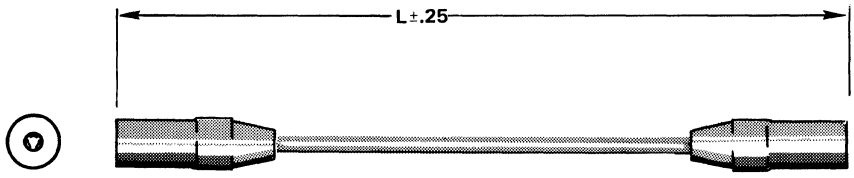

	MOLDED INSULATION	JACK BODY	JACK SPRING	WIRE CONDUCTOR	WIRE INSULATION
MATERIAL	POLYPROPYLENE	BRASS	BERYLLIUM COPPER	COPPER	VINYL
FINISH	–	GOLD	GOLD	TINNED	–

INSULATION COLORS NUMBERS	
-10	Black
-12	Red
-16	Blue

.040 DIAMETER JACK TO .040 DIAMETER PIN

PART NO.	LENGTH
795-5431-XX	4"
795-5432-XX	6"
795-5433-XX	8"
795-5434-XX	12"

BASIC PART NO. COLOR

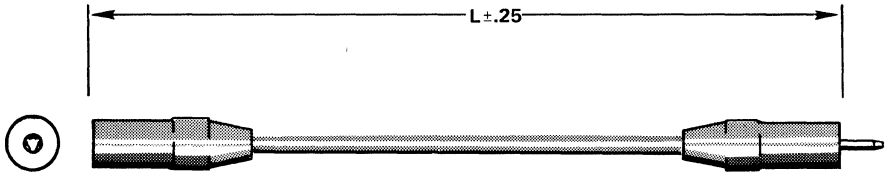

	MOLDED INSULATION	JACK BODY	JACK SPRING	PIN	WIRE CONDUCTOR	WIRE INSULATION
MATERIAL	POLYPROPYLENE	BRASS	BERYLLIUM COPPER	BRASS	COPPER	VINYL
FINISH		GOLD	GOLD	GOLD	TINNED	

INSULATION COLORS NUMBERS	
-10	Black
-12	Red
-16	Blue

.080 DIAMETER PINS

PART NO.	LENGTH
795-5461-XX	4"
795-5462-XX	6"
795-5463-XX	8"
795-5464-XX	12"

BASIC PART NO. COLOR

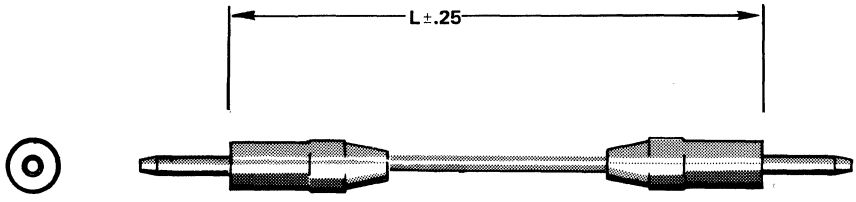

	MOLDED INSULATION	PIN	WIRE CONDUCTOR	WIRE INSULATION
MATERIAL	POLYPROPYLENE	BRASS	COPPER	VINYL
FINISH	–	GOLD		

INSULATION COLORS NUMBERS	
-10	Black
-12	Red
-16	Blue

MANUFACTURED BY CONCORD® "THE COMPONENT PEOPLE"

30 GREAT JONES STREET
NEW YORK, N.Y. 10012
(212) 777-6571 • TWX 710-581-4930
FAX (212) 995-0161

PATCH CORDS

.040 DIAMETER PINS - STACKABLE

795-5421-XX	2" LONG
795-5422-XX	4" LONG
795-5423-XX	6" LONG
795-5424-XX	8" LONG
795-5425-XX	12" LONG
795-5426-XX	18" LONG
795-5427-XX	24" LONG

BASIC PART NO. COLOR

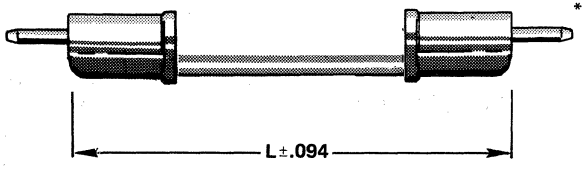

* = Standard, others to order

INSULATION AND WIRE COLOR CODED DASH Nos.	
-10*	Black
-11	Brown
-12*	Red
-13	Orange
-14	Yellow
-15	Green
-16*	Blue
-17	Violet
-18	Gray
-19	White

	MOLDED INSULATION	PIN BODY	JACK SPRING	WIRE	
				CONDUCTOR	INSULATION
MATERIAL	POLYPROPYLENE	BRASS	BERYLLIUM COPPER	COPPER	VINYL
FINISH	–	GOLD	GOLD	TINNED	–

.040 DIAMETER PINS - STACKABLE

795-2695-XX	2" LONG
795-2696-XX	4" LONG
795-2697-XX	6" LONG
795-2698-XX	8" LONG
795-2699-XX	12" LONG

BASIC PART NO. WIRE COLOR

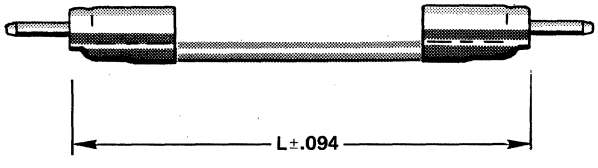

* = Standard, others to order

WIRE COLOR CODED DASH Nos.	
-10*	Black
-11	Brown
-12*	Red
-13	Orange
-14	Yellow
-15	Green
-16*	Blue
-17	Violet
-18	Gray
-19	White

	SHRINK FIT INSULATION	PIN BODY	JACK SPRING	WIRE	
				CONDUCTOR	INSULATION
MATERIAL	POLYOLEFIN PLASTIC	BRASS	BERYLLIUM COPPER	COPPER	VINYL
FINISH	–	GOLD	GOLD	TINNED	–

.025 DIAMETER PINS - STACKABLE

795-2751-XX	4" LONG
795-2752-XX	6" LONG
795-2753-XX	8" LONG

BASIC PART NO. WIRE COLOR

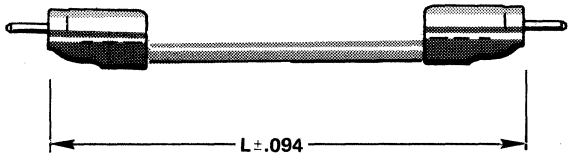

* = Standard, others to order

WIRE COLOR CODED DASH Nos.	
-10*	Black
-11	Brown
-12*	Red
-13	Orange
-14	Yellow
-15	Green
-16*	Blue
-17	Violet
-18	Gray
-19	White

	SHRINK FIT INSULATION	PIN BODY	JACK SPRING	WIRE	
				CONDUCTOR	INSULATION
MATERIAL	POLYOLEFIN PLASTIC	BRASS	BERYLLIUM COPPER	COPPER	TEFLON*
FINISH	–	GOLD	GOLD	–	–

.040 DIAMETER PINS

795-6006-XX	4" LONG
795-6007-XX	6" LONG
795-6008-XX	8" LONG
795-6009-XX	12" LONG

BASIC PART NO. WIRE COLOR

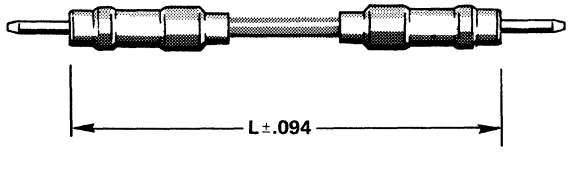

* = Standard, others to order

WIRE COLOR CODED DASH Nos.	
-10*	Black
-11	Brown
-12*	Red
-13	Orange
-14	Yellow
-15	Green
-16*	Blue
-17	Violet
-18	Gray
-19	White

	SHRINK FIT INSULATION	PIN BODY	WIRE	
			CONDUCTOR	INSULATION
MATERIAL	POLYOLEFIN PLASTIC	BRASS	COPPER	TEFLON*
FINISH	–	GOLD	PLATED	–

MANUFACTURED BY CONCORD® "THE COMPONENT PEOPLE"

*Teflon® is Du Pont's registered trademark.

30 GREAT JONES STREET
NEW YORK, N.Y. 10012
(212) 777-6571 • TWX 710-581-4930
FAX (212) 995-0161

MINI-CLIPS/BNC MALE

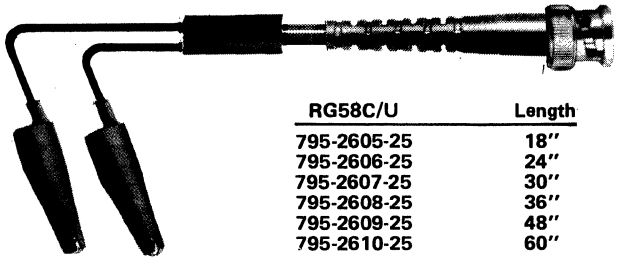

RG58C/U	Length
795-2605-25	18"
795-2606-25	24"
795-2607-25	30"
795-2608-25	36"
795-2609-25	48"
795-2610-25	60"

1st END – (2) Plated steel alligator clips with vinyl insulation, one red and one black.

CABLE – RG58C/U. Molded Y-insulation.

2nd END – Crimp BNC male. Plated brass body. Gold plated brass center contact. Black insulated flexible boot. 50 OHM impedance.

ALLIGATOR CLIPS/BNC MALE

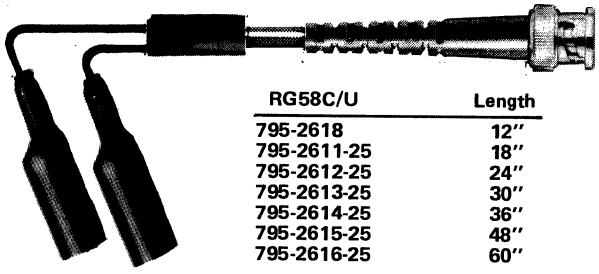

RG58C/U	Length
795-2618	12"
795-2611-25	18"
795-2612-25	24"
795-2613-25	30"
795-2614-25	36"
795-2615-25	48"
795-2616-25	60"

1st END – (2) plated steel alligator clips. Vinyl insulators, one red and one black.

CABLE – RG58C/U. Molded Y-insulation.

2nd END – Crimp BNC male. Plated brass body. Gold plated brass center contact. Black insulated flexible boot. 50 OHM impedance.

ALLIGATOR CLIPS/BNC MALE

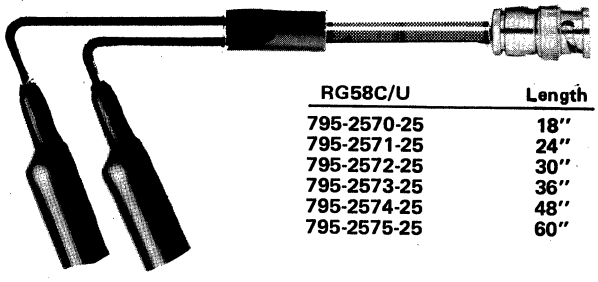

RG58C/U	Length
795-2570-25	18"
795-2571-25	24"
795-2572-25	30"
795-2573-25	36"
795-2574-25	48"
795-2575-25	60"

1st END – BNC male. Plated brass body. Gold plated brass center contact. 50 OHM impedance.

CABLE – Shielded coaxial, RG58C/U. Molded Y-insulation.

2nd END – Plated steel alligator clips. Vinyl insulators, one red and one black.

MINI ALLIGATOR CLIPS TO BNC MALE

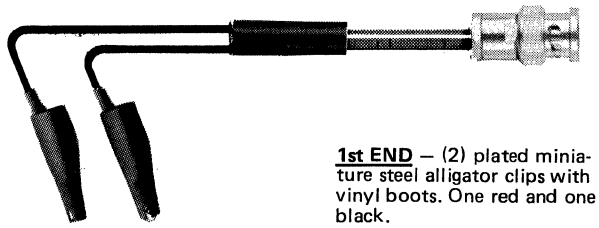

RG58C/U	Length
795-5320-25	18 Inches
795-5321-25	24 Inches
795-5322-25	30 Inches
795-5323-25	36 Inches
795-5324-25	48 Inches
795-5325-25	60 Inches

1st END – (2) plated miniature steel alligator clips with vinyl boots. One red and one black.

CABLE – Shielded coaxial, RG58C/U. molded Y-insulation.

2nd END – BNC male. Plated brass body. Gold plated brass center contact. 50 OHM impedance.

STACKING PIN TIPS TO BNC MALE



RG58C/U	Length
795-5355-25	18 Inches
795-5356-25	24 Inches
795-5357-25	36 Inches
795-5358-25	48 Inches
795-5359-25	60 Inches

1st END – (2) single stacking pin tip plugs. Gold plated brass pin body, gold plated beryllium copper socket. Polypropylene insulation. One red and one black.

CABLE – Shielded coaxial RG58C/U. Molded Y-insulation.

2nd END – BNC male. Plated brass body. Gold plated brass center contact pin. 50 OHM impedance.

DOUBLE BANANA PLUG/BNC MALE

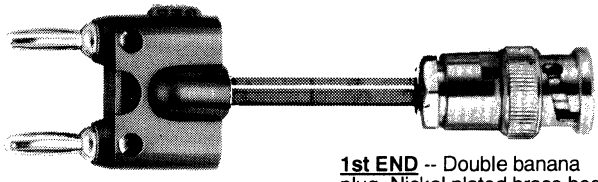

RG58C/U	Shielded Mic. Cable	Length
795-2580-25	795-3063-25	18"
795-2581-25	795-3064-25	24"
795-2582-25	795-3065-25	30"
795-2583-25	795-3066-25	36"
795-2584-25	795-3067-25	48"
795-2585-25	795-3068-25	60"

1st END -- Double banana plug. Nickel plated brass body. Nickel plated beryllium copper spring. Black polypropylene insulation.

CABLE – Shielded mic. cable RG58C/U

2nd END – BNC male. Plated brass body, gold plated brass center contact. Impedance 50 OHMS.

DOUBLE BANANA PLUG



2 Cond. Twisted Pair	RG58C/U	Length
795-5117	795-5122	12"
795-5118	795-5123	24"
795-5119	795-5124	36"
795-5120	795-5125	48"
795-2590-25	795-2591-25	60"

1st END -- Double banana plug. Nickel plated brass plug body. Nickel plated beryllium copper spring. Polypropylene insulation.

CABLE – Two conductor twisted pair, Rated at 300 VRMS or RG58C/U rated at 1400 VRMS.

30 GREAT JONES STREET
NEW YORK, N.Y. 10012-1115
(212) 777-6571 • 1-800-847-4162
FAX (212) 995-0161

STACKING PIN TIPS TO DOUBLE BANANA PLUG

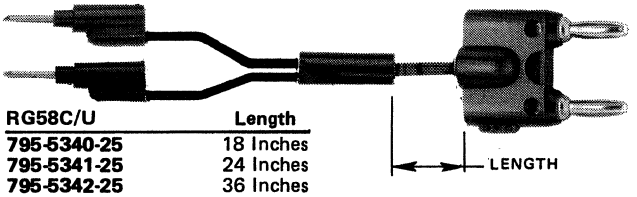

RG58C/U	Length
795-5340-25	18 Inches
795-5341-25	24 Inches
795-5342-25	36 Inches
795-5343-25	48 Inches
795-5344-25	60 Inches

1st END – (2) single stacking pin tip plugs. Plated brass pin, plated beryllium copper socket. Polyethylene insulation. One red and one black.

CABLE – RG58C/U, molded Y-insulation

2nd END – Double banana plug. Nickel plated brass bodies, nickel plated beryllium copper spring. Polypropylene insulation.

DOUBLE BANANA PLUG BOTH ENDS

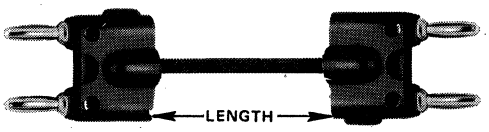

2 Cond. Twisted Pair	RG58C/U	RG59B/U	Length
795-5106	795-5100		12"
795-5111	795-5105	795-5112	18"
795-5107	795-5101	795-5113	24"
795-5108	795-5102	795-5114	36"
795-5109	795-5103	795-5115	48"
795-5110	795-5104	795-5116	60"

1st END -- Double banana plug. Nickel plated brass plug bodies, nickel plated beryllium copper spring. Polypropylene insulation.

CABLE – Two conductor twisted pair rated at 300 VRMS or RG58C/U rated at 1400 VRMS or RG59B/U rated at 1700 VRMS.

2nd END – Same as 1st end.

SINGLE PIN TIP PLUGS TO DOUBLE BANANA PLUG

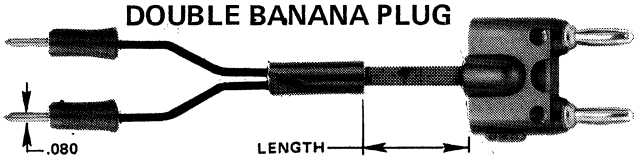

	Length
795-5350-25	36"
795-5351-25	48"
795-5352-25	60"

1st END – (2) pin tip plugs. Nickel plated brass tips. Butyrate insulation, one red and one black

CABLE – Two conductor twisted pair. Molded Y-insulation.

2nd END -- Double banana plug. Nickel plated brass plug bodies. Nickel plated beryllium copper spring. Polypropylene insulation.

MINI ALLIGATOR CLIPS TO DOUBLE BANANA PLUGS

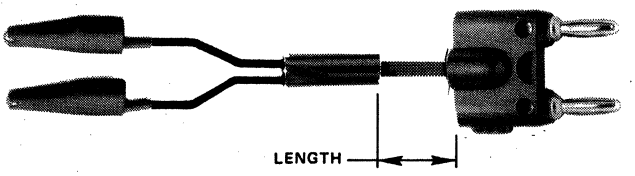

Two Cond. Twisted Pair	Shielded Coax. Cable	Length
795-5190-25	795-5196-25	18 Inches
795-5191-25	795-5197-25	24 Inches
795-5192-25	795-5198-25	30 Inches
795-5193-25	795-5199-25	36 Inches
795-5194-25	795-5206-25	48 Inches
795-5195-25	795-5207-25	60 Inches

1st END – (2) Plated miniature steel alligator clips with vinyl boots, one black and one red.

CABLE – Two conductor, twisted pair (.250 O.D.) or RG58C/U. Molded Y-insulation.

2nd END -- Double banana plug. Nickel plated brass plug bodies, nickel plated beryllium copper spring. Polypropylene insulation.

DOUBLE BANANA PLUG TO ALLIGATOR CLIPS

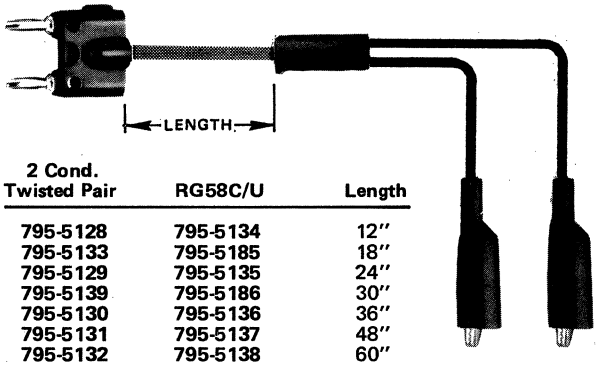

2 Cond. Twisted Pair	RG58C/U	Length
795-5128	795-5134	12"
795-5133	795-5185	18"
795-5129	795-5135	24"
795-5139	795-5186	30"
795-5130	795-5136	36"
795-5131	795-5137	48"
795-5132	795-5138	60"

1st END -- Double ended banana plug. Nickel plated brass plug bodies. Nickel plated beryllium copper spring. Polypropylene insulation.

CABLE – Two conductor twisted pair rated at 300 VRMS or RG58C/U rated at 1400 VRMS. Molded Y-insulation.

2nd END – (2) nickel plated steel alligator clips with vinyl boots, one red and one black.

STACKING BANANA PLUG/ DOUBLE BANANA PLUG



1st END – (2) single banana plugs. Nickel plated brass plug body. Nickel plated beryllium copper springs. Polypropylene insulation, one red and one black.

CABLE – Two conductor twisted pair. Molded Y-insulation.

2nd END -- Double banana plug. Nickel plated brass plug bodies. Nickel plated beryllium copper spring. Polypropylene insulation.

2 Cond. Twisted Pair	Length
795-5310-25	18"
795-5311-25	24"
795-5312-25	30"
795-5313-25	36"
795-5314-25	48"
795-5315-25	60"

CONCORD®

MAINTAINS LARGE INVENTORIES TO SHIP SAME DAY ON MOST PRODUCTS!

SAFETY HOOKS TO DOUBLE BANANA PLUG



Part No.	Length
795-5075-25	18"
795-5076-25	24"
795-5077-25	36"
795-5078-25	48"
795-5079-25	60"

1st END – (2) Safety hooks. Gold plated beryllium copper contact. Lexan insulation, one red and one black.

CABLE – Shielded coaxial, RG58C/U. Molded Y-insulation.

2nd END -- Double banana plug. Nickel plated brass plug body. Nickel plated beryllium copper spring. Polypropylene insulation.

SAFETY HOOKS TO BNC MALE



Part No.	Length
795-5070-25	18"
795-5071-25	24"
795-5072-25	36"
795-5073-25	48"
795-5074-25	60"

1st END – (2) Safety hooks. Gold plated beryllium copper contact. Lexan insulation, one red and one black.

CABLE – Shielded coaxial, RG58C/U. Molded Y-insulation

2nd END – BNC male. Plated brass body. Gold plated brass center contact.

SPECIFY – CONCORD® "THE COMPONENT PEOPLE"

30 GREAT JONES STREET
NEW YORK, N.Y. 10012-1115
(212) 777-6571 • FAX (212) 995-0161

CABLE ASSEMBLIES

SINGLE STACKING BANANA PLUGS EACH END

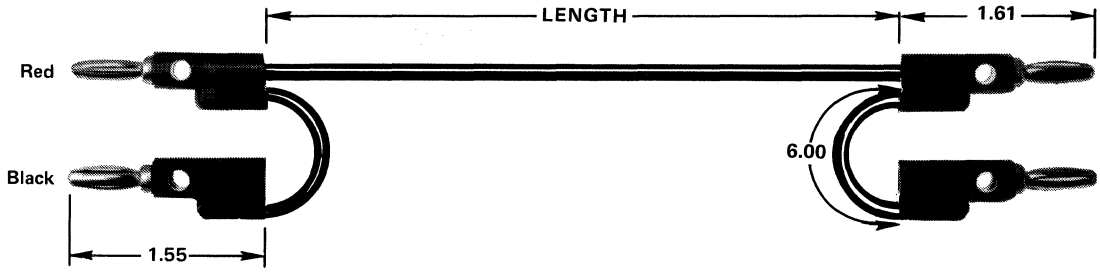

Part No.	Length
795-5376-25	24"
795-5377-25	36"
795-5378-25	48"
795-5379-25	60"

1st END – (2) single banana plugs. Nickel plated brass plug body. Nickle plated beryllium copper springs. Polypropylene insulation, one red and one black.

CABLE – RG58C/U (.195) O.D.

RATING – 1400 VRMS

2nd End – (2) single banana plugs. Nickel plated brass plug body. Nickel plated beryllium copper springs. Polypropylene insulation, one red and one black

SINGLE STACKING BANANA PLUGS TO BNC MALE

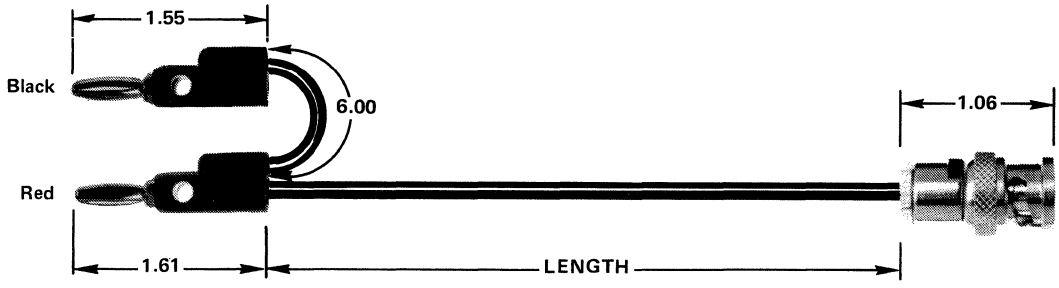

Part No.	Length
795-5410-25	18"
795-5411-25	24"
795-5412-25	36"
795-5413-25	48"

1st END – Double banana plugs. Nickel plated brass body. Nickel plated beryllium copper spring. Polypropylene insulation.

CABLE – Shielded coaxial, RG58C/U. Molded

2nd END – BNC male. Plated brass body. Gold plated brass center contact.

SAFETY HOOKS TO BNC MALE

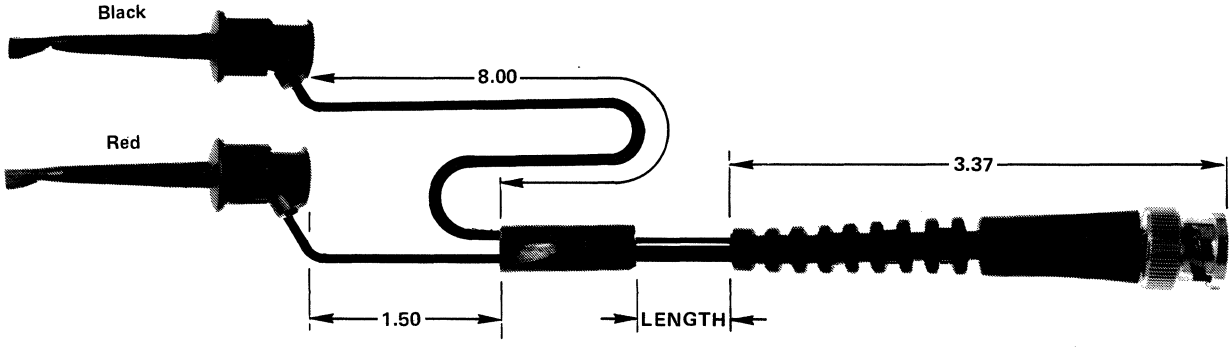

RG58C/U Part No.	Length
795-5400-25	24"
795-5401-25	36"
795-5402-25	48"
795-5403-25	60"

RG174/U Part No.	Length
795-5405-25	24"
795-5406-25	36"
795-5407-25	48"
795-5408-25	60"

1st END – Safety hook Clip. Contact, beryllium copper, gold plated. Insulation, Polycarbonate. One black and one red.

CABLE – Shielded coaxial, RG58C/U. Molded Y-insulation

CABLE – Shielded coaxial RG 174/U. Y-Mold insulation; PVC, black

2nd END – BNC male. Plated brass body. Gold plated brass center contact.

SPECIFY – CONCORD® "THE COMPONENT PEOPLE"

30 GREAT JONES STREET
NEW YORK, N.Y. 10012-1115
(212) 777-6571 • 1-800-847-4162
FAX (212) 995-0161

BNC MALE/MALE

RG58C/U	RG59B/U	RG174/U	RG62A/U	Length
795-2500-25	795-2510-25	795-2516-25	795-2521-25	12"
795-2501-25	795-2511-25	795-2517-25	795-2522-25	24"
795-2502-25	795-2512-25	795-2518-25	795-2523-25	36"
795-2503-25	795-2513-25	795-2519-25	795-2524-25	48"
795-2504-25	795-2514-25	795-2520-25	795-2525-25	60"
795-2505-25	795-2515-25			72"
795-2506-25				120"
795-2507-25				180"

1st END – Crimp BNC male. Plated brass body. Gold plated brass center contact. Black PVC boot, 50 OHM impedance.

CABLE – RG58C/U (50 OHM) RG59 B/U (75 OHM), RG174/U (50 OHM), RG62A/U (93 OHM).

2nd END – Same as first.

BNC MALE/FEMALE

RG58C/U	RG59B/U	Length
795-2536-25	795-2556-25	12"
795-2537-25		24"
795-2538-25		36"
795-2539-25		48"
795-2540-25		60"

1st END – Crimp BNC male. Plated brass body. Gold plated brass center contact. Black insulated flexible boot. 50 OHMS impedance.

2nd END – Crimp BNC female. Plated brass body. Gold plated beryllium copper center contact. Black insulated flexible boot.

CABLE – RG58C/U.

BNC FEMALE/FEMALE

RG58C/U	Length
795-2541-25	12"
795-2542-25	24"
795-2543-25	36"
795-2544-25	48"
795-2545-25	60"

1st END – Crimp BNC female. Plated brass body. Gold plated beryllium copper center contact. Black insulated flexible boot.

CABLE – RG58C/U

2nd END – Same as 1st end.

BNC MALE, ONE END



RG58C/U	Length
795-2634-25	60"

1st END – Crimp BNC male. Plated brass body. Gold plated brass center contact. Black insulated flexible boot. 50 OHM impedance.

CABLE – RG58C/U, black

RIGHT ANGLE BNC MALE/MALE

RG58C/U	Length
795-2530-25	12"
795-2531-25	24"
795-2532-25	36"
795-2533-25	48"
795-2534-25	60"

1st END – Crimp BNC male, right angle. Plated brass body. Gold plated brass center contact. Black PVC boot. 50 OHM impedance.

CABLE – RG58C/U

2nd END – Same as 1st end.

UHF MALE/BNC MALE

RG58C/U	Length
795-2546-25	18"
795-2547-25	24"
795-2548-25	36"
795-2549-25	48"
795-2550-25	60"

1st END – Crimp UHF male. Plated brass body. Gold plated brass center contact. Black insulated flexible boot. Non-constant impedance.

2nd END – Crimp BNC male. Plated brass body. Gold plated brass center contact. Black insulated flexible boot. 50 OHM impedance.

CABLE – RG58C/U

UHF MALE/MALE

RG58C/U	Length
795-2551-25	18"
795-2552-25	24"
795-2553-25	36"
795-2554-25	48"
795-2555-25	60"

1st END – Crimp UHF male. Plated brass body. Gold plated brass center contact. Black insulated flexible boot. Non-constant impedance.

CABLE – RG58C/U

2nd END – Same as 1st end.

DOUBLE BANANA PLUG/BNC MALE

RG58C/U	Length
795-2600-25	18"
795-2601-25	24"
795-2602-25	36"
795-2603-25	48"
795-2604-25	60"

1st END -- Double banana plug. Nickel plated brass body. Nickel plated beryllium copper spring. Black polypropylene insulation.

CABLE – RG58C/U

2nd END – Crimp BNC male. Plated brass body. Gold plated brass center contact. Black insulated flexible boot. 50 OHM impedance.

30 GREAT JONES STREET
NEW YORK, N.Y. 10012-1115
(212) 777-6571 • 1-800-847-4162
FAX (212) 995-0161

CABLE ASSEMBLIES

BNC MALE/MALE

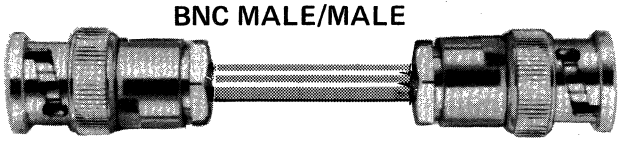

Shielded Mic.	RG58C/U	RG59B/U	RG62A/U	Length
795-5220-25	795-2560-25	795-5200-25	795-5210-25	18"
795-5221-25	795-2561-25	795-5201-25	795-5211-25	24"
795-5222-25	795-2562-25	795-5202-25	795-5212-25	30"
795-5223-25	795-2563-25	795-5203-25	795-5213-25	36"
795-5224-25	795-2564-25	795-5204-25	795-5214-25	48"
795-5225-25	795-2565-25	795-5205-25	795-5215-25	60"

1st END – BNC male. Plated brass body. Gold plated brass center contact.

CABLE – Shielded Mic. 50 OHMS; RG58C/U, 50 OHMS; RG59B/U, 75 OHMS; RG62A/U, 93 OHMS.

2nd END – Same as 1st end.

TNC MALE/TNC MALE

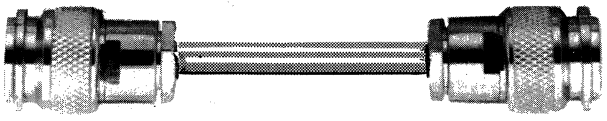

RG58C/U	Length
795-5299-25	12"
795-5285-25	18"
795-5286-25	24"
795-5287-25	36"
795-5288-25	48"
795-5289-25	60"

1st END – TNC male. Plated brass body. Gold plated brass center contact. 50 OHM impedance.

CABLE – RG58C/U

2nd END – Same as 1st end.

BNC MALE/FEMALE

RG58C/U	Length
795-3031-25	12"
795-3032-25	24"
795-3033-25	36"
795-3034-25	48"
795-3035-25	60"

1st END – BNC male. Plated brass body. Gold plated brass center contact. 50 OHM impedance.

CABLE – RG58C/U.

2nd END – BNC female. Plated brass body. Gold plated beryllium copper center contact. 50 OHM impedance.

BNC MALE ONE END ONLY

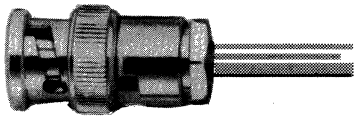

RG58C/U	RG59B/U	Length
795-5230-25	795-5235-25	12"
795-5231-25	795-5236-25	24"
795-5232-25	795-5237-25	36"
795-5233-25	795-5238-25	48"
795-5234-25	795-5239-25	60"

1st END – BNC male. Plated brass body. Gold plated brass center contact. 50 OHM impedance.

CABLE – RG58C/U.

BNC FEMALE/FEMALE

RG58C/U	Length
795-3021-25	12"
795-3022-25	24"
795-3023-25	36"
795-3024-25	48"
795-3025-25	60"

1st END – BNC female. Plated brass body. Gold Plated beryllium copper contact. 50 OHM impedance.

CABLE – RG58C/U.

2nd END – Same as 1st end.

SMA MALE/BNC MALE

RG316/U	Length
795-5295-25	24"
795-5296-25	48"
795-5297-25	60"

1st END – Crimp SMA male. Passivated steel shell. Gold plated center contact.

2nd END – BNC male. Plated brass body. Gold plated brass center contact.

CABLE – RG316/U.

BNC MALE/TNC MALE

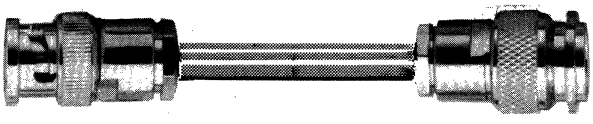

RG58C/U	Length
795-5245-25	12"
795-5246-25	24"
795-5247-25	36"
795-5248-25	48"
795-5249-25	60"

1st END – BNC male. Plated brass body. Gold plated brass center contact. 50 OHM impedance.

2nd END – TNC male. Plated brass body. Gold plated brass center contact. 50 OHM impedance.

CABLE – RG58C/U.

BNC MALE TO RIGHT ANGLE BNC MALE

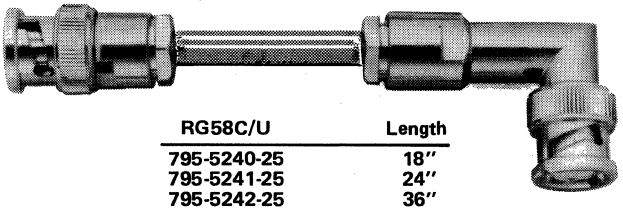

RG58C/U	Length
795-5240-25	18"
795-5241-25	24"
795-5242-25	36"
795-5243-25	48"
795-5244-25	60"

1st END – BNC male. Plated brass body. Gold plated brass center contact. 50 OHM impedance.

2nd END – Right angle BNC male. Plated brass body. Gold plated brass center contact. 50 OHM impedance.

CABLE – RG58C/U.

30 GREAT JONES STREET
NEW YORK, N.Y. 10012-1115
(212) 777-6571 • 1-800-847-4162
FAX (212) 995-0161

CABLE ASSEMBLIES

BNC MALE TO TYPE "N" MALE

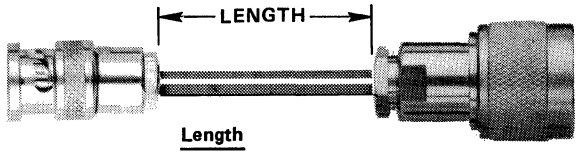

	Length
795-5250-25	24"
795-5251-25	36"
795-5252-25	48"

CABLE – Shielded coaxial, RG58C/U.

1st END – BNC male, plated brass body. Gold plated brass plated center contact.

2nd END – Type "N" male, plated brass body. Gold plated brass center contact.

TYPE "N" MALE EACH END

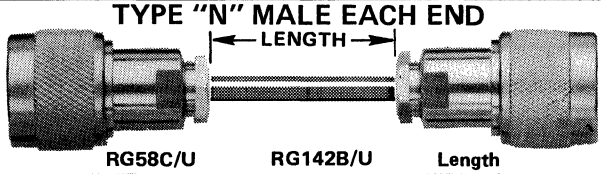

RG58C/U	RG142B/U	Length
795-5265-25	795-5270-25	24"
795-5266-25	795-5271-25	36"
795-5267-25	795-5272-25	48"
795-5268-25	795-5273-25	60"

1st END – Type "N" male, plated brass body. Gold plated brass center contact.

CABLE – Shielded coax, RG58C/U or RG142B/U.

2nd END – Same as 1st end.

TYPE "N" MALE EACH END

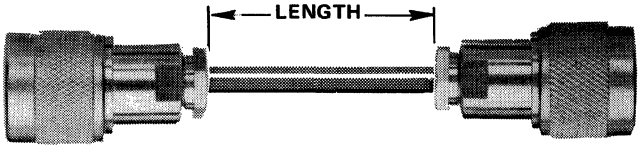

RG213/U	RG214/U	Length
795-5255-25	795-5260-25	18"
795-5256-25	795-5261-25	24"
795-5257-25	795-5262-25	36"
795-5258-25	795-5263-25	48"
795-5259-25	795-5264-25	60"

CABLE – Shielded coax, RG213/U or RG214/U

2nd END – Same as 1st end.

1st END – Type "N" male, plated brass body. Gold plated brass center contact.

TYPE "N" MALE TO "N" FEMALE

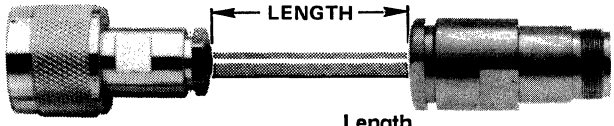

	Length
795-5280-25	18"
795-5281-25	24"
795-5282-25	36"
795-5283-25	48"
795-5284-25	60"

1st END — Type "N" male, plated brass body. Gold plated brass center contact.

Cable — RG214/U

2nd END — BNC female. Plated brass body. Gold plated beryllium copper center contact.

MICROWAVE CABLE ASSEMBLIES

SPECIFICATIONS

Connectors: Gold Plated Center Conductor. Stainless Steel Shells

Cable: RG174/U Coaxial Cable – 50 Ohm .100 O.D. .45 dB/FT. @ 1.0 GHz Max. Loss Temperature 85°C (185°F) Max.

RG316/U Coaxial Cable – 50 Ohm .098 O.D. .56 dB/FT. @ 3 GHz Max. Temperature 200°C (392°F) Max.

RG142B/U Coaxial Cable – 50 Ohm .195 O.D. 67 dB/FT. @ 12.4 GHz Temperature 200°C (392°F) Max.

SMA MALE BOTH ENDS

RG174/U	RG316/U	RG142B/U	LENGTH
795-5140-25	795-5143-25	795-5146-25	24"
795-5141-25	795-5144-25	795-5147-25	48"
795-5142-25	795-5145-25	795-5148-25	60"

SMA MALE TO SMA FEMALE

RG174/U	RG316/U	RG142B/U	LENGTH
795-5160-25	795-5163-25	795-5166-25	24"
795-5161-25	795-5164-25	795-5167-25	48"
795-5162-25	795-5165-25	795-5168-25	60"

RIGHT ANGLE SMA MALE BOTH ENDS



RG174/U	RG316/U	RG142B/U	LENGTH
795-5150-25	795-5153-25	795-5156-25	24"
795-5151-25	795-5154-25	795-5157-25	48"
795-5152-25	795-5155-25	795-5158-25	60"

SMA MALE TO RIGHT ANGLE SMA MALE

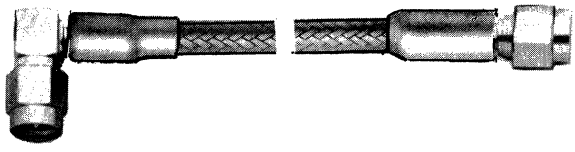

RG174/U	RG316/U	RG142B/U	LENGTH
795-5170-25	795-5173-25	795-5176-25	24"
795-5171-25	795-5174-25	795-5177-25	48"
795-5172-25	795-5175-25	795-5178-25	60"

SMA MALE TO TYPE "N" MALE

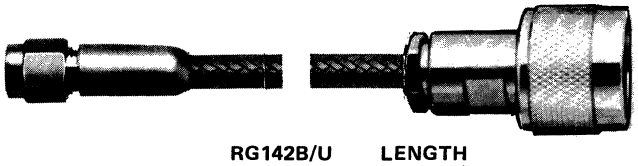

RG142B/U	LENGTH
795-5180-25	12"
795-5181-25	24"
795-5182-25	36"
795-5183-25	48"
795-5184-25	60"

30 GREAT JONES STREET
NEW YORK, N.Y. 10012-1115
(212) 777-6571 • 1-800-847-4162
FAX (212) 995-0161

MULTIMETER TEST LEAD

795-2690-XX-25
795-2691-XX-25
795-2692-XX-25
795-2693-XX-25
Color

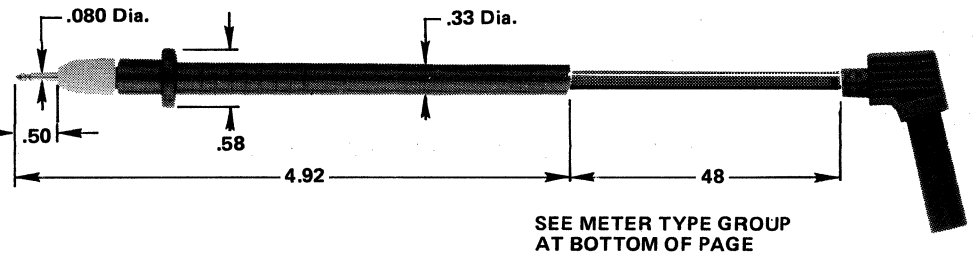

SEE METER TYPE GROUP AT BOTTOM OF PAGE

1st END – Nylon insulated miniature test probe. Nickel plated brass tip.

WIRE – #18 AWG, tinned, PVC insulated.

PART NO.	COLOR	TYPE	2ND END DESCRIPTION
795-2691-10-25	BLACK	I	SHEATHED BANANA JACK. NICKEL PLATED BRASS.
795-2691-12-25	RED		
795-2692-10-25	BLACK	II	
795-2692-12-25	RED		
795-2690-10-25	BLACK	III	SHEATHED BANANA PLUG. NICKEL PLATED BRASS BODY. NICKEL PLATED BERYLLIUM COPPER SPRING.
795-2690-12-25	RED		
795-2693-10-25	BLACK	IV	
795-2693-12-25	RED		

MULTIMETER TEST LEAD, EXTENDABLE TIP PROBE

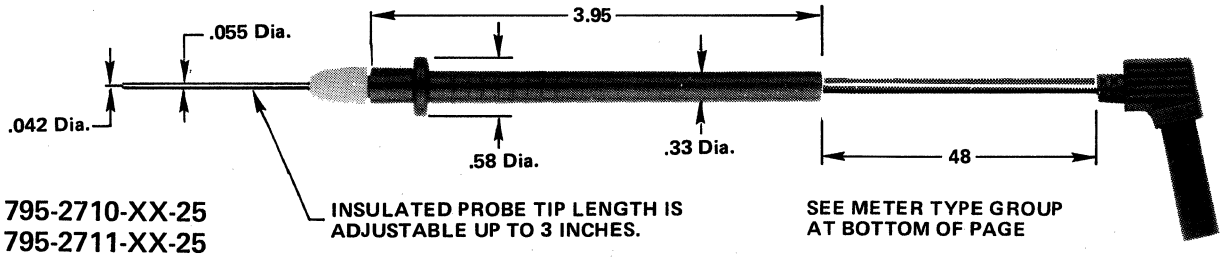

INSULATED PROBE TIP LENGTH IS ADJUSTABLE UP TO 3 INCHES.

SEE METER TYPE GROUP AT BOTTOM OF PAGE

795-2710-XX-25
795-2711-XX-25
795-2712-XX-25
795-2713-XX-25
Color

1st END – Nylon insulated miniature test probe with extendable tip. Tip is Kynar insulated stainless steel.

WIRE – #18 AWG, tinned, PVC insulated.

PART NO.	COLOR	TYPE	2ND END DESCRIPTION
795-2711-10-25	BLACK	I	POLYPROPYLENE SHEATHED BANANA JACK. NICKEL PLATED BRASS.
795-2711-12-25	RED		
795-2712-10-25	BLACK	II	
795-2712-12-25	RED		
795-2710-10-25	BLACK	III	POLYPROPYLENE SHEATHED BANANA PLUG. NICKEL PLATED BRASS BODY. NICKEL PLATED BERYLLIUM COPPER SPRING.
795-2710-12-25	RED		
795-2713-10-25	BLACK	IV	
795-2713-12-25	RED		

TYPE	INSTRUMENTS GROUPED BY COMPATIBLE TEST LEAD TYPE
I	**Simpson Model Nos.:** 260 series, 7, 270-5, 360-3, 460-5, 461, 461-2, 461-2R, 462, 463, 464-3, 467, 467E, 467dB, 470 and 474.
II	**Triplett Model Nos.:** 60 Type 2, 60-A, 60AC, 60NA Type 2, 64, 630 Type 4 and 630A Type 4.
III	**Beckman Model Nos.:** 3000, 3010, 3010UL, 3020, 3020B, 3030, Tech 300, Tech 310, Tech 310UL, Tech 320B, Tech 330 (shipped before August 1, 1983; Serial Numbers: 0XXXXXXX, 1XXXXXXX, 2XXXXXXX, 8XXXXXXX, 9XXXXXXX and 301XXXXX thru 307XXXXX). **Most Amprobe Models**
IV	**Beckman Model Nos.:** 3000, 3010, 3020, 3020B, 3030, Tech 300, Tech 310, Tech 320B, Tech 330 (shipped after August 1, 1983; Serial Numbers 308XXXXX thru 312XXXXX, 4XXXXXXX and 5XXXXXXX) 310B, 310T, 320, 350, 360, 4410, HD10, HD110, HD110T, HD130, HD140, DM40, DM45 and DM50. **Fluke Model Nos.:** 8025A, 25, 27, 73, 75, 77, 8020B, 8021B, 8022B, 8024B, 8026B, 8050A, 8060A, 8062A and 8840A. **Most B&K Models**

30 GREAT JONES STREET
NEW YORK, N.Y. 10012-1115
(212) 777-6571 • FAX (212) 995-0161

MULTIMETER TEST LEAD KIT

795-2740-25
795-2741-25
795-2742-25
795-2743-25

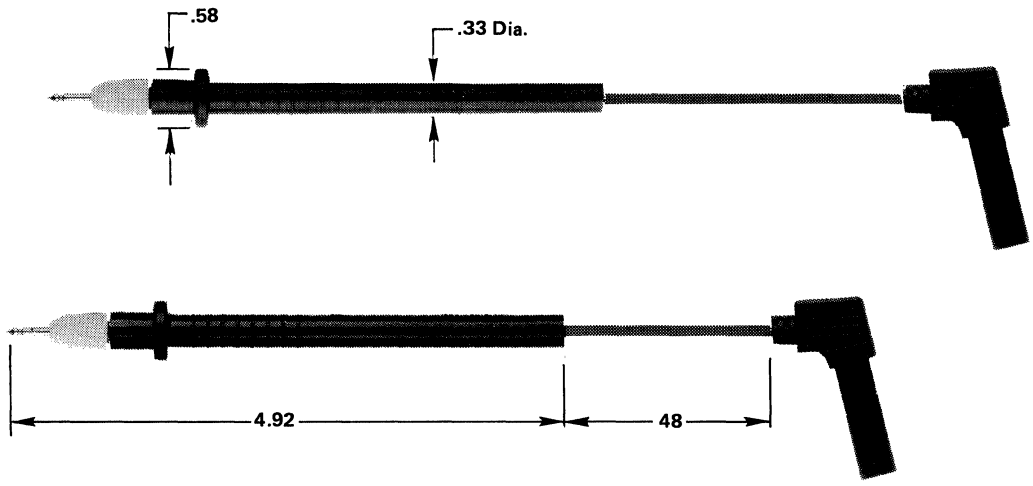

EACH KIT CONSISTS OF A PAIR OF TEST LEADS, ONE BLACK AND ONE RED.

SEE BOTTOM OF PAGE 26.01
FOR METER TYPE GROUP

1st END – Nylon insulated miniature test probe. Nickel plated brass tip.

WIRE – #18 AWG, tinned, PVC insulated.

PART NO.	TYPE	DESCRIPTION
795-2740-25	I	POLYPROPYLENE SHEATHED BANANA JACK. NICKEL PLATED BRASS.
795-2741-25	II	
795-2742-25	III	POLYPROPYLENE SHEATHED BANANA PLUG. NICKEL PLATED BRASS BODY. NICKEL PLATED BERYLLIUM COPPER SPRING.
795-2743-25	IV	

MULTIMETER TEST LEAD WITH SAFETY-HOOK

795-2730-XX-25
795-2731-XX-25
795-2732-XX-25
795-2733-XX-25
└Color

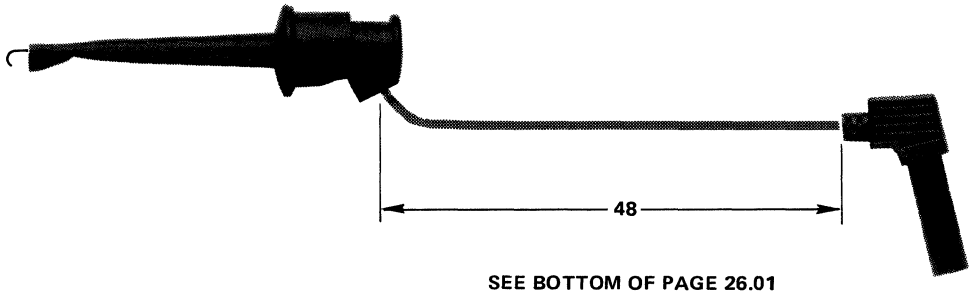

SEE BOTTOM OF PAGE 26.01
FOR METER TYPE GROUP

1st END – Safety hook. Gold plated beryllium copper contact. Lexan insulation.

WIRE – #18 AWG, tinned, PVC insulation.

PART NO.	COLOR	TYPE	2nd END DESCRIPTION
795-2730-10-25	BLACK	I	POLYPROPYLENE SHEATHED BANANA JACK. NICKEL PLATED BRASS.
795-2730-12-25	RED		
795-2731-10-25	BLACK	II	
795-2731-12-25	RED		
795-2732-10-25	BLACK	III	POLYPROPYLENE SHEATHED BANANA PLUG. NICKEL PLATED BRASS BODY. NICKEL PLATED BERYLLIUM COPPER SPRING.
795-2732-12-25	RED		
795-2733-10-25	BLACK	IV	
795-2733-12-25	RED		

30 GREAT JONES STREET
NEW YORK, N.Y. 10012-1115
(212) 777-6571 • FAX (212) 995-0161

MINIATURE TEST PROBE TO BANANA PLUG

795-2668-10-25 Black
795-2668-12-25 Red

Specify Color

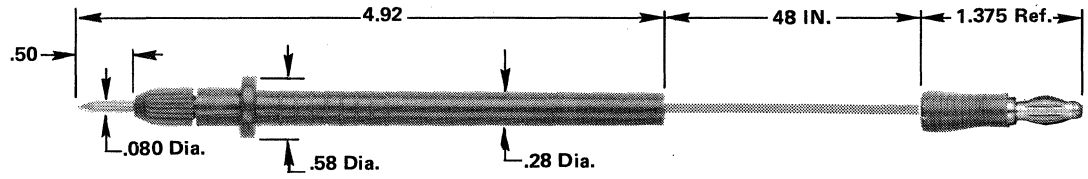

1st END – Nylon insulated miniature test probe. Nickel plated brass chuck. Replaceable stainless steel needle tip.

WIRE – 20 AWG, tinned, PVC insulated.

2nd END – Banana plug. Nickel plated brass body. Nickel plated beryllium copper spring. ABS insulation.

MINIATURE TEST PROBE TO MINIATURE BANANA PLUG

795-2670-10-25 Black
795-2670-12-25 Red

Specify Color

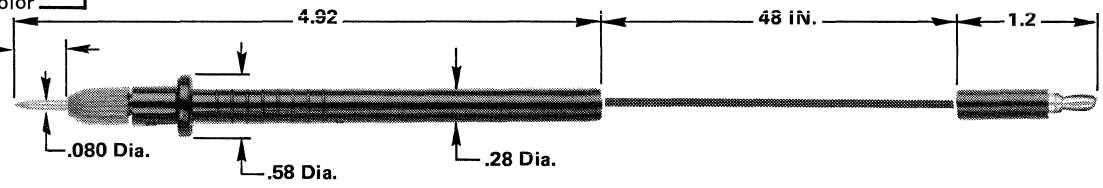

1st END – Nylon insulated miniature test probe. Nickel plated brass chuck. Replaceable stainless steel tip.

WIRE – 20 AWG, tinned, PVC insulated.

2nd END – Miniature banana plug. Gold plated brass body. Gold plated beryllium copper spring. ABS insulation.

MINIATURE TEST PROBE TO IN-LINE BANANA JACK

795-2672-10-25 Black
795-2672-12-25 Red

Specify Color

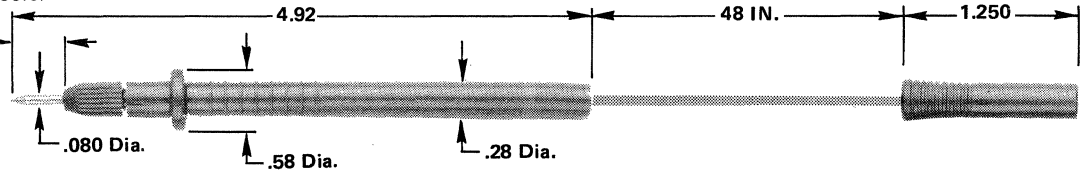

1st END – Nylon insulated miniature test probe. Nickel plated brass chuck. Replaceable stainless steel tip.

WIRE – 20 AWG, tinned, PVC insulated.

2nd END – In line banana jack. Nickel plated brass. ABS insulation.

MINIATURE TEST PROBE TO 40° ANGLE BANANA PLUG

795-2674-10-25 Black
795-2674-12-25 Red

Specify Color

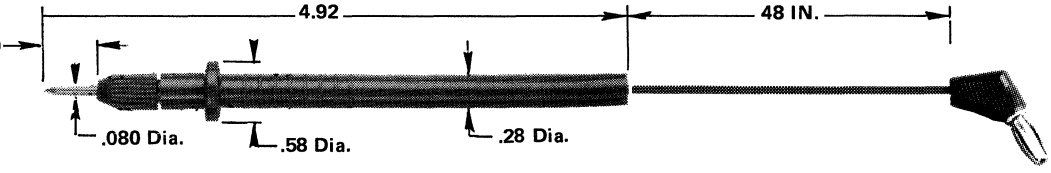

1st END – Nylon insulated miniature test probe. Nickel plated brass chuck. Replaceable stainless steel tip.

WIRE – 20 AWG, tinned, PVC insulated.

2nd END – 40° angled standard banana plug. Nickel plated brass body. Nickel plated beryllium copper spring. Polypropylene insulation.

30 GREAT JONES STREET
NEW YORK, N.Y. 10012-1115
(212) 777-6571 • FAX (212) 995-0161

TEST PROBE KIT - MINIATURE PROBE TO STACKING BANANA PLUG

795-2658-25 WITH ACCESSORIES INCLUDED
795-2660-25

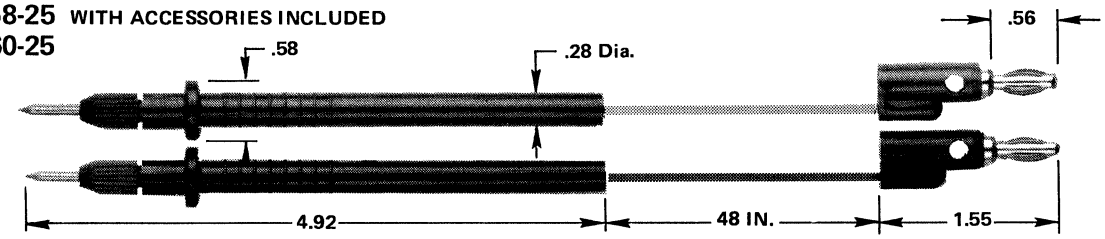

1st END – Nylon insulated miniature test probe. Nickel plated brass chuck. Replaceable stainless steel needle tip.

WIRE – 20 AWG, tinned, PVC insulated.

2nd END – Cross patch/stacking standard banana plug. Nickel plated brass body. Nickel plated beryllium copper spring. Polypropylene insulation.

INCLUDED ACCESSORIES (with 795-2658):

Alligator clip with .080 jack. Vinyl insulation. Two supplied (one red & one black)

Stainless steel needle tip.

MINIATURE TEST PROBE TO STACKING BANANA PLUG

795-2662-10-25 Black
795-2662-12-25 Red

Specify Color

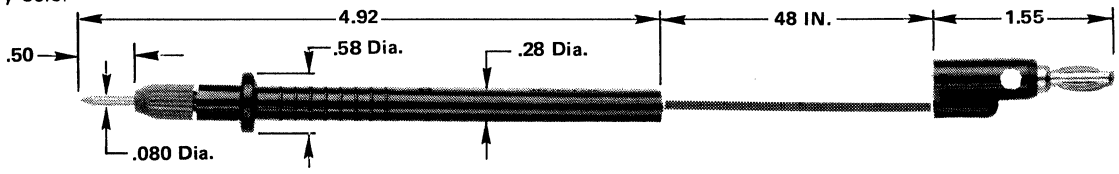

1st END – Nylon insulated miniature test probe. Nickel plated brass chuck. Replaceable stainless steel needle tip.

WIRE – 20 AWG, tinned, PVC insulated.

2nd END – Cross patch/stacking standard banana plug. Nickel plated brass body. Nickel plated beryllium copper spring. Polypropylene insulation.

MINIATURE TEST PROBE TO .080 PIN TIP PLUG

795-2664-10-25 Black
795-2664-12-25 Red

Specify Color

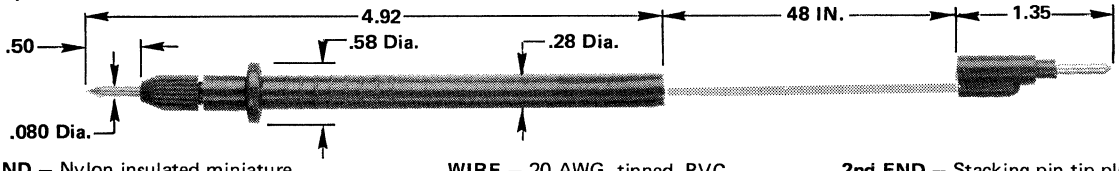

1st END – Nylon insulated miniature test probe. Nickel plated brass chuck. Replaceable stainless steel needle tip.

WIRE – 20 AWG, tinned, PVC insulated

2nd END – Stacking pin tip plug. Gold plated brass body. Gold plated beryllium copper socket. Polypropylene insulation.

MINIATURE TEST PROBE TO RETRACTABLE SHEATH BANANA PLUG

795-2666-10-25 Black
795-2666-12-25 Red

Specify Color

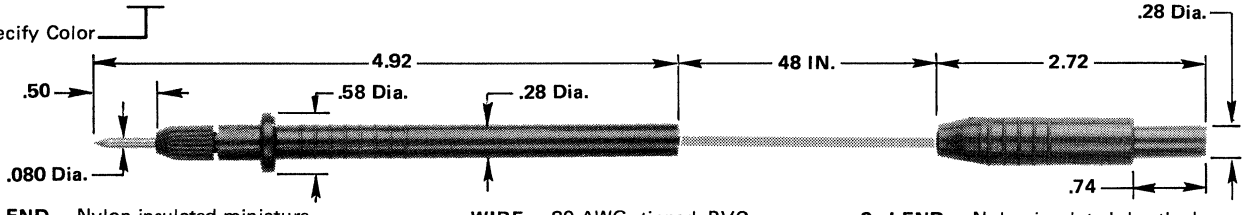

1st END – Nylon insulated miniature test probe. Nickel plated brass chuck. Replaceable stainless steel needle tip.

WIRE – 20 AWG, tinned, PVC insulated.

2nd END – Nylon insulated sheathed banana plug. Nickel plated brass body. Nickel plated beryllium copper spring.

30 GREAT JONES STREET
NEW YORK, N.Y. 10012
(212) 777-6571 • TWX 710-581-4930
FAX (212) 995-0161

MINIATURE TEST PROBES

EXTENDABLE TIP PROBE TO STACKING BANANA PLUG

795-2678-10-25 Black
795-2678-12-25 Red

Specify Color

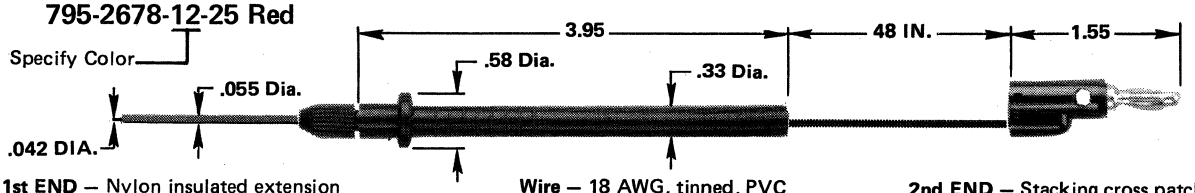

1st END – Nylon insulated extension probe. Brass collet with nylon chuck nut. Kynar insulated stainless steel tip. (Insulated tip extends to 3".)

Wire – 18 AWG, tinned, PVC insulated.

2nd END – Stacking cross patch standard banana plug. Nickel plated brass body. Nickel plated beryllium copper spring. Polypropylene insulation.

EXTENDABLE TIP PROBE TO RETRACTABLE SHEATH BANANA PLUG

795-2680-10-25 Black
795-2680-12-25 Red

Specify Color

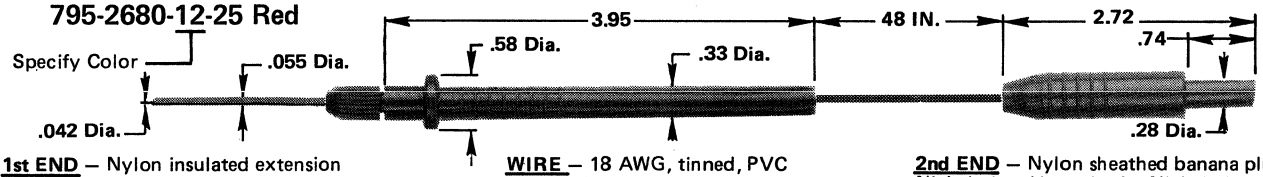

1st END – Nylon insulated extension probe. Brass collet with nylon chuck nut. Kynar insulated stainless steel tip. (Insulated tip extends to 3".)

WIRE – 18 AWG, tinned, PVC insulated.

2nd END – Nylon sheathed banana plug. Nickel plated brass body. Nickel plated beryllium copper spring.

EXTENDABLE TIP PROBE TO .080 DIAMETER TIP PLUG

795-2682-10-25 Black
795-2682-12-25 Red

Specify Color

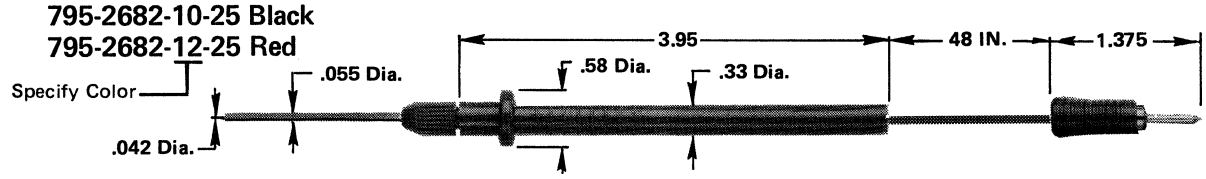

1st END – Nylon insulated extension probe. Brass collet with nylon chuck nut. Kynar insulated stainless steel tip. (Insulated tip extends to 3".)

WIRE – 18 AWG, tinned, PVC insulated.

2nd END – Nickel plated brass pin tip plug. ABS insulation.

FINE TIP TEST PROBE TO BANANA PLUG

795-2725-10-25 Black
795-2725-12-25 Red

Specify Color

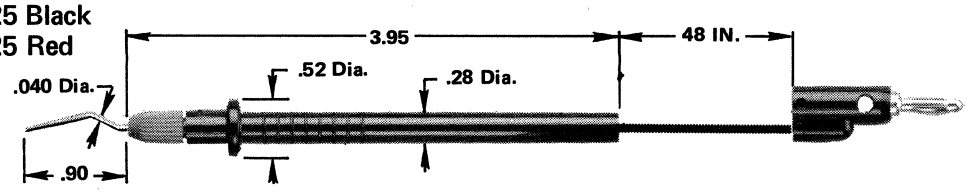

1st END – Fine tip test probe. Nickel plated brass chuck. Replaceable stainless steel fine tip. Nylon insulation.

WIRE – 20 AWG, tinned, PVC insulation.

2nd END – Cross patch/stackable standard banana plug. Nickel plated brass body. Nickel plated beryllium copper spring. Polypropylene insulation.

NEEDLE TIP REPLACEMENT FOR TEST PROBES

795-2684-25

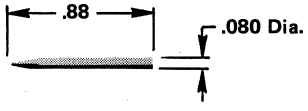

TIP MATERIAL: Stainless Steel

MICRO TIP REPLACEMENT FOR TEST PROBES

795-2685-25

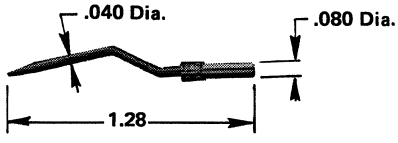

TIP MATERIAL: Stainless Steel

TEST LEAD SETS

"DESIGNED FOR SAFETY"

SPECIFICATIONS

Prod and Safety Meter Inputs: KJB-ABS (94-V-0)
Handles: Molded Nylon & Butyrate
Tip: Insulation Piercing, Radial Notched for Wire Buss Layover Brass Nickel Plate with 8-32 thread for adaptors

Banana Plug: Brass Body, Beryllium Copper Spring, Nickel Plated, Standard 15 Amps, Miniature 10 Amps
Banana Jack: Brass-Nickel Plated, Standard 15 Amps, Miniature 10 Amps
Wire: #18 Awg Rubber Insulated 1000V Approx. 48" Long

SUPPLIED IN PAIRS, ONE RED AND ONE BLACK

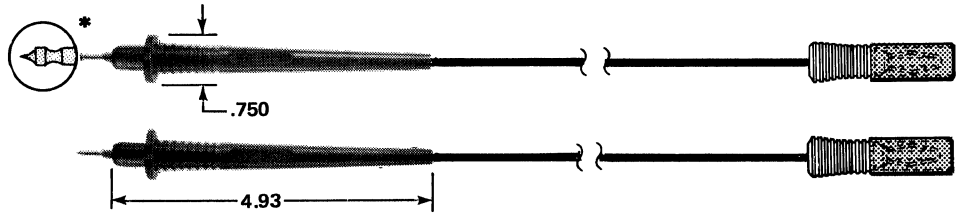

STANDARD SAFETY SHROUDED BANANA PLUG
795-4060



SPECIAL BANANA JACK FOR SIMPSON METER MODEL 260, SERIES 7
795-4070

CONVENTIONAL INPUTS

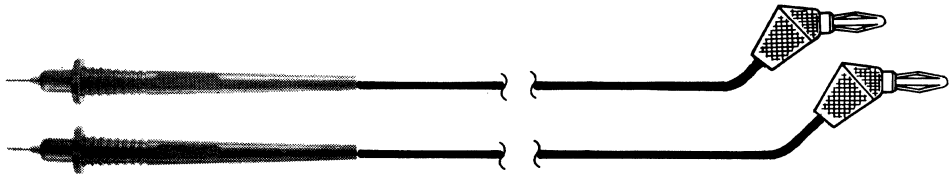

40° STANDARD BANANA PLUG
795-4065

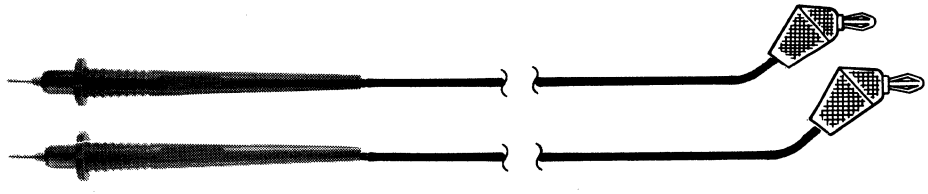

40° MINIATURE BANANA PLUG
795-4066

*Tip accepts screw-on Alligator Clip Adapters (8-32 Thread)

795-4010 and 795-4012

795-4010
STANDARD

795-4012
MINIATURE

MANUFACTURED BY CONCORD® "THE COMPONENT PEOPLE"

30 GREAT JONES STREET
NEW YORK, N.Y. 10012-1115
(212) 777-6571 • 1-800-847-4162
FAX (212) 995-0161

TEST LEAD KITS

"UNIVERSAL" KIT
01-5500

This kit offers maximum versatility and interchangeability. Leads are supplied in pairs, one red and one black. #18 Awg Rubber Insulated 48" long.

Kit features a KJB-ABS (94V-0) molded prod handle, 12 screw in interchangeable accessories, and a specially designed durable vinyl tool pouch.

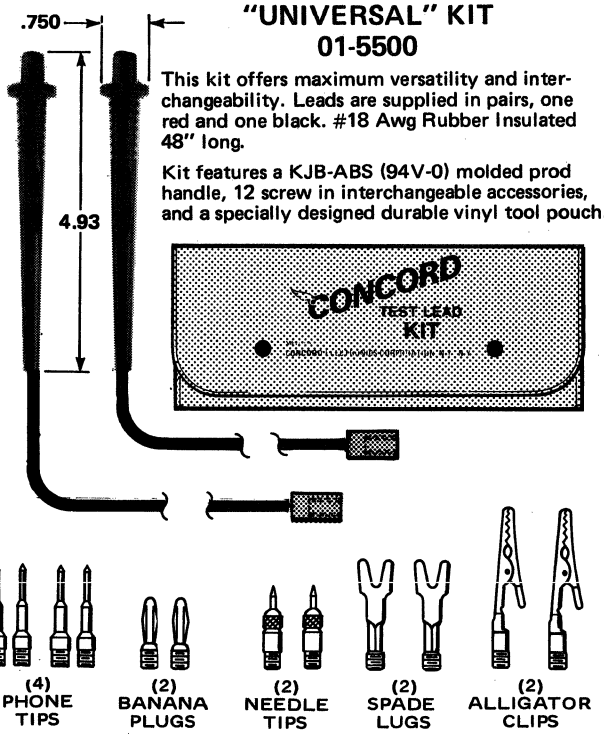

"UNIVERSAL" KIT
795-4002

Molded KJB-ABS (94V-0) prod handle, is supplied with a combination tip that can be used as an .080 tip, for insulation piercing, and has a radial notch for wire buss layover.

Leads are supplied in pairs, one red and one black. #18 Awg rubber insulated 48" long.

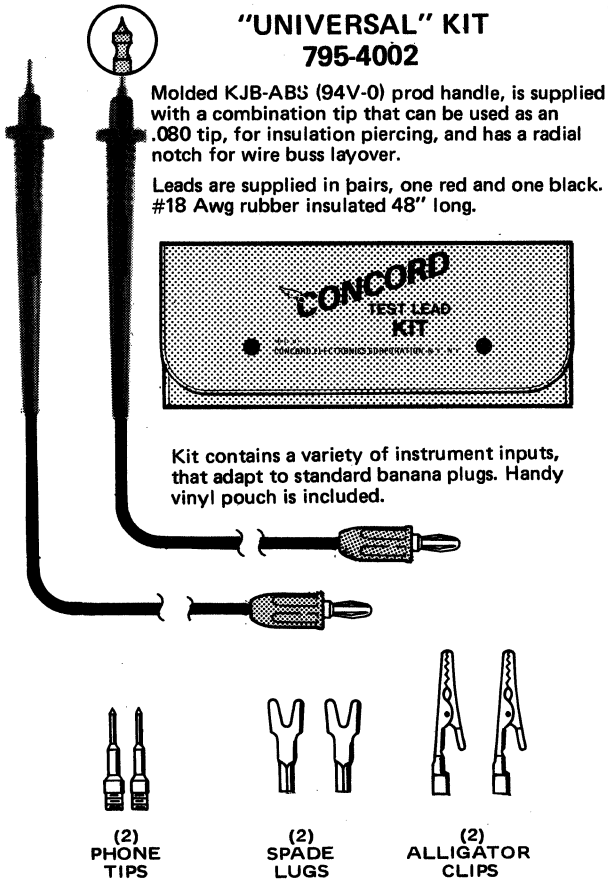

Kit contains a variety of instrument inputs, that adapt to standard banana plugs. Handy vinyl pouch is included.

TEST LEAD SETS

SPECIFICATIONS
Prod: KJB-ABS (94V-0)
Handles: Molded Nylon and Butyrate
Combination Tip: .080 Phone Tip, Insulation Piercing, Radial Notch for Wire Buss Layover, Brass Nickel Plated
Phone Tips, Spade Lugs, Banana Plug Bodies: Brass Nickel Plated
Alligator Clips: Steel Plated
Insulating Boot: Molded Vinyl
Banana Plug Spring: Beryillium Copper Nickel Plate
Wire: #18 Awg Rubber Insulated 1000V Approx. 48" Long
Supplied in Pairs, One Red and One Blk.

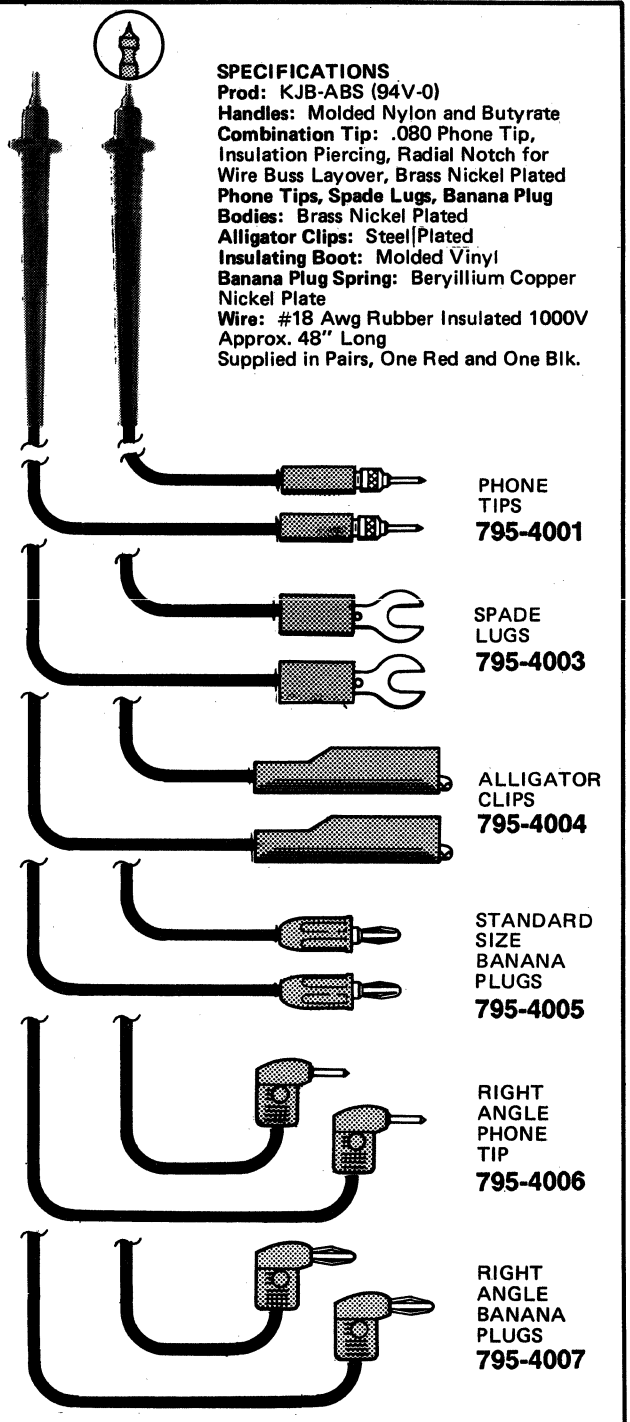

PROD ADAPTERS
SCREW ON ALLIGATOR CLIPS

STANDARD
795-4010

MINIATURE
795-4012

SPECIFY – CONCORD® "THE COMPONENT PEOPLE"

30 GREAT JONES STREET
NEW YORK, N.Y. 10012-1115
(212) 777-6571 • 1-800-847-4162
FAX (212) 995-0161

TEST LEAD SETS

SOLDERLESS TIP TEST LEAD SETS

Supplied in Pairs: 1-Red, 1-Black

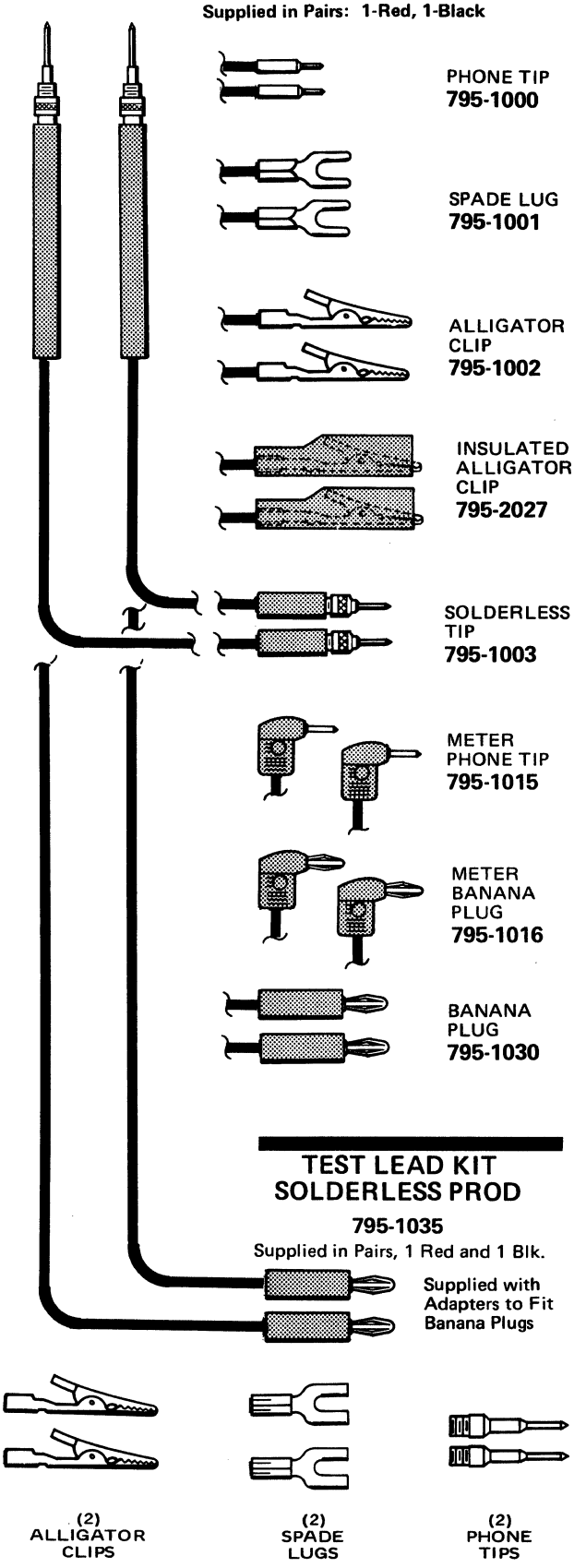

TEST LEAD KIT SOLDERLESS PROD

795-1035

Supplied in Pairs, 1 Red and 1 Blk.

Supplied with Adapters to Fit Banana Plugs

PHONO NEEDLE TEST LEAD SETS

#18 AWG Rubber Wire 48 Inch Nominal Length Supplied in Pairs, 1 Red and 1 Blk.

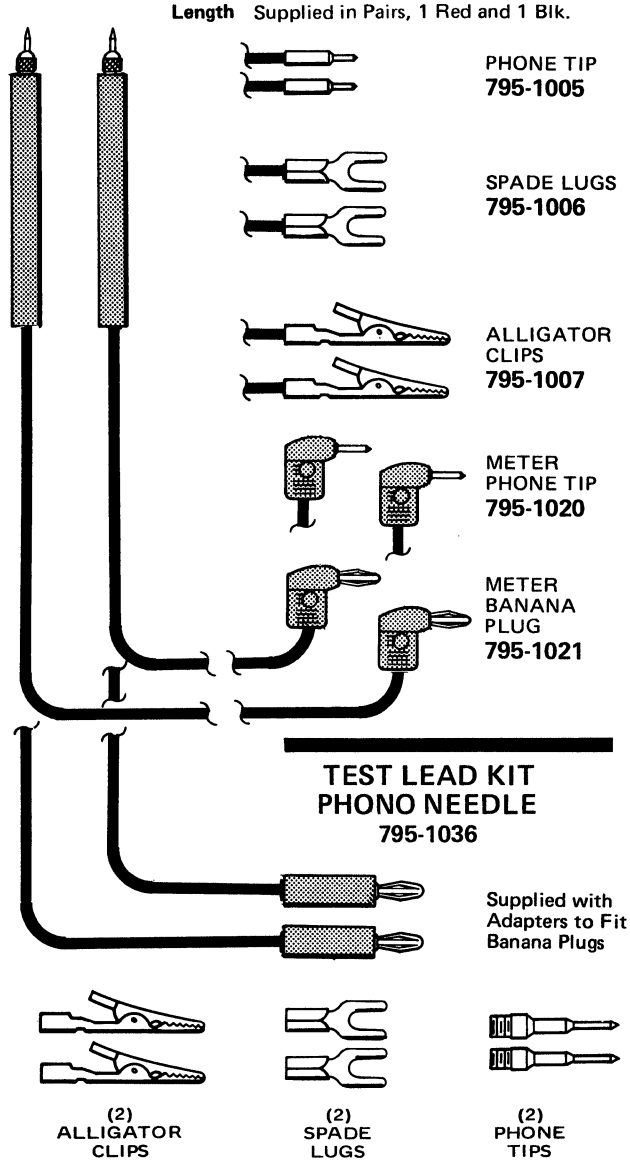

TEST LEAD KIT PHONO NEEDLE

795-1036

Supplied with Adapters to Fit Banana Plugs

SHORT TIP TEST LEAD SET

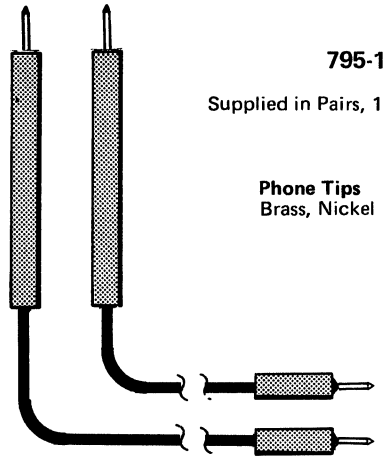

795-1031

Supplied in Pairs, 1 Red and 1 Blk.

Phone Tips
Brass, Nickel Plated

SPECIFY – CONCORD® "THE COMPONENT PEOPLE"

30 GREAT JONES STREET
NEW YORK, N.Y. 10012
(212) 777-6571
TWX 710-581-4930

TEST LEAD SETS

ALLIGATOR CLIP

(SUPPLIED IN PAIRS ONE RED AND ONE BLACK)

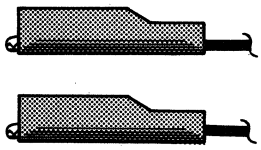

Miniature, Steel Cad Plated Alligator Clips with Vinyl Insulators. #18 Awg PVC Wire Approx. 48" Long.

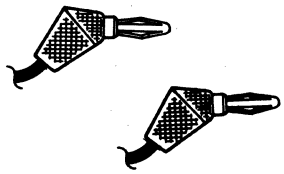

Meter Input: Molded Standard Banana Plugs. Brass Body and Beryllium Copper Spring are Nickel Plated

795-2020



Meter Input: Molded Miniature Banana Plug. Wire #24 Awg PVC

795-2021

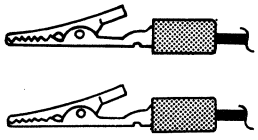

Standard Steel Cad Plated Alligator Clip. Molded Plastic Handles and #20 Awg Rubber Insulated Wire Approx. 48" Long

Supplied in Pairs, One Red and One Blk.

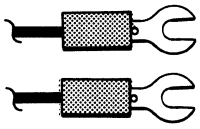

Meter Input: Brass Nickel Plated Spade Lugs, Molded Plastic Handles

795-2022

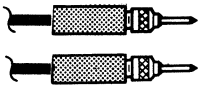

Meter Input: Phone Tip Brass Nickel Plated Molded Plastic Handles

795-2028

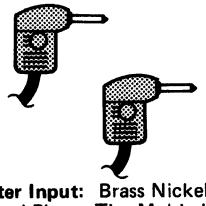

Meter Input: Brass Nickel-Plated Phone Tip, Molded Plastic Housing

795-2029

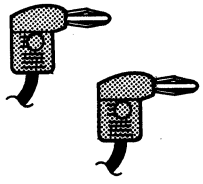

Meter Input: Nickel Plated Standard Banana Plug, Molded Plastic Housing

795-2030

CROCODILE CLIP

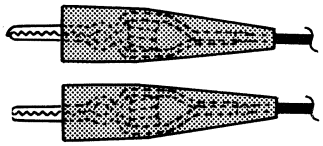

Steel Cad Plated Clips with Vinyl Insulating Boots #20 Awg Rubber Insulated Wire Approx. 48" Long.

Supplied in Pairs, One Red and One Blk.

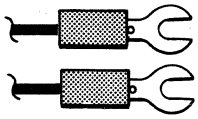

Meter Input: Brass Nickel Plated Spade Lugs Molded Plastic Handles

795-2025

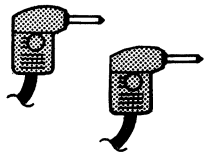

Meter Input: Brass Nickel Plated Phone Tip, Molded Plastic Housing

795-2026

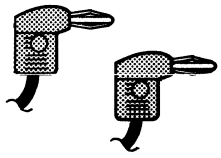

Meter Input: Nickel Plated Banana Plug Molded Plastic Housing

795-2032

ALLIGATOR CLIP TEST LEAD SETS

SPECIFICATIONS
Alligator Clips: Steel Cad. Plate
Boots: Molded Vinyl
Wire: #18 Awg Rubber Insulated
Supplied in Pairs, One Red and One Blk.

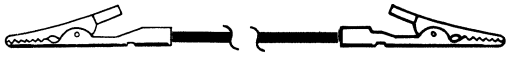

STANDARD CLIP

795-2001	12 INCHES
795-2002	24 INCHES
795-2003	36 INCHES
795-2004	48 INCHES

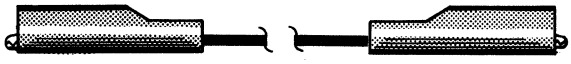

STANDARD CLIPS WITH VINYL BOOTS

795-2010	12 INCHES
795-2012	24 INCHES
795-2013	36 INCHES
795-2014	48 INCHES

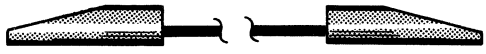

MINI CLIP WITH VINYL BOOTS

795-2015	12 INCHES
795-2016	18 INCHES
795-2017	24 INCHES
795-2018	36 INCHES

SPECIFY – CONCORD® "THE COMPONENT PEOPLE"

30 GREAT JONES STREET
NEW YORK, N.Y. 10012
(212) 777-6571
TWX 710-581-4930

Modular Oscilloscope Probes

- *See cross-reference table for Tektronix equivalents*
- *Use with any scope*
- *Inexpensive repair – cable, BNC and probe head screw together in seconds*
- *X1, X10, X100 attenuation and switchable X1-X10*
- *Bandwidths to 300 MHz*
- *Optional actuator pin for scopes with readout*
- *Pencil slim heads*
- *Slender, flexible cable*
- *Pictured accessories included*

Concord's line of modular repairable probes, other than Tektronix with wide compensation ranges, allow probes to adapt to HP, Philips, Tektronix, Hitachi, Kikusui, B&K and all other makes. Rise-times of 1.2 and 1.4 nanosec with less than 3% overshoot assure precise signal transfer. Repair requires no soldering so it can be done on site. Cable, tip, head, and BNC all screw together for more secure attachment than snap-on. For very fast signals an optional probe tip accessory gives essentially zero-length ground lead. Models with READOUT have an Activator Pin in the BNC connector to automatically indicate X10 deflection factor on scopes with knob-skirt or CRT readout feature.

Part No.	Atten.	Cable Length	Input Impedance R	Input Impedance C	BW	Max. Input V DC · Peak AC	Compen-sation Range	Readout
796-1000		1.2m		45pf				
796-1001	X1	2.0m	1MΩ	75pf	30MHz	600V		
796-1002		3.0m		105pf				
796-1003		1.2m		16pf	250MHz			
796-1004	X10	2.0m	10MΩ	25pf	250MHz	600V	10-60pf	NO
796-1005		3.0m		28pf	150MHz			
796-1006		1.2m		16pf	250MHz			
796-1007	X10	2.0m	10MΩ	25pf	250MHz	600V	10-60pf	YES
796-1008		3.0m		28pf	150MHz			
796-1009		1.5m		16pf				
796-1010	X10	2.0m	10MΩ	23pf	300MHz	600V	10-60pf	NO
796-1013	X10	2.0m	10MΩ	23pf	300MHz	600V	10-60pf	YES
796-1015	X1-X10 SWITCH-ABLE	1.2m	X1 X10	X1 X10	X1 X10			
796-1016		2.0m	Same as Scope	40 18	10 250			
			10MΩ	70 19	5 100	600V	10-60pf	NO
796-1017		3.0m		70 20	5 100			
796-1018	X100	1.5m	100MΩ	6.5pf	250MHz	1200V	15-50pf	NO
796-1020		3.0m		7.5pf				

OPTIONAL ACCESSORY

Probe-tip Ground, Spring loaded

Part No. 796-1024

RF DETECTOR PROBES

Demodulator probes for measuring voltages at high frequency. For use with any instrument having 10 megohm input.

Specifications	796-1101, 1103 and 796-1104, 1106	796-1110 (Monolithic, Non-Repairable Probe)
Bandwidth	100 KHz to 500 MHz ±1 dB 100 KHz to 750 MHz ±3 dB	100 KHz to 500 MHz ±1 dB 100 KHz to 750 MHz ±3 dB
Input Capacitance	Approx. 5 pf	4.5 pf
Maximum AC Input Voltage	200 Volts DC, including peak AC	200 Volts DC, including peak AC
Diode Turn On Voltage	250 mV	250 mV
Transfer Ratio	1 Volt DC output for 1 Volt RMS input	1 Volt DC output for 1 Volt RMS input
Working Temperature Range	–25 to +70 C	0 to +50 C
Cable Length	See Chart	
Plug Type 796-1101, 1004	BNC connector Standard banana plugs (4mm)	Standard banana plugs

Part Nos. 796-1101 thru 796-1104 are modular, repairable probes. Parts screw together, 796-1101 and 796-1103 have BNC in place of banana plugs.

CABLE LENGTHS

796-1101, 796-1104	1.5 meters
796-1103	3 meters

SPECIFY – CONCORD® "THE COMPONENT PEOPLE"

30 GREAT JONES STREET
NEW YORK, N.Y. 10012-1115
(212) 777-6571 • FAX (212) 995-0161

OSCILLOSCOPE PROBES

Monolithic Oscilloscope Probes

- *For all scopes to 100 MHz*
- *10-60 p.f. compensation range*
- *Slender, very flexible cable*
- *Break resistant center conductor*
- *Sharp, heavy duty tip*
- *Pictured accessories included*

Part No.	Atten.	Cable Length	Input Impedance[1] R	Input Impedance[1] C	Input Impedance[1] BW	Max. Input V	Compensation Range	Readout[2]
796-1200	X1	1.5m	10MΩ	47pf	20MHz	600V	10-60pf	NO
796-1201	X10	1.5m	10MΩ	15.7pf	100MHz	600V	10-60pf	NO
796-1202		3.0m		16pf				NO
796-1203		1.5m		15.7pf				YES
796-1204	X1-X10 SWITCH-ABLE	1.5m	X1 X10 1 10	X1 X10 Same as Scope 16.5	X1 X10 10 100	600V	10-60pf	NO

1. With oscilloscopes having 1 Mohm, 30 pf inputs
2. Automatic scale factor for scopes with knob skirt or CRT readout feature

Suggested Replacements for Tektronix Modular Probes

A quick reference guide to nearest equivalents*

Concord Part No.	Tektronix Pkg. No.	Tektronix Model Length
796-1000	010-6101-01	P6101. 1m
796-1001	010-6101-03	P6101. 2m
796-1002	010-6101-05	P6101. 3m
796-1003	010-6108-01	P6108. 1m
796-1004	010-6108-03	P6108. 2m
796-1005	010-6108-05	P6108. 3m
796-1006	010-6105-01	P6105. 1m
796-1007	010-6105-03	P6105. 2m
796-1008	010-6105-05	P6105. 3m
796-1012	010-6106-01	P6106. 1m
796-1013	010-6106-03	P6106. 2m
796-1014	010-6106-05	P6106. 3m
796-1015	010-6063-11	P6063B. 3.5 ft.
	010-6062-11	P6062B. 3.5 ft.
796-1016 (See note below)	010-6063-13	P6063B. 6 ft.
	010-6062-13	P6062B. 6 ft.
796-1017	010-6062-15	P6062B. 9 ft.
796-1018	010-0150-00	P6007. 3.5 ft.
796-1019	010-0165-00	P6007. 6 ft.
796-1020	010-0170-11	P6009
	010-0152-00	P6007. 9 ft.

Note: Concord switchable probes do not have READOUT or GROUND REF.

*For cross-reference to probes for all makes of oscilloscopes please contact the factory.

Special Applications Probes

HIGH VOLTAGE PROBE
Part No. 796-1300

A low frequency probe for use with instrument having input resistance between 1 Mohm and 20 Mohms. Measures to 40 kV.

Input Resistance:	1000 Mohms.
Voltage Division Ratio:	1000: 1 ± 2% when terminated in 10 Mohm 1000: 1 ± 5% when terminated in 20 Mohm 2000: 1 ± 5% when terminated in 1 Mohm
Maximum Input Voltage:	40,000 V (DC + peak AC)
Bandwidth:	DC to 300 Hz
Cable Length:	2 meters

LOGIC ANALYZER PROBE
Part No. 796-1310

X10, 100 MHz Bandwidth



Bandwidth:	DC to 100 MHz
Risetime:	1 nsec
Input Resistance:	10 Mohms when used with instruments which have a 1 Mohm input resistance.
Input Capacity:	12 pf
Compensation Range:	10 pf to 50 pf
Maximum Input Voltage:	500 V (DC + peak AC)
Cable Length:	2 meters
Included Accessory:	Trimmer Tool

SPECIFY – CONCORD® THE COMPONENT PEOPLE

30 GREAT JONES STREET
NEW YORK, N.Y. 10012-1115
(212) 777-6571 • FAX (212) 995-0161

OSCILLOSCOPE PROBES

DVM, DMM, VOM Probes

Multimeter leads have retractable, safety-sleeved plugs. The deluxe 796-1400 and 796-1401 feature the highest quality cable made — burn resistant, soft and very flexible. Designed for operator protection. Test leads meet all existing and anticipated safety standards.

Part No. 796-1400
UL Approved*

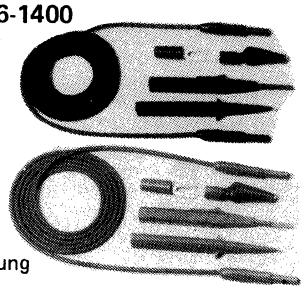

Includes 2 sprung hooks (red & black), alligator clips, spade terminals.

*UL File E79581

Part No. 796-1401
Same as 796-1400 without accessory items.



Part No. 796-1402
Insulation piercing .080" tip with radial notch for wire bus layover. Prods permanently attached to silicone rubber covered leads.

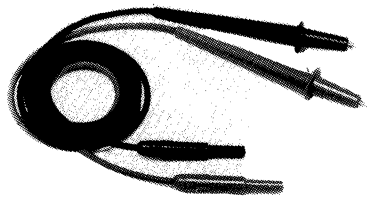

Maximum Voltage	2000V rms	2000V rms	1000V rms
Maximum Current	20A	20A	10A
Plug Type	Retractable safety sleeved banana, 4mm. Fits standard jacks. For meters with recessed male plug see Adapter Sleeve Set below		
Cable Length	1.5 meters (1 red, 1 black)	1.5 meters (1 red, 1 black)	1.1 meters (1 red, 1 black)

Optional Accessory for meters with recessed male plug

P/N 796-1403 Adaptor Sleeve set (1 Black, 1 Red per set)

50 OHM Attenuators & Shunts

- *Thick-film circuitry for low reactances*
- *Shock Resistant — Virtually drop-proof*
- *Rectangular Shape to prevent rolling off the bench*
- *Economical and Accurate*
- *Built to outlast more expensive devices*
- *DC-1GHz*
- *Switchable 0-31 dB in 1 dB steps*

BNC Shunt
Part No. 796-1500

A 50 Ω through termination useful for correctly terminating a transmission system when testing with an oscilloscope.



Resistance Tolerance	± 1%
Frequency Range	DC-1 GHz
Maximum Power	2 Watts Average (1 kW Peak)

BNC Termination
Part No. 796-1505

A small 50 Ω termination with low VSWR up to 2GHz



Resistance Tolerance:	± 1%
Frequency Range:	DC to 2GHz
Maximum Power:	1 Watt Average (1 kW Peak)
VSWR:	Less than 1.2: 1 at 2GHz

BNC Attenuators

A range of 50 Ω attenuators with BNC mating faces, available in values of 3 dB, 6 dB, 10 dB and 20 dB.

3 dB Part No. 796-1501
6 dB Part No. 796-1502
10 dB Part No. 796-1503
20 dB Part No. 796-1504

Impedance	50 Ω
Frequency Range	DC-1 GHz
Accuracy	± 0.2 dB
Maximum Power	1 Watt Average (1 kW Peak)
VSWR	Less than 1.2:1 at 1 GHz

BNC Switched Attenuator
Part No. 796-1506

A switched attenuator enabling attenuation ratios to be selected in 1 dB steps from 0 dB to 31 dB.



Attenuation	0-31 dB in 1 dB steps
Impedance	50 Ω
Frequency Range	DC-1 GHz
Maximum Power	1 Watt Average (1 kW Peak)
VSWR	Less than 1.5:1
Dimensions:	4¼"x2"x⅞" overall

30 GREAT JONES STREET
NEW YORK, N.Y. 10012-1115
(212) 777-6571 • FAX (212) 995-0161

USB SOCKETS & PLUGS

UNIVERISAL SERIAL BUS SOCKETS AND PLUGS



SPECIFICATIONS:

SHELL: Phosphor Bronze

INSULATOR: Thermosplastic, UL 94V-0

CONTACTs: Phosphor Bronze

CONTACT AREA: Gold Flash over Nickel

SOLDER TAILS: Tin lead over Nickel

ELECTRICAL CHARACTERISTICS

RATED VOLTAGE: 30V (RMS)
CONTACT CURRENT RATING: 1 Amp DC max.
CONTACT RESISTANCE: 15 MΩ max.
INSULATION RESISTANCE: 1000MΩ min.
DIELECTRIC WITHSTANDING VOLTAGE: 750V AC for 1 minutes

OPERATING TEMPERATURE: -25°C to +80°C

DESIGN ADVANTAGES

- DAISY CHAINING
- PORT EXPANSION
- FAST DATA TRANSFER
- SIMPLE CONNECTIONS
- HOT-SWAPPING
- TRUE DIGITAL AUDIO

800-3108 USB A TYPE, FEMALE, SINGLE, PCB MT., RIGHT ANGLE

BASIC PART NO

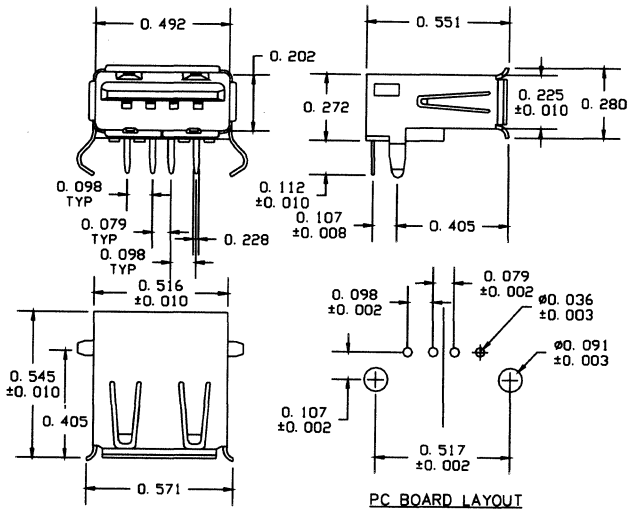

800-31XX USB B TYPE, FEMALE,SINGLE PCB MT., RIGHT ANGLE

BASIC PART NO

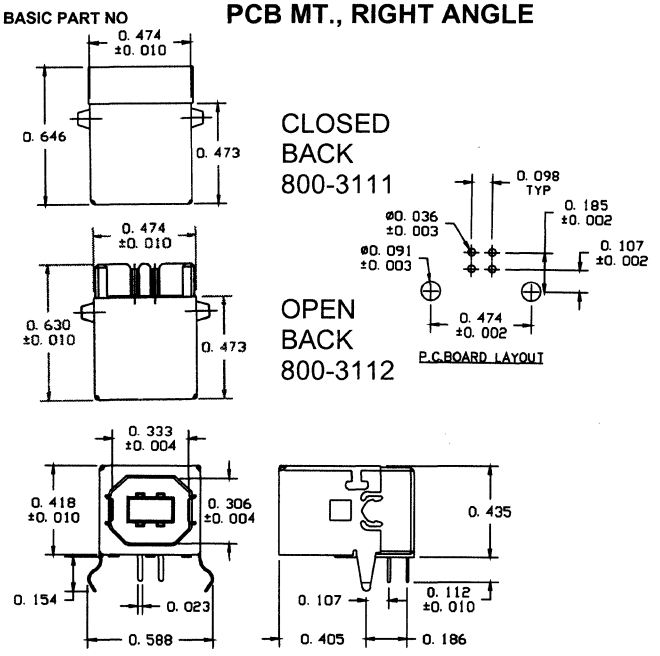

800-31XX USB A TYPE, FEMALE,DUAL STACK PCB MT., RIGHT ANGLE

BASIC PART NO

CLOSED BACK

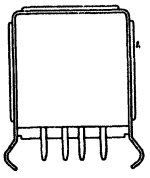

800-3109

OPEN BACK

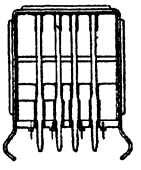

800-3113

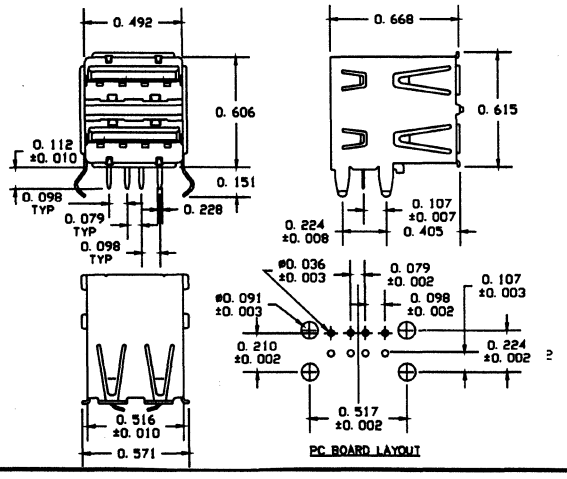

SPECIFY – CONCORD® "THE COMPONENT PEOPLE"

FOR ADDITIONAL SIZES AND MATERIALS, CONTACT FACTORY

30 GREAT JONES STREET
NEW YORK, N.Y. 10012-1115
(212) 777-6571 · 1-800-847-4162
FAX (212) 995-0161 • E-MAIL: INFO@CONCORD-ELEX.COM

USB - PLUGS FOR TYPE "A" AND "B"

800-31XX USB A TYPE, MALE, SOLDER & CRIMP

BASIC PART NO

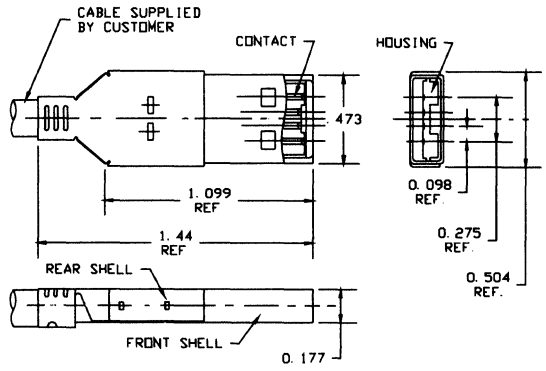

SPECIFICATIONS:
SHELL: PHOSPHOR BRONZE
INSULATOR: THERMOPLASTIC, UL 94V-0

PART NO.	DESCRIPTION
800-3114	MALE SOLDER
800-3115	MALE CRIMP - 20-24 AWG
800-3116	MALE CRIMP - 26-28 AWG

800-31XX USB B TYPE, MALE SOLDER & CRIMP

BASIC PART NO

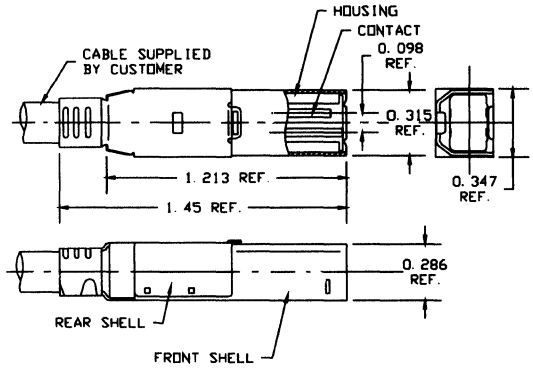

SPECIFICATIONS:
SHELL: PHOSPHOR BRONZE
INSULATOR: THERMOPLASTIC, UL 94V-0

PART NO.	DESCRIPTION
800-3117	MALE SOLDER
800-3118	MALE CRIMP - 20-24 AWG
800-3119	MALE CRIMP - 26-28 AWG

"FIREWIRE" IEEE1394



800-3120

SPECIFICATIONS

SHELL: Phosphor Bronze
INSULATOR: Thermoplastic, UL 94V-0
CONTACTS: Phosphor Bronze
PLATING:
Contact Area: Gold Flash over Nickel
Solder Tails: Tin lead over Nickel

ELECTRICAL CHARACTERISTICS

RATED VOLTAGE: 30VAC (RMS)
CONTACT CURRENT RATING: 1 AMP DC max
CONTACT RESISTANCE: 15 mΩ
INSULATION RESISTANCE: 100 MΩ min.
DIELECTRIC WITHSTANDING VOLTAGE: 750 AC FOR 1 minutes
OPERATING TEMPERATURE: 0°C TO 40°C
CAPACITANCE: 2pF max.

MECHANICAL CHARACTERISTICS

DURABILITY:>1500 CYCLES
MATING FORCE: 35 NEWTONS MAX
WITHDRAWAL FORCE: 10 NEWTONS MIN.

DESIGN ADVANTAGES

- DAISY CHAINING
- DATA TRANSFER
- WIDE BANDWIDTH
- PORT EXPANSION
- SIMPLE CONNECTIONS
- HOT SWAPPING
- HIGHLY VERSATILE BUS
- SELF-CONFIGURING
- STANDARD DIGITAL INTERFACE

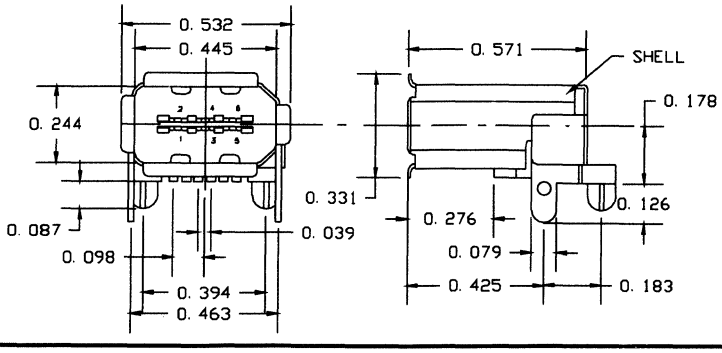

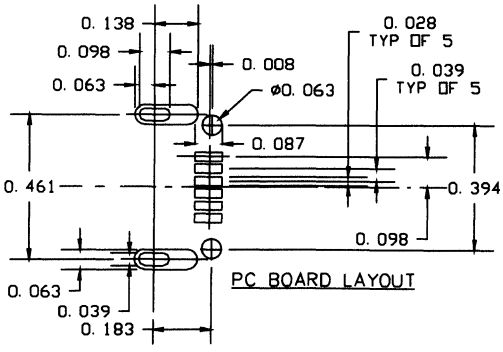

MOUNTING DETAILS

30 GREAT JONES STREET
NEW YORK, N.Y. 10012-1115
(212) 777-6571 · 1-800-847-4162
FAX (212) 995-0161 · E-MAIL: INFO@CONCORD-ELEX.COM

ADAPTER KITS

800-2302
PART NO.

UNIVERSAL ADAPTER KIT – 41 PIECES

CONCORD P/N	QTY	DESCRIPITION	CONCORD P/N	QTY	DESCRIPTION
800-2320	2	N-MALE	01-2569-1-0200	1	DBL.BINDING POST
800-2321	2	BNC MALE	800-2329	2	UHF MALE
800-2322	2	TNC MALE	800-2330	2	MINI UHF MALE
800-2323	2	SMA MALE	800-2331	2	RCA PHONO MALE
800-2324	2	N-FEMALE	800-2332	2	F-MALE
800-2325	2	BNC-FEMALE	800-2333	2	UHF FEMALE
800-2326	2	TNC FEMALE	800-2334	2	MINI UHF FEMALE
800-2327	2	SMA FEMALE	800-2335	2	RCA PHONO FEMALE
800-2328	6	THD.COUPLER	800-2336	2	F-FEMALE
01-2567-1-0210	1	DBL.BANANA PLUG	800-2337	1	T-SAMPLER /COUPLER/ BNC/COUPLER

CONTACTS ARE GOLD PLATED. DIELECTRIC IS MADE OF PTFE.

800-2303
PART NO.

UNIVERSAL ADAPTER KIT – 44 PIECES



CONCORD P/N	QTY	DESCRIPITION	CONCORD P/N	QTY	DESCRIPTION
800-2320	2	N-MALE	800-2330	2	MINI UHF MALE
800-2321	2	BNC MALE	800-2331	2	RCA PHONO MALE
800-2322	2	TNC MALE	800-2332	2	F-MALE
800-2323	2	SMA MALE	800-2333	2	UHF FEMALE
800-2324	2	N-FEMALE	800-2334	2	MINI UHF FEMALE
800-2325	2	BNC-FEMALE	800-2335	2	RCA PHONO FEMALE
800-2326	2	TNC FEMALE	800-2336	2	F-FEMALE
800-2327	2	SMA FEMALE	800-2337	1	T-SAMPLER /COUPLER/ BNC/COUPLER
800-2328	6	THD.COUPLER			
01-2567-1-0310	1	DBL.BANANA PLUG	800-2338	1	R/A ADAPTER
01-2569-1-0300	1	DBL.BINDING POST	800-2339	1	T ADAPTER
800-2329	2	UHF MALE	795-2791	1	48" UNICABLE

CONTACTS ARE GOLD PLATED. DIELECTRIC IS MADE OF PTFE.

800-2301
PART NO

7/16 DIN ADAPTER KIT 6-PCS

CONCORD P/N	QTY	DESCRIPTION
800-2340	1	7/16 DIN MALE TO 7/16 DIN FEMALE R/A ADAPTER
800-2341	1	7/16 DIN FEMALE TO 7/16 DIN FEMALE BARREL ADAPTER
800-2342	1	7/16 DIN MALE TO N MALE
800-2343	1	7/16 DIN MALE TO N FEMALE
800-2344	1	7/16 DIN FEMALE TO N MALE
800-2345	1	7/16 DIN FEMALE TO N FEMALE

FOR ADDITIONAL SIZES AND MATERIALS, CONTACT FACTORY

30 GREAT JONES STREET
NEW YORK, N.Y. 10012-1115
(212) 777-6571 · 1-800-847-4162
FAX (212) 995-0161 · E-MAIL: INFO@CONCORD-ELEX.COM

COAXIAL CONNECTORS ACCESSORIES & ADAPTERS

BNC FEMALE TO FEMALE

800-2406-03
Teflon* Insulated.
Gold Plated
Beryillium Center
Contacts.

50 OHM
500 VRMS

BNC MALE TO MALE

800-2407-03
Teflon* Insulated.
Gold Plated
Beryillium Outer
Finger Contacts.

50 OHMS
500 VRMS

TYPE "N" FEMALE TO BNC MALE



800-2450-03
Teflon* Insulated.
Gold Plated
Beryillium Male
and Female
Center Contacts

50 OHMS
500 VRMS

BNC "T" 3 FEMALES

800-2408-03
Teflon* Insulated.
Gold Plated
Beryillium
Center Contacts

50 OHMS
500 VRMS

BNC FEMALE TO FEMALE FLANGE MOUNT



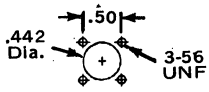

800-2463-03

Teflon* Insulated.
Gold Plated
Beryillium
Center Contacts

50 OHMS
500 VRMS

BNC FEMALE TO TYPE "N" MALE



800-2451-03

Teflon* Insulated
Gold Plated
Beryillium
Center Contacts

50 OHM
500 VRMS

BNC "T" FEMALE, MALE, FEMALE

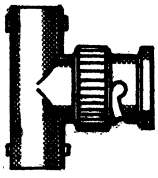

800-2460-03

Teflon* Insulated.
Gold Plated
Beryillium Female
Center and Male
Outer Finger
Contacts

50 OHM
500 VRMS

ISOLATED GROUND BNC FEMALE TO FEMALE

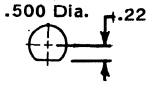

800-2464-03

Teflon* Insulated.
Gold Plated
Beryillium
Center Contacts
Outer Conductor
is Isolated from
Panel

50 OHM
500 VRMS

BNC FEMALE TO UHF MALE

800-2452-03

Rexolite Insulation.
Gold Plated
Male and Female
Center Contacts

500 VRMS

BNC "T" MALE, FEMALE, FEMALE

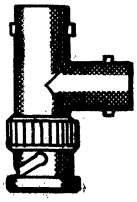

800-2461-03

Teflon* Insulated.
Gold Plated
Beryillium Female
Center and Male
Outer Finger
Contacts

50 OHM
500 VRMS

HERMETICALLY SEALED BNC FEMALE TO FEMALE

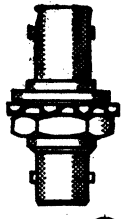

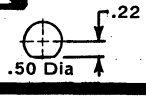

800-2465-03

Teflon* Insulated.
Silicone Rubber
O Ring
Gold Plated
Beryillium
Center Contacts

50 OHM
500 VRMS

UHF FEMALE TO BNC MALE

800-2453-03

Rexolite Insulation.
Gold Plated
Phos. Bronze Male
and Female
Center Contacts

50 OHM
500 VRMS

RIGHT ANGLE BNC FEMALE TO BNC MALE

800-2462-03
Teflon* Insulated
Gold Plated
Beryillium Center
and Male Outer
Finger Contacts

50 OHM
500 VRMS

TNC FEMALE TO FEMALE ADAPTER

800-2409-03

Teflon* Insulated.
Gold Plated
Beryillium
Center Contact

50 OHM
500 VRMS

BNC FEMALE TO TNC MALE

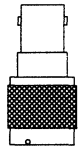

800-2454-03

Teflon* Insulated.
Gold Plated
Beryillium Male and
Female Center
Contacts

50 Ohm
500 Vrms

SPECIFY – CONCORD® "THE COMPONENT PEOPLE"

*Teflon® is Du Pont's registered trademark.

30 GREAT JONES STREET
NEW YORK, N.Y. 10012-1115
(212) 777-6571 • 1-800-847-4162
FAX (212) 995-0161

COAXIAL CONNECTORS ACCESSORIES & ADAPTERS

TNC FEMALE TO BNC MALE

800-2455-03

Teflon* Insulated. Gold Plated Beryillium Male and Female Center Contact

50 OHM
500 VRMS

BNC FEMALE TO TYPE "C" MALE

800-2456-03

Teflon* Insulated. Gold Plated Beryillium Male and Female Center Contacts

50 OHM
500 VRMS

BNC SHORTING PLUG



800-2400-03

Gold Plated Center Contact Beaded Chain with .140 Dia. Mounting Hole in Lug.

500 VRMS

DUST CAP FOR BNC FEMALE



800-2402-02

Beaded Chain with .140 Dia. Mounting Hole in Lug.

DUST CAP FOR BNC MALE

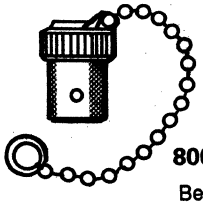

800-2403-02

Beaded Chain .28 Dia Hole in Lug.

UHF MALE CABLE PLUG

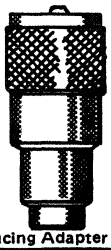

Reducing Adapter

800-2457-03

Phenolic Insulation. Gold Plated Center Contact. For use on RG8, 9, 11, 13, 58C, 141, 149, 213, 214, and 216 cable

500 VRMS

TNC MALE CABLE PLUG



800-2401-03

Teflon* Insulated. Gold Plated Brass Center Contact

For use on RG55, 58, 141, 142, and 223 cable

50 OHM
500 VRMS

BNC MALE CABLE PLUG

Teflon* Insulated. Gold Plated Brass Center Contact

800-2411-03
For use on RG55, 58 141, 142, and 223

† **800-2412-03**
For use on RG59

800-2580-03
For use on RG174, 188, 316

50 OHM
500 VRMS

† Silver Plated Brass Center Contact

BNC FEMALE CABLE JACK

Teflon* Insulated. Gold Plated Beryillium Center Contact

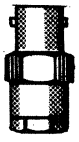

800-2413-03

For use on RG55, 58, 141, 142, and 223

800-2414-03

For use on RG59, 62, 71, and 210

50 OHM
500 VRMS

BNC RIGHT ANGLE MALE CABLE PLUG



800-2415-03

Teflon* Insulated. Gold Plated Brass Center Contact.

For use on RG55, 58, 141, 142, and 223

50 OHM
500 VRMS

75 OHM BNC MALE CABLE PLUG FIELD SERVICEABLE

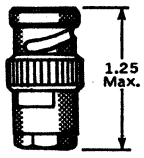

800-2475-03

Teflon* Insulated. Gold Plated Brass Center Contact

TYPE "N" OR UHF DUST CAP



800-2485-03

Beaded Chain. .14 Dia. Hole in Lug.

BNC MALE CABLE PLUGS FIELD SERVICEABLE

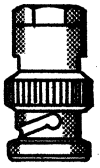

800-2532-03
For RG58.

800-2533-03
For RG59.

800-2534-03
For RG174.

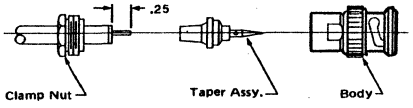

Strip Cable — Push the taper assembly under the braid and solder. Thread clamp nut into body.

CRIMP-TYPE BNC MALE CABLE PLUG

800-2570-03

For RG55, 58, 141, 142, and 223

800-2571-03

For RG59, 62, 71 and 210

50 OHM
500 VRMS

Teflon* Insulated. Center Contact Brass, Gold Plated

*Teflon® is Du Pont's registered trademark.

SPECIFY – CONCORD® "THE COMPONENT PEOPLE"

30 GREAT JONES STREET
NEW YORK, N.Y. 10012-1115
(212) 777-6571 • 1-800-847-4162
FAX (212) 995-0161

COAXIAL ACCESSORIES/TERMINATIONS

BNC 50 OHM ATTENUATORS MALE BNC TO FEMALE BNC

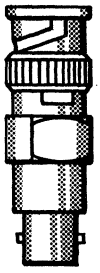

50 Ohm Metal Film Resistor, Deposited Nicrome Over Ceramic Core. 2 Watt T-Pad Network. Teflon* Insulated. Gold Plated Center Contact.

Part No.	Attenuator	VSWR	Attenuation Tolerance
800-2510-03	3 dB	1.1 to 1 GHz	±0.4 dB to 1 GHz
800-2511-03	6 dB	1.2 to 2 GHz	±0.45 dB to 2 GHz
800-2512-03	10 dB	1.35 to 4 GHz	±0.65 dB to 4 GHz
800-2513-03	14 dB	1.45 to 6 GHz	±0.75 dB to 6 GHz
800-2514-03	20 dB	1.65 to 8 GHz	±0.9 dB to 8 GHz

BNC FEED-THRU SERIES RESISTOR MALE BNC TO FEMALE BNC

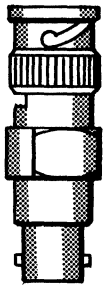

1% 2 Watt Non-Inductive Film Resistor. Teflon* Insulator. Gold Plated Center Contact.

500 VRMS

Part No.	Resistance
800-2523-03	25 OHMS
800-2524-03	50 OHMS
800-2525-03	75 OHMS
800-2526-03	93 OHMS

BNC RESISTOR TERMINATED MALE PLUG

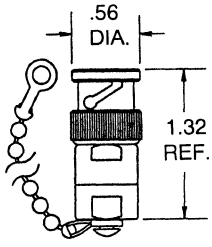

500 VRMS
BEADED CHAIN WITH
.140 DIA. HOLE IN LUG

PART NO.	IMPEDANCE	TOL.	WATTAGE
800-2515-03	50 OHMS	5%	1
800-2516-03	75 OHMS	1%	1/2
800-2517-03	75 OHMS	5%	1

PTFE INSULATED. GOLD PLATED CENTER CONTACT

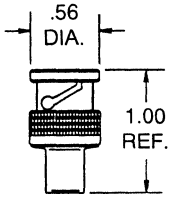

PART NO.	IMPEDANCE	TOL.	WATTAGE
800-2541-03	75 OHMS	1%	1/2
800-2542-03	93 OHMS	1%	1/2
800-2543-03	50 OHMS	1%	1/2

BNC FEED-THRU TERMINATION MALE BNC TO FEMALE BNC

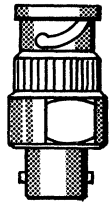

Termination Metal Film Resistor Deposited Nichrome Over Ceramic Core, 2 W. Teflon* Insulator. Gold Plated Center Contact.

500 VRMS

Part No.	Resistance
800-2528-03	50 OHMS
800-2529-03	75 OHMS
800-2530-03	93 OHMS
800-2531-03	600 OHMS

TYPE "N" RESISTOR TERMINATED MALE PLUG

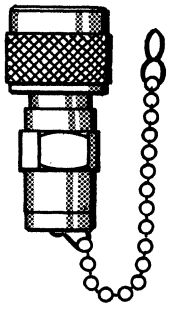

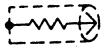

1000 VRMS
Beaded Chain with
.140 Hole in Lug.

1% 1 Watt Deposited Carbon Resistor. Teflon* Insulator. Gold Plated Center Contact. Rated +102°C Max. Frequency Range: DC to 500 MHz.

Part No. With Chain	Part No. Without Chain	Resistance
800-2520-03	800-2545-03	50 OHMS
800-2521-03	800-2546-03	75 OHMS

SPECIFY – CONCORD® "THE COMPONENT PEOPLE"

*Teflon® is Du Pont's registered trademark.

30 GREAT JONES STREET
NEW YORK, N.Y. 10012-1115
(212) 777-6571 • 1-800-847-4162
FAX (212) 995-0161

SMA ADAPTERS

SPECIFICATIONS

50 Ohms.
Made in Accordance with MIL-A-55339.
Frequency Range – 0-12.4 GHz
Dielectric Withstanding Voltage – 1000 VRMS, 60 Hz at Sea Level.
R.F. Leakage 90 dB Min. Between 2-3 GHz.
Temperature Range – 65°C to +165°C Unless Indicated Otherwise.
Thread Size: Male ¼-36 UNS 2B, Female ¼-35 UNS 2A.

Bodies, Coupling Nuts, and Female Contacts – Beryillium Copper QQ-C-530 Cond. H.T. Gold Plated.
Male Contact – Brass QQ-B-626 Alloy 360 ½ Hard. Gold Plated.
Insulation – Teflon*
Gaskets – Silicone Rubber per ZZ-R-765a, Class IIA, Grade 50.

SMA TO BNC

SMA MALE TO BNC MALE



800-2436-03

SMA FEMALE TO BNC MALE

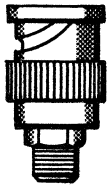

800-2437-03

SMA MALE TO BNC FEMALE

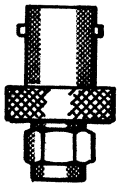

800-2438-03

SMA FEMALE TO BNC FEMALE

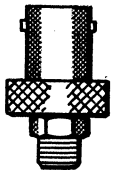

800-2439-03

SMA TO TNC

SMA MALE TO TNC MALE

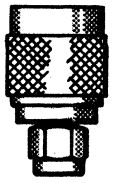

800-2440-03

SMA FEMALE TO TNC MALE

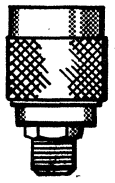

800-2441-03

SMA MALE TO TNC FEMALE



800-2442-03

SMA FEMALE TO TNC FEMALE

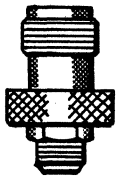

800-2443-03

SMA TO N

SMA MALE TO N MALE

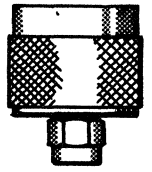

800-2444-03

SMA FEMALE TO N MALE

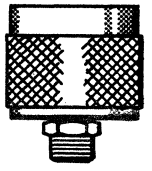

800-2445-03

SMA MALE TO N FEMALE

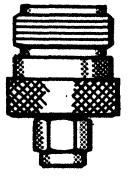

800-2446-03

SMA FEMALE TO N FEMALE

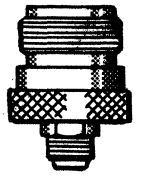

800-2447-03

*Teflon® is Du Pont's registered trademark.

SPECIFY – CONCORD® "THE COMPONENT PEOPLE"

30 GREAT JONES STREET
NEW YORK, N.Y. 10012-1115
(212) 777-6571 • 1-800-847-4162
FAX (212) 995-0161

SMA ADAPTERS - TERMINATIONS - COAXIAL ACCESSORIES

TERMINATIONS

MALE TERMINATION

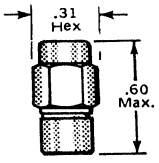

800-2500-03
VSWR: 1.25 Max. to 18 GHz
50 OHMS 1/2 Watt
Temperature: -54° C to +125° C.

FEMALE TERMINATION

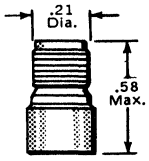

800-2501-03
VSWR: 1.25 Max. to 18 GHz
50 OHMS 1/2 Watt
Temperature: -54° C to +125° C.

CRIMP CABLE PLUG - FEMALE

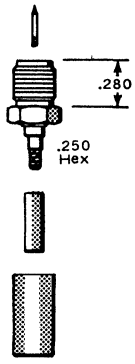

800-2486-03

For use on RG55, 58, 142, 223.
Passivated Steel Shell
Gold Plated Center Conductor.
Teflon* Insulator

50 OHM
DWV 1000 VRMS
60 Hz @ Sea Level

800-2487-03

For use on RG174, 179, 187, 188, 316

CRIMP CABLE PLUG - MALE

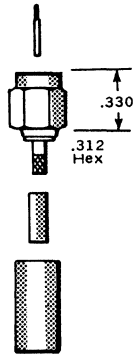

800-2426-03

For use on RG55, 58, 142, 223.
Passivated Steel Shell
Gold Plated Center Conductor.
Teflon* Insulator
50 OHM

800-2427-03

For use on RG174, 179, 187, 188, 316

SMA SHORTING PLUG

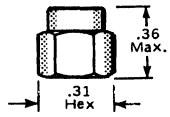

800-2425-03
Teflon* Insulator
Passivated Gold Plated Steel Shell.
Gold Plated Steel Center Conductor.

CONCORD®

MAINTAINS LARGE INVENTORIES TO SHIP SAME DAY ON MOST PRODUCTS!

MANUFACTURED BY CONCORD® "THE COMPONENT PEOPLE"

*Teflon® is Du Pont's registered trademark.

30 GREAT JONES STREET
NEW YORK, N.Y. 10012-1115
(212) 777-6571 • 1-800-847-4162
FAX (212) 995-0161

COAXIAL PC MOUNTS

TYPE "N" ADAPTERS & ACCESSORIERS

RIGHT ANGLE BNC FEMALE PC MOUNT

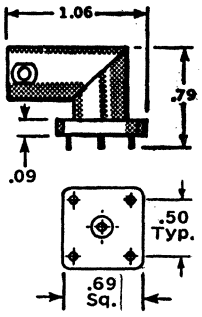

800-2458-03

Teflon* Insulator.
Gold Plated
Center Contact.
Brass Silver Plated
PC Pins.
.038 Dia. x .13 Long.

50 OHM
500 VRMS

BNC FEMALE PC MOUNT

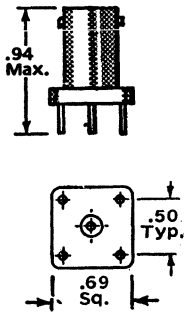

800-2459-03

Teflon* Insulator.
Gold Plated
Center Contact.
Silver Plated
Brass PC Pins
.038 Dia. x .25 Long.

50 OHM
500 VRMS

TYPE "N" FEMALE TO FEMALE

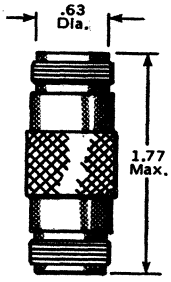

800-2417-03

Teflon* Insulator.
Gold Plated
Beryillium
Center Contacts.

50 OHM
1000 VRMS

TYPE "N" MALE TO MALE

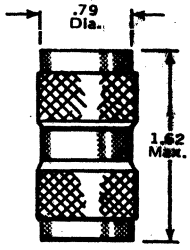

800-2418-03

Teflon* Insulator.
Phosphor Bronze
Outer Finger Contacts.
Gold Plated Male
Center Contacts.

50 OHM
1000 VRMS

TYPE "N" TEE – 3 FEMALES

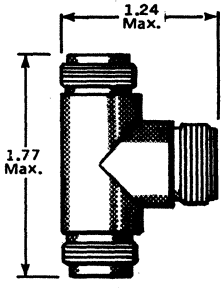

800-2483-03

Teflon* Insulator.
Gold Plated
Beryillium
Center Contacts.

50 OHM
1000 VRMS

RIGHT ANGLE TYPE "N" FEMALE TO TYPE "N" MALE

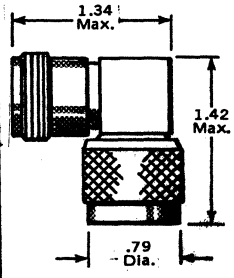

800-2419-03

Teflon* Insulator.
Phosphor Bronze
Outer Finger Contacts.
Gold Plated
Beryillium Male
and Female
Center Contact.

50 OHM
1000 VRMS

TYPE "N" MALE CABLE PLUG

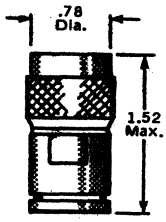

800-2420-03

For use on RG8, 9, 11, 13, 213, 214, 216, and 225.
Teflon* Insulator
Gold Plated Brass
Center Contact.

50 OHM
1000 VRMS

TYPE "N" MALE CABLE PLUG

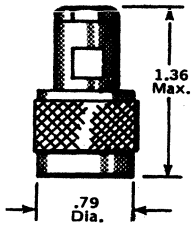

800-2421-03

For use on RG55, 58, 141, 142, 223, and 400.
Teflon* Insulator.
Gold Plated Brass
Center Contact.

50 OHM
1000 VRMS

TYPE "N" FEMALE CABLE JACK

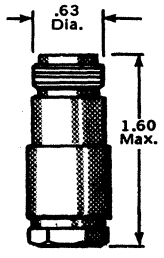

800-2422-03

For use on RG8, 9, 11, 13, 213, 214, 216, and 225.
Teflon* Insulator.
Gold Plated
Beryillium
Center Contact.

50 OHM
1000 VRMS

TYPE "N" FEMALE TO FEMALE FLANGE MOUNT

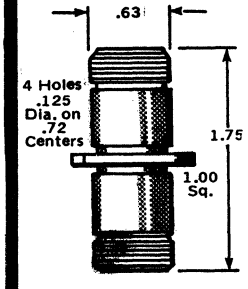

800-2484-03

Teflon* Insulator.
Gold Plated
Beryillium
Center Contact.

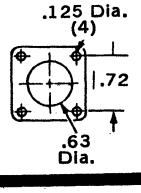

50 OHM
1000 VRMS

SAME DAY SHIPMENTS FROM STOCK

*Teflon® is Du Pont's registered trademark.

SPECIFY – CONCORD® "THE COMPONENT PEOPLE"

30 GREAT JONES STREET
NEW YORK, N.Y. 10012-1115
(212) 777-6571 • 1-800-847-4162
FAX (212) 995-0161

PANEL/BULKHEAD RECEPTACLES

CRIMP TYPE PUSH-ON BNC MALE

800-2497-03

For use on RG58 and 141 Teflon* Insulator. Gold Plated Brass Center Pin

50 OHM
500 VRMS

BNC FEMALE BULKHEAD RECEPTACLE



800-2416-03

Teflon* Insulator. Gold Plated Beryillium Center Contact. Mounts in Panels Up To .13 Thick.

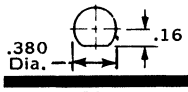

50 OHM
500 VRMS

BNC MALE BULKHEAD RECEPTACLE

800-2476-03

Teflon* Insulated. Gold Plated Brass Center Contact. Beryillium Outer Finger Contact.

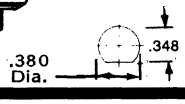

50 OHM
500 VRMS

BNC FEMALE BULKHEAD RECEPTACLE 75 OHMS



800-2477-03

Teflon* Insulator. Gold Plated Beryillium Center Contact. Mounts in Panels Up To .130 Thick.

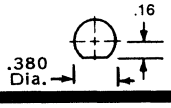

75 OHM
500 VRMS

BNC ISOLATED GROUND FEMALE BULKHEAD RECEPTACLE

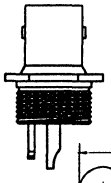

800-2478-03

Polytetrafluoroethylene Insulator. Gold Plated Beryillium Center Contact Supplied with nut and lockwasher

50 OHM
500 VRMS

BNC FEMALE PANEL RECEPTACLE

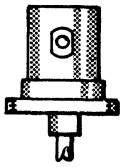

800-2507-03
800-2479-03

Teflon* Insulator. Gold Plated Beryillium Center Contact.

50 OHM
500 VRMS

	A
800-2507	.500
800-2479	.531

BNC MALE PANEL RECEPTACLE

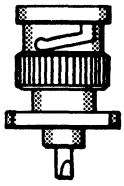

800-2480-03

Teflon* Insulator. Beryillium Outer Finger Contact. Gold Plated Male Center Contact.

50 OHM
500 VRMS

BNC FEMALE PRESSURIZED BULKHEAD RECEPTACLE



800-2481-03

Teflon* Insulator. Silicone Rubber O-Ring withstands 50 PSI. Gold Plated Beryillium Copper Center Contact. Mounts in Panels Up To .24 Thick.

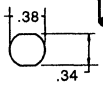

50 OHM
500 VRMS

BNC HERMETICALLY SEALED FEMALE BULKHEAD RECEPTACLE

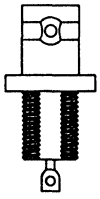

800-2482-03

Teflon* Insulator. Gold Plated Beryillium Center Contact. Silicone Rubber O-Ring withstands 50 PSI. Mounts in Panels Up To .37 Thick.

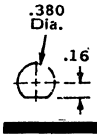

Supplied with hex, nut, and washer.

50 OHM
500 VRMS

BNC ISOLATED GROUND FEMALE BULKHEAD RECEPTACLE (.38 DIA. MOUNTING HOLE)

800-2540-03

Valox Insulator. Gold Plated Beryillium Center Contact. Mounts in Panels Up To .18 Thick.

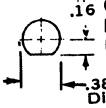

50 OHM
500 VRMS

TYPE "N" FEMALE PANEL RECEPTACLE

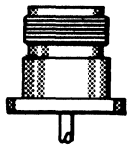

800-2466-03

Teflon* Insulated. Gold Plated Beryillium Center Contact.

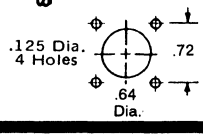

50 OHM
1000 VRMS

TYPE "N" MALE PANEL RECEPTACLE

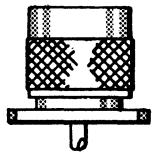

800-2467-03

Teflon* Insulator. Phosphor Bronze Outer Finger Contact. Gold Plated Male Center Contact.

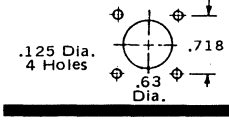

50 OHM
1000 VRMS

UHF FEMALE PANEL RECEPTACLE



800-2468-03

Teflon* Insulator. Gold Plated Phosphor Bronze Center Contact.

500 VRMS

UHF MALE PANEL RECEPTACLE

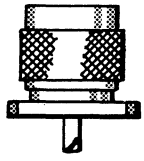

800-2469-03

Teflon* Insulator. Gold Plated Male Center Conductor.

500 VRMS

TNC FEMALE PANEL RECEPTACLE

800-2410-03

Teflon* Insulator. Gold Plated Beryillium Center Conductor.

50 OHM
500 VRMS

SPECIFY — CONCORD® "THE COMPONENT PEOPLE"

*Teflon® is Du Pont's registered trademark.

30 GREAT JONES STREET
NEW YORK, N.Y. 10012-1115
(212) 777-6571 • 1-800-847-4162
FAX (212) 995-0161

BULKHEAD RECEPTACLES

TYPE "N" FEMALE BULKHEAD RECEPTACLE



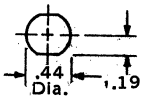

800-2470-03

Teflon* Insulator.
Gold Plated
Beryillium
Center Contact.

50 OHM
1000 VRMS

TNC ISOLATED GROUND FEMALE BULKHEAD RECEPTACLE



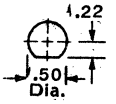

800-2474-03

Teflon* Insulator.
Gold Plated Beryillium
Center Contact.
Mounts in Panels Up
To .17 Thick.

Supplied with hex
nut, and washer

50 OHM
500 VRMS

UHF FEMALE BULKHEAD RECEPTACLE

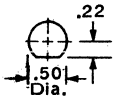

800-2472-03

Teflon* Insulator.
Gold Plated
Center Contact

50 OHM
500 VRMS

TNC FEMALE BULKHEAD RECEPTACLE



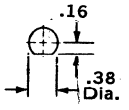

800-2473-03

Teflon* Insulator.
Gold Plated
Beryillium
Center Contact.
Mounts in Panels
Up To .13 Thick.

50 OHM
500 VRMS

TWINAXIAL & TRIAXIAL CONNECTORS

SPECIFICATIONS

Bodies and Fittings — Tarnish Resistant Brass QQ-B-626 Alloy 360 ½ Hard.
Insulator — Teflon MIL-P-19468

Center Contacts — Female — Gold Plated Beryillium Copper QQ-530 Cond. Ht.
Male — Gold Plated Brass QQ-B-626 Alloy 360, ½ Hard.
Outer Contacts — Beryillium QQ-C-530 Cond. Ht.

BNC FEMALE TO TRIAXIAL MALE

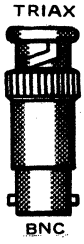

800-2488-03

500 VRMS

TRIAXIAL HERMETIC SEALED BULKHEAD FEMALE

800-2489-03

Gasket Seal Will
Withstand 50 PSI.

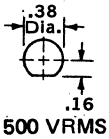

500 VRMS

TRIAXIAL BULKHEAD FEMALE

800-2498-03
3 Lug

Mounts in Panels Up
To .122 Thick

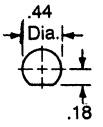

500 VRMS

TRIAXIAL ISOLATED GROUND FEMALE BULKHEAD RECEPTACLE

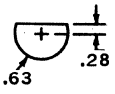

800-2491-03

500 VRMS

TRIAXIAL MALE CABLE PLUG — FOR TRIAX CABLE

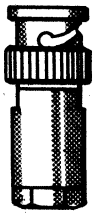

800-2492-03
2 Lug

800-2499-03
3 Lug

M17/134-00001,
M17/134-00002
Cable or
Commercial
Equivalent

500 VRMS

*Teflon® is Du Pont's registered trademark

SPECIFY — CONCORD® "THE COMPONENT PEOPLE"

30 GREAT JONES STREET
NEW YORK, N.Y. 10012-1115
(212) 777-6571 • 1-800-847-4162
FAX (212) 995-0161

TWINAXIAL & TRIAXIAL CONNECTORS

TRIAXIAL MALE CABLE PLUG – FOR TWINAX CABLE

800-2493-03

For Use On
RG108A/U
Cable
78 OHM

500 VRMS

TRIAXIAL BULKHEAD FEMALE (TWO LUG)

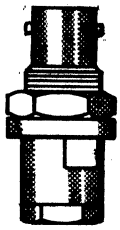

800-2494-03

For use with
Microdot Cable
293-3930
.175 O.D. Jacket

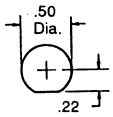

500 VRMS

FEMALE TO FEMALE TRIAXIAL BULKHEAD FEEDTHRU (TWO LUG)



800-2505-03

Supplies With
Silicone Rubber
O-Ring

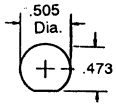

500 VRMS

TWINAX BULKHEAD RECEPTACLE



800-2495-03

Mounts in Panels
Up To .127 Thick.

MOUNTING HOLE

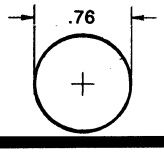

500 VRMS

TWINAX MALE CABLE PLUG

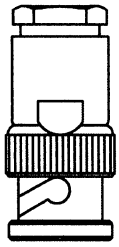

800-2496-03

For Use On
RG108A/U Cable

500 RMS

TRIAXIAL CABLES

3 LUG TRIAXIAL CABLE ASSEMBLY TRIAXIAL CONNECTORS

Part No.	Length
795-5064-25	36 Inches
795-5065-25	60 Inches

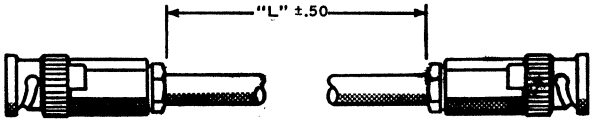

Uses Connectors 800-2499-03-25 and Belden Cable 9222 With The Following Characteristics: Impedance: 50 Ohms #20 Awg (7 x 28) Polyethylene Insulation, Tinned Copper Shield, .242 O.D. Capacitance Between Conductors 30.8 pF/Ft. Rated 500 VRMS

2 LUG TRIAXIAL CABLE ASSEMBLY TRIAXIAL CONNECTORS

Part No.	Length
795-5066-25	36 Inches
795-5067-25	60 Inches

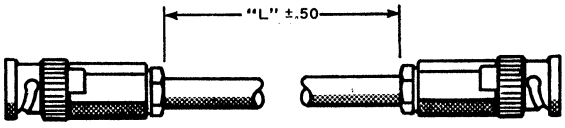

Uses Connectors 800-2492-03-25 and Belden Cable 9222. Description as Above.

2 LUG TWINAXIAL CABLE ASSEMBLY TRIAXIAL CONNECTORS

Part No.	Length
795-5094-25	18 Inches
795-5095-25	24 Inches
795-5096-25	36 Inches
795-5097-25	48 Inches
795-5098-25	60 Inches

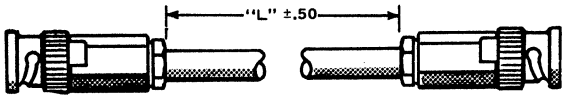

Uses Connectors 800-2493-03-25 and Belden Cable 9272 With The Following Characteristics: Impedance: 78 Ohms 2 Conductors Shielded #20 Awg (7 x 28) With Polyethylene Insulation, Tinned Copper Shield. .242 O.D. Capacitance Between Conductors 19.7 pF/Ft. Rated 500 VRMS.

WE CROSS REFERENCE MOST MAJOR MANUFACTURERS

SPECIFY – CONCORD® "THE COMPONENT PEOPLE"

*Teflon® is Du Pont's registered trademark.

30 GREAT JONES STREET
NEW YORK, N.Y. 10012-1115
(212) 777-6571 • 1-800-847-4162
FAX (212) 995-0161

SMA SPECIFICATIONS

MATERIALS

Bodies, nuts - Corrosion Resistant Steel per QQ-S-763
Contacts - Beryllium Copper per QQ-C-530
Insulators - Teflon per MIL - P - 19468
Gaskets - Silicone Rubber per ZZ-R-765

*FINISH

Contact - .000050 min Gold per MIL-G-45204
Other Metal Parts - gold plated or passivated

MATING CHARACTERISTICS

Center Contact, socket - 1 oz. min.
Force to engage, disengage - 2 in-lbs. maximum
Connector durability - 500 cycles min.

ELECTRICAL

Impedance - 50 ohms nominal
Frequency range: 0-18 GHZ semi rigid cable
0-12 GHZ flexible cable
Insulation resistance - 5.000 megohms min.

ELECTRICAL (Continued)

Contact resistance -
Center contact - 3 milliohms max.
Outer contact - 2 milliohms max.
RF leakage - –60DB minimum

Specifications are typical for connectors designed to MIL - C -39012 and may not apply to all connectors.

SMA INTERFACE DIMENSIONS

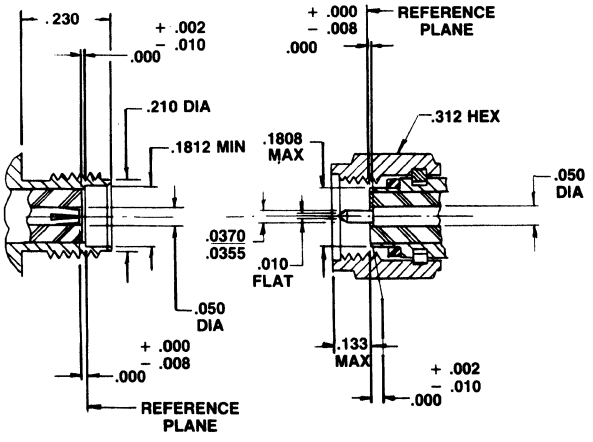

The SMA is a high performance connector capable of being used to 18 GHZ with low VSWR. The bodies are manufactured from stainless steel and the contacts from Beryllium Copper. Because of its rugged construction, small size and superior performance it has become a general purpose connector used in many applications not requiring performance at microwave frequencies.

The connector can be used with semi-rigid or flexible cable. The methods of attaching semi-rigid cable are direct solder or solder-clamp. Flexible cable is attached by clamping, crimping or solder.

* NOTE:
ALL PART NUMBERS SHOWN ARE GOLD PLATED.
FOR PASSIVATED STAINLESS STEEL ADD -22

30 GREAT JONES STREET
NEW YORK, N.Y. 10012-1115
(212) 777-6571 • 1-800-847-4162
FAX (212) 995-0161

RF CONNECTORS SMA SERIES

SOLDER, SEMI-RIGID CABLE

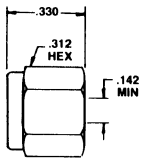

Plug, Straight
Cabling Proc. **A**
(no contact)

PART NUMBER*	CABLE
800-1100	.141SR

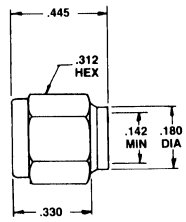

Plug, Straight
Cabling Proc. **A**
(no contact)

PART NUMBER*	CABLE
800-1107	.141SR

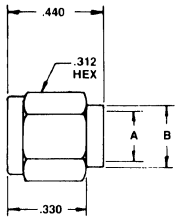

Plug, Straight
Cabling Proc. **B**

PART NUMBER	A.	B.	CABLE
800-1101	.086	.120	.085SR
800-1102	.142	.180	.141SR

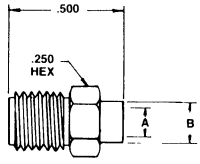

Jack, Straight
Cabling Proc. **B**

PART NUMBER	A.	B.	CABLE
800-1108	.086	.120	.085SR
800-1109	.142	.180	.141SR

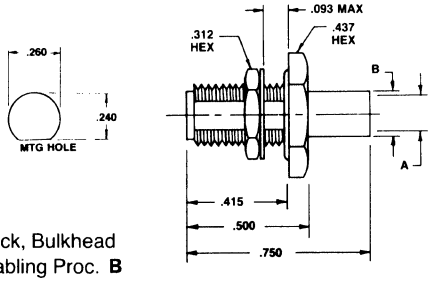

Jack, Bulkhead
Cabling Proc. **B**

PART NUMBER	A.	B.	CABLE
800-1103	.086	.120	.085SR
800-1104	.142	.180	.141SR

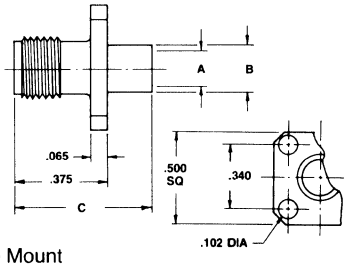

Jack, Flange Mount
Cabling Proc. **B**

PART NUMBER	A.	B.	C.	CABLE
800-1110	.086	.120	.500	.085SR
800-1111	.142	.180	.560	.141SR

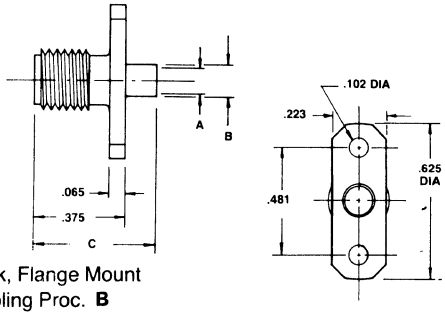

Jack, Flange Mount
Cabling Proc. **B**

PART NUMBER	A.	B.	C.	CABLE
800-1105	.086	.120	.500	.085SR
800-1106	.142	.180	.560	.141SR

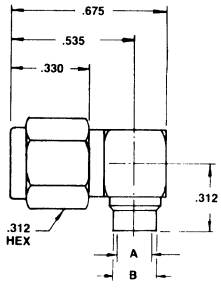

Plug, Right Angle
Cabling Proc. **C**

PART NUMBER	A.	B.	CABLE
800-1112	.086	.120	.085SR
800-1113	.142	.180	.141SR

30 GREAT JONES STREET
NEW YORK, N.Y. 10012-1115
(212) 777-6571 • 1-800-847-4162
FAX (212) 995-0161

RF CONNECTORS SMA SERIES

SOLDER, FLEXIBLE CABLE

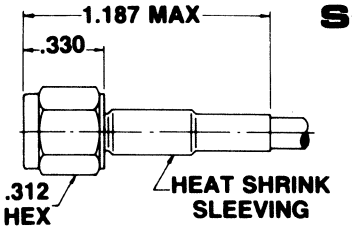

Plug, Straight
Cabling Proc. D

PART NUMBER	CABLE
800-1114	RG316, 187, 188, 174, 179
800-1115	RG142, 55, 58, 141, 223, 303, 400

Jack, Straight
Cabling Proc. D

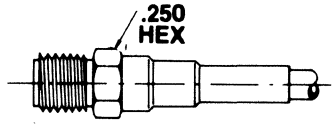

PART NUMBER	CABLE
800-1118	RG316, 187, 188, 174, 179
800-1119	RG142, 55, 58, 141, 223, 303, 400

Plug, Right Angle
Cabling Proc. E

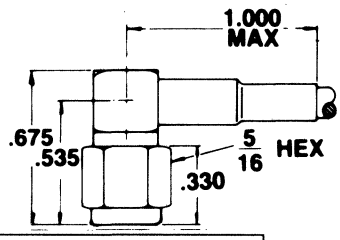

PART NUMBER	CABLE
800-1116	RG316, 187, 188, 174, 179
800-1117	RG142, 55, 58, 141, 223, 303, 400

Jack, Bulkhead
Cabling Proc. D

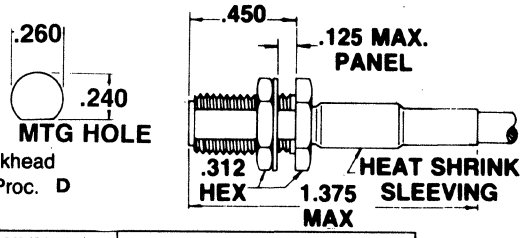

PART NUMBER	CABLE
800-1120	RG316, 187, 174, 179
800-1121	RG142, 55, 58, 141, 223, 303, 400

CRIMP, FLEXIBLE CABLE

Plug, Straight
(non-captured contact)
Cabling Proc. K

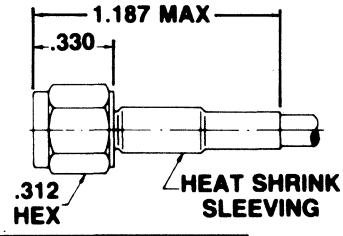

PART NUMBER	CABLE
800-1130	RG316, 187, 188, 174, 179
800-1131	RG142, 55, 223, 400

Plug, Straight
(captured contact)
Cabling Proc. F

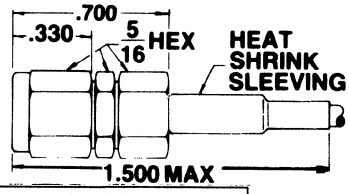

PART NUMBER	CABLE
800-1142	RG178, 196
800-1143	RG316, 187, 188, 174, 179
800-1144	RG195, 180
800-1145	RG141, 58, 303
800-1146	RG142, 55, 223, 400

Jack, Straight
(captured contact)
Cabling Proc. F

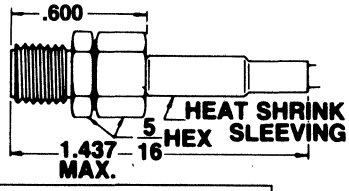

PART NUMBER	CABLE
800-1132	RG178, 196
800-1133	RG316, 187, 188, 174, 179
800-1134	RG195, 180
800-1135	RG141, 58, 303
800-1136	RG142, 55, 223, 400

Jack, Bulkhead
(captured contact)
Cabling Proc. F

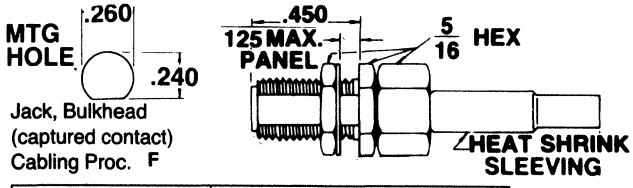

PART NUMBER	CABLE
800-1147	RG178, 196
800-1148	RG316, 187, 188, 174, 179
800-1149	RG195, 180
800-1150	RG141, 58, 303
800-1151	RG142, 55, 223, 400

Jack, Flange Mount
(captured contact)
Cabling Proc. F

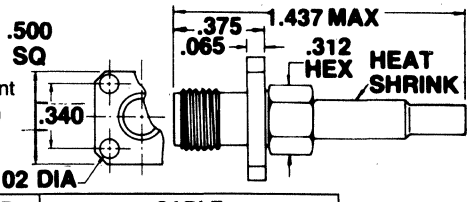

PART NUMBER	CABLE
800-1137	RG178, 196
800-1138	RG316, 187, 188, 174, 179
800-1139	RG195, 180
800-1140	RG141, 58, 303
800-1141	RG142, 55, 223, 400

Plug, Right Angle
Cabling Proc. H

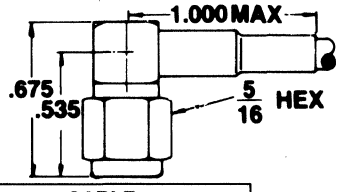

PART NUMBER	CABLE
800-1152	RG178, 196
800-1153	RG316, 187, 188, 174, 179
800-1154	RG195, 180
800-1155	RG141, 58, 303
800-1156	RG142, 55, 223, 400

30 GREAT JONES STREET
NEW YORK, N.Y. 10012-1115
(212) 777-6571 • 1-800-847-4162
FAX (212) 995-0161

RF CONNECTORS SMA SERIES

SOLDER-CLAMP, SEMI RIGID

Our solder-clamp termination is especially designed for assembling semi-rigid coax cable to a connector body. The cable is soldered into a sleeve which in turn is clamped into the body with a rear nut. This method minimizes the teflon extrusion problem associated with direct solder designs and also results in excellent electrical performance. Center contact is captured between insulators.

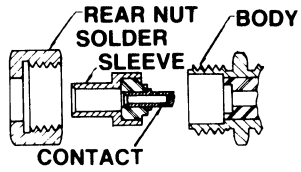

Plug Straight
Cabling Proc. M

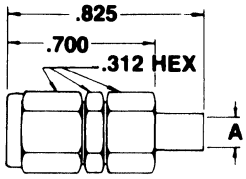

PART NUMBER	A.	CABLE
800-1160	.120	.085SR
800-1161	.180	.141SR

Jack, Straight
Cabling Proc. M

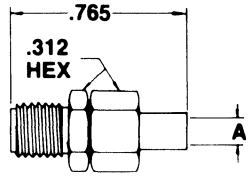

PART NUMBER	A.	CABLE
800-1164	.120	.085SR
800-1165	.180	.141SR

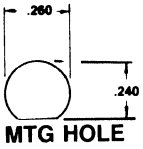

Jack, Bulkhead
Cabling Proc. M

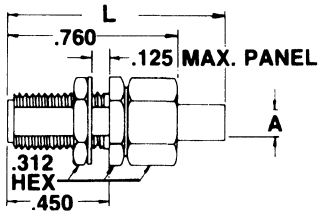

PART NUMBER	A.	CABLE	L REF
800-1162	.120	.085SR	.98
800-1163	.180	.141SR	.93

Plug, Right Angle
Cabling Proc. N

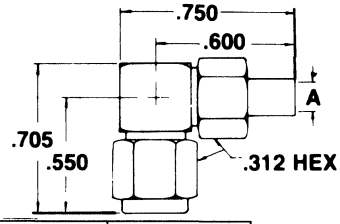

PART NUMBER	A.	CABLE
800-1166	.120	.085SR
800-1167	.180	.141SR

CLAMP, FLEXIBLE CABLE

Our clamp cable termination has a minimum of packing parts for fast, simple assembly. The connector is field serviceable and features a rotating sleeve in the clamping nut which prevents the cable from twisting. The cable is retained in the body by a rear nut which clamps the braid and jacket to the wedge. The center contact is captivated.

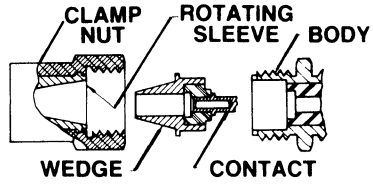

Plug, Straight
Cabling Proc. S

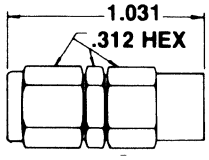

PART NUMBER	CABLE
800-1170	RG316, 188, 187, 174, 179
800-1171	RG195, 180
800-1172	RG142, 55, 58, 141, 223, 303, 400

Jack, Straight
Cabling Proc. S

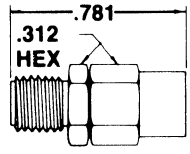

PART NUMBER	CABLE
800-1176	RG316, 188, 187, 174, 179
800-1177	RG195, 180
800-1178	RG142, 55, 58, 141, 223, 303, 400

Plug, Right Angle
Cabling Proc. T

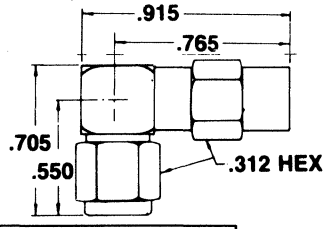

PART NUMBER	CABLE
800-1173	RG316, 188, 187, 174, 179
800-1174	RG195, 180
800-1175	RG142, 55, 58, 141, 223, 303, 400

Jack, Bulkhead
Cabling Proc. S

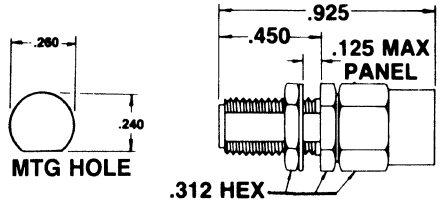

PART NUMBER	CABLE
800-1179	RG316, 188, 174, 179
800-1180	RG195, 180
800-1181	RG142, 55, 58, 141, 223, 303, 400

30 GREAT JONES STREET
NEW YORK, N.Y. 10012-1115
(212) 777-6571 • 1-800-847-4162
FAX (212) 995-0161

RF CONNECTORS SMA SERIES

RECEPTACLES

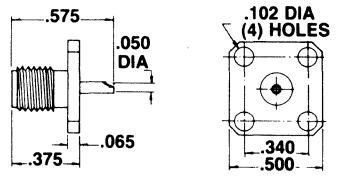

Jack, Flange Mount
Solder Pot

PART NUMBER
800-1200

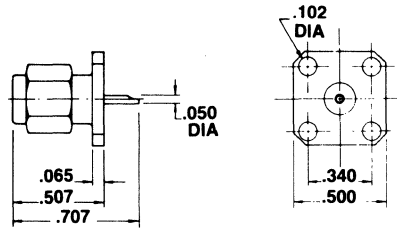

Plug, Flange Mount
Solder Pot

PART NUMBER
800-1206

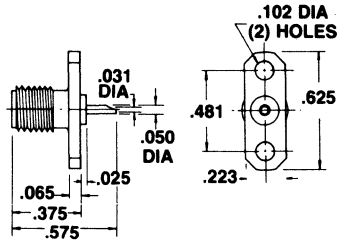

Jack, Flange Mount
Solder Pot

PART NUMBER
800-1201

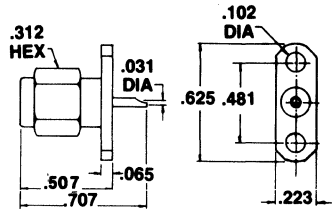

Plug, Flange Mount
Solder Pot

PART NUMBER
800-1207

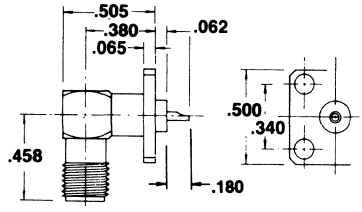

Jack, Right Angle,
Flange Mount
Solder Pot

PART NUMBER
800-1202

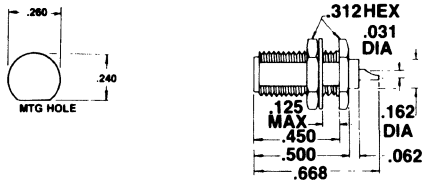

Jack, Bulkhead, Rear Mount
Solder Pot

PART NUMBER
800-1208

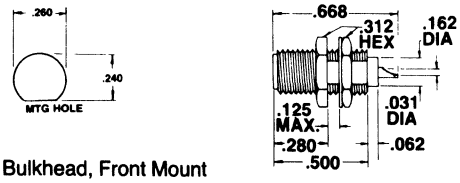

Jack, Bulkhead, Front Mount
Solder Pot

PART NUMBER
800-1203

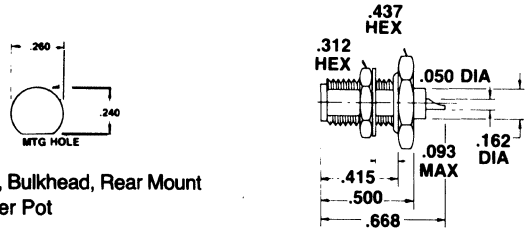

Jack, Bulkhead, Rear Mount
Solder Pot

PART NUMBER
800-1209

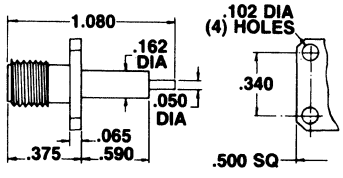

Jack, Flange Mount
Straight Terminal

PART NUMBER	CENTER CONTACT
800-1204	Not Captured
800-1205	Captured

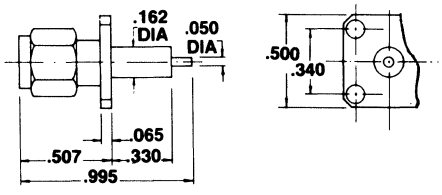

Plug, Flange Mount
Straight Terminal

PART NUMBER	CENTER CONTACT
800-1210	Captured
800-1211	Not Captured

SPECIFY – CONCORD® "THE COMPONENT PEOPLE"

30 GREAT JONES STREET
NEW YORK, N.Y. 10012
(212) 777-6571
TWX 710-581-4930

RF CONNECTORS SMA SERIES

RECEPTACLES, PRINTED CIRCUIT

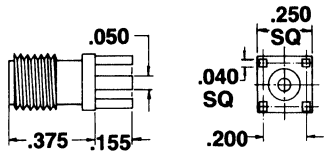

Jack, Straight

PART NUMBER
800-1220

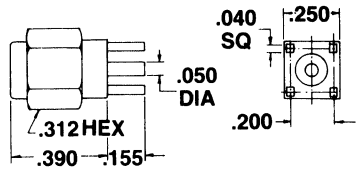

Plug, Straight

PART NUMBER
800-1222

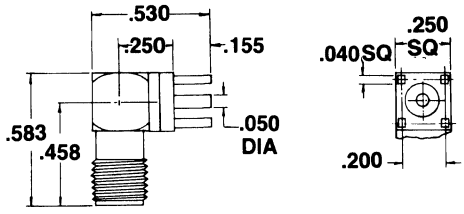

Jack, Right Angle

PART NUMBER
800-1221

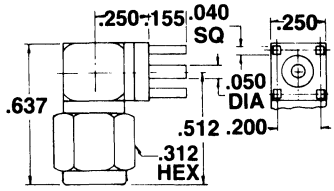

Plug, Right Angle

PART NUMBER
800-1223

ADAPTERS

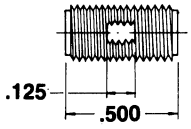

Jack/Jack

PART NUMBER
800-1230

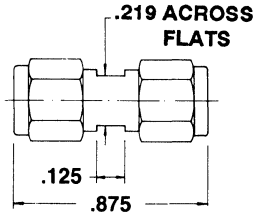

Plug/Plug

PART NUMBER
800-1233

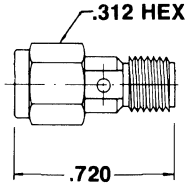

Jack/Plug

PART NUMBER
800-1231

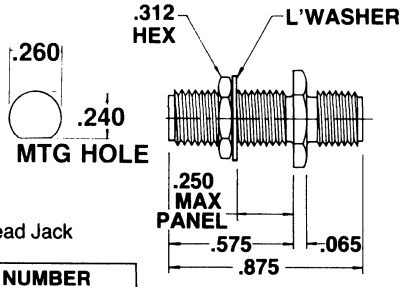

Jack/Bulkhead Jack

PART NUMBER
800-1234

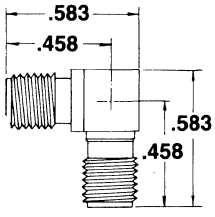

Jack/Jack, Right Angle

PART NUMBER
800-1232

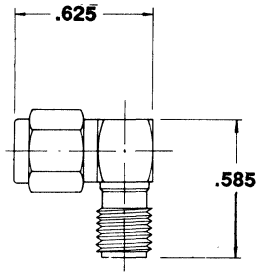

Jack/Plug, Right Angle

PART NUMBER
800-1235

30 GREAT JONES STREET
NEW YORK, N.Y. 10012-1115
(212) 777-6571 • FAX (212) 995-0161

SMB, SMC, SLIDE-ON SERIES

SMB, SMC SPECIFICATIONS

MECHANICAL

Materials:
- Bodies and Male contacts – Brass per QQ - B - 626
- Female contacts – Beryllium Copper per QQ - C - 530
- Insulators – Teflon* per Mil - P - 19468

Finish:
- Contacts – .000050 min. Gold
- Other metal parts – Gold Plated

Mating Characteristics:
- Center contact, Socket – 1 oz. minimum withdrawal
- Engagement – Screw-on, 16 in. - oz. max.
  - Snap-on, initial 14 lbs. max., After 500 cycles, 2 lbs. min.
  - Slide-on, initial 6 lbs. max., After 500 cycles, .5 lbs. min.
- Mating Torque – Screw-on, 60-75 in. - oz.
- Coupling Proof Torque – 100 in. - oz. min.

ELECTRICAL

Impedance – 50 ohms nominal
Frequency range – 0 to 10.0 GHZ
Insulation resistance – 1000 megohms min.
Contact resistance
- Center contact – 6.0 milliohms max.
- Outer contact – 1.0 milliohms max.
- Braid to body – 1.0 milliohms max.

Dielectric Withstanding Voltage (DWV)

Cables	Vrms
RG178U	1000
RG316U	1500

RF Leakage – 60DB minimum
Insertion Loss – .25DB max at 4GHZ

This Commercial Connector Series is designed to interface with connectors that are manufactured to meet MIL-C-39012.

*Teflon® is Du Pont's registered trademark.

SMB, SMC, SLIDE-ON INTERFACE DIMENSIONS

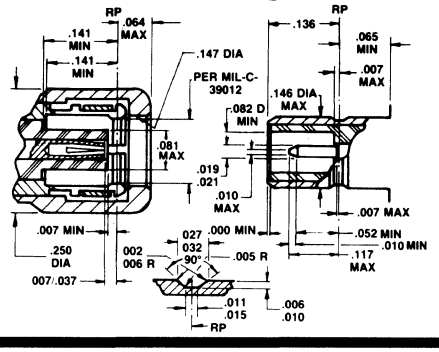

SMB (Snap-on)

A subminiature connector for rapid connect/disconnect and where space limitations prohibit the use of wrenches. Mating is closed entry for ease of mating and for prevention of damage to the interface.

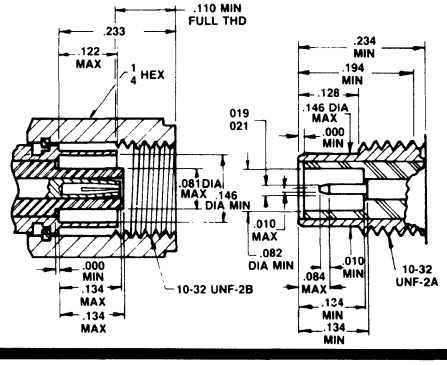

SMC (Screw-on)

A subminiature connector with good electrical characteristics and positive mechanical engagement. Our connector has a retaining ring, that permits torquing with no deformation of material or degradation of performance. Coupling nuts are retractable and cannot pull off after repeated matings.

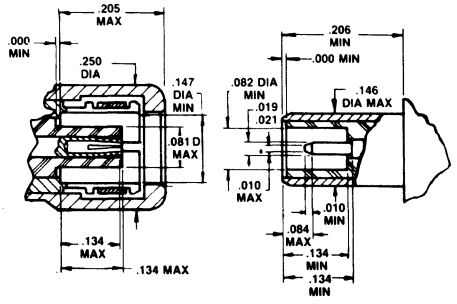

Slide-On

The subminiature slide-on is designed for rack-and-panel installation, or blind mating. The mating is closed entry to prevent connector damage. The connectors are held in the mated condition by external components.

SPECIFY – CONCORD® "THE COMPONENT PEOPLE"

30 GREAT JONES STREET
NEW YORK, N.Y. 10012
(212) 777-6571
TWX 710-581-4930

SMB, SMC, SLIDE-ON SERIES

CLAMP, FLEXIBLE CABLE

Our clamp cable attachment is an innovative design to achieve excellent electrical characteristics with a minimum number of parts. It is especially suited for high production and where field repairability is essential. The cable is retained in the connector body by a rear nut that clamps the cable braid and jacket to a wedge surface. The center contact is captured between the rear and front insulators.

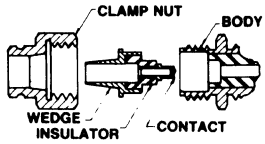

Plug, Straight
Cabling Procedure P

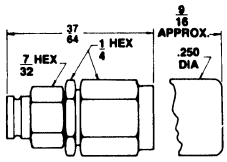

SERIES	PART NUMBER	CABLE
SMB SMC Slide-On	800-1300 800-1301 800-1302	RG178, 196, 404
SMB SMC Slide-On	800-1001 800-1000 800-1303	RG188, 316, 187, 174, 179

Plug, Right Angle
Cabling Procedure R

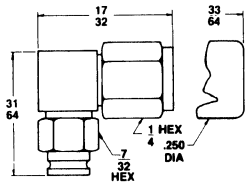

SERIES	PART NUMBER	CABLE
SMB SMC Slide-On	800-1304 800-1305 800-1306	RG178, 196, 404
SMB SMC Slide-On	800-1005 800-1004 800-1307	RG188, 316, 187, 174, 179

Jack, Straight
Cabling Procedure P

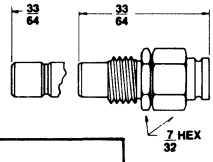

SERIES	PART NUMBER	CABLE
SMB SMC Slide-On	800-1308 800-1309 800-1310	RG178, 196, 404
SMB SMC Slide-On	800-1311 800-1312 800-1313	RG188, 316, 187, 174, 179

Jack, Straight, Bulkhead
Cabling Procedure P

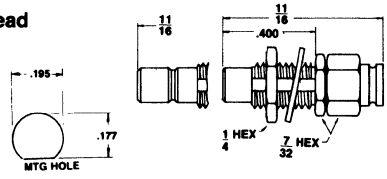

SERIES	PART NUMBER	CABLE
SMB SMC Slide-On	800-1314 800-1315 800-1316	RG178, 196, 404
SMB SMC Slide-On	800-1009 800-1008 800-1317	RG188, 316, 187, 174, 179

SOLDER-CLAMP, SEMI-RIGID CABLE

Our solder-clamp termination is especially designed for assembling semi-rigid coax cable to a connector body. The cable is soldered into a sleeve which in turn is clamped into the body with a rear nut. This method minimizes the teflon* extrusion problem associated with direct solder designs and also results in excellent electrical performance. Center contact is captured between insulators.

*Teflon® is Du Pont's registered trademark.

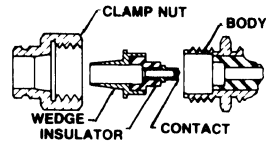

Plug, Straight
Cabling Procedure M

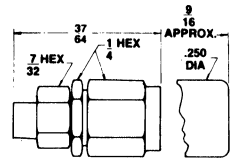

SERIES	PART NUMBER	CABLE
SMB SMC	800-1400 800-1401	.070 semi-rigid
SMB SMC	800-1402 800-1403	.086 semi-rigid

Plug, Right Angle
Cabling Procedure C (Solder)

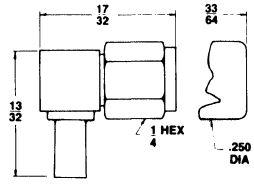

SERIES	PART NUMBER	CABLE
SMB SMC	800-1404 800-1405	.070 semi-rigid
SMB SMC	800-1406 800-1407	.086 semi-rigid

Jack, Straight
Cabling Procedure M

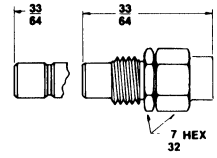

SERIES	PART NUMBER	CABLE
SMB SMC	800-1408 800-1409	.070 semi-rigid
SMB SMC	800-1410 800-1411	.086 semi-rigid

Jack, Straight, Bulkhead
Cabling Procedure M

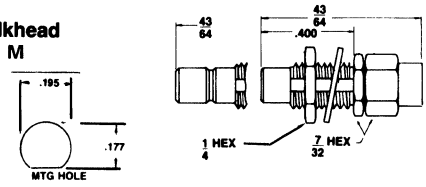

SERIES	PART NUMBER	CABLE
SMB SMC	800-1412 800-1413	.070 semi-rigid
SMB SMC	800-1414 800-1415	.086 semi-rigid

SPECIFY — CONCORD® "THE COMPONENT PEOPLE"

30 GREAT JONES STREET
NEW YORK, N.Y. 10012
(212) 777-6571
TWX 710-581-4930

SMB, SMC, SLIDE-ON SERIES

CRIMP, FLEXIBLE CABLE

Our crimp cable termination is designed for lowest cost to the user due to higher assembly production rates and low initial cost. The connector is not field serviceable, but the rear assembly can be replaced if the user desires. The cable braid is crimped to a removable barrel with a standard crimp tool. The barrel is assembled to the connector with a rear nut.

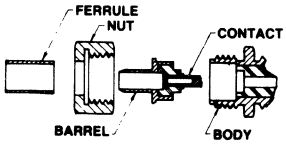

Plug, Straight
Cabling Procedure F

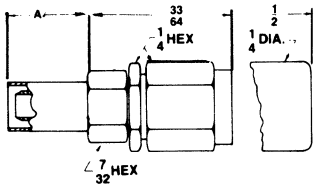

SERIES	PART NUMBER	A	CABLE
SMB	800-1500	.31	RG178, 196, 404
SMC	800-1501	.31	
Slide-On	800-1502	.31	
SMB	800-1003	.38	RG188, 316, 187, 174, 179
SMC	800-1002	.38	
Slide-On	800-1503	.38	

Plug, Right Angle
Cabling Procedure H

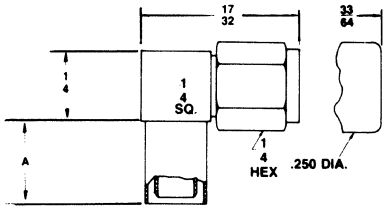

SERIES	PART NUMBER	A	CABLE
SMB	800-1504	.31	RG178, 196, 404
SMC	800-1505	.31	
Slide-On	800-1506	.31	
SMB	800-1007	.38	RG188, 316, 187, 174, 179
SMC	800-1006	.38	
Slide-On	800-1507	.38	

Jack, Straight
Cabling Procedure F

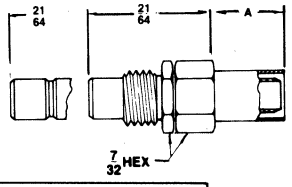

SERIES	PART NUMBER	A	CABLE
SMB	800-1508	.31	RG178, 196, 404
SMC	800-1509	.31	
Slide-On	800-1510	.31	
SMB	800-1511	.38	RG188, 316, 187, 174, 179
SMC	800-1512	.38	
Slide-On	800-1513	.38	

Jack, Straight, Bulkhead
Cabling Procedure F

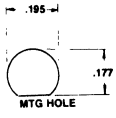

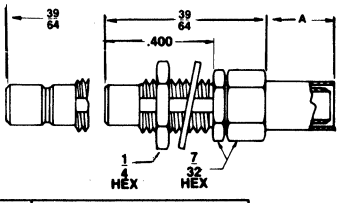

SERIES	PART NUMBER	A	CABLE
SMB	800-1514	.31	RG178, 196, 404
SMC	800-1515	.31	
Slide-On	800-1516	.31	
SMB	800-1011	.38	RG188, 316, 187, 174, 179
SMC	800-1010	.38	
Slide-On	800-1517	.38	

RECEPTACLES, PRINTED CIRCUIT

Plug, Straight

SERIES	PART NUMBER
SMB	800-1550
SMC	800-1551
Slide-On	800-1552

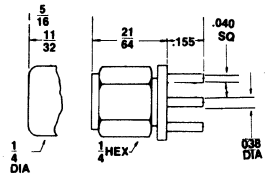

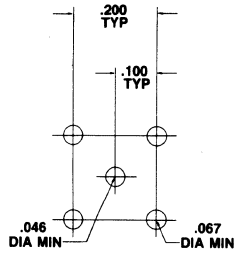

Jack, Straight

SERIES	PART NUMBER
SMB	800-1019
SMC	800-1018
Slide-On	800-1553

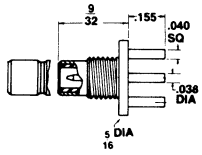

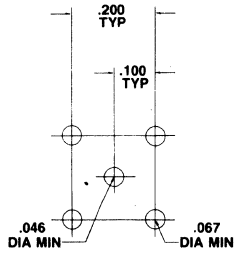

Jack, Right Angle

SERIES	PART NUMBER
SMB	800-1021
SMC	800-1022
Slide-On	800-1554

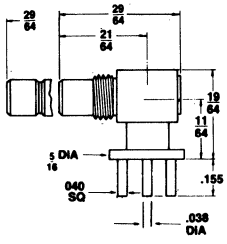

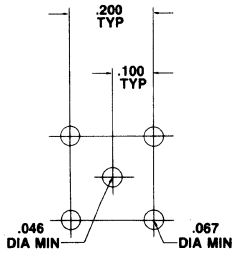

Plug, Right Angle

SERIES	PART NUMBER
SMB	800-1555
SMC	800-1556
Slide-On	800-1557

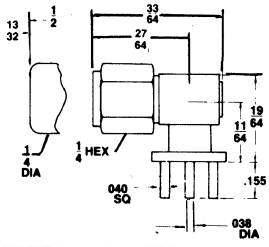

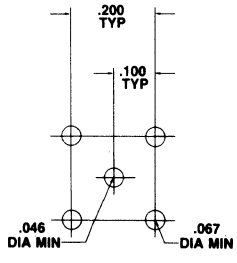

SPECIFY – CONCORD® "THE COMPONENT PEOPLE"

30 GREAT JONES STREET
NEW YORK, N.Y. 10012-1115
(212) 777-6571 • FAX (212) 995-0161

SMB, SMC, SLIDE-ON SERIES

RECEPTACLES, BULKHEAD MOUNT, SOLDER POT

Jack, Rear Mount

SERIES	PART NUMBER
SMB	800-1013
SMC	800-1012
Slide-On	800-1600

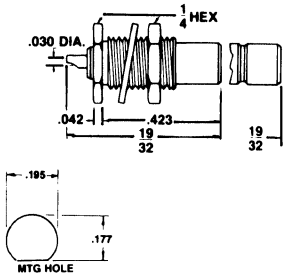

Jack, Front Mount

SERIES	PART NUMBER
SMB	800-1015
SMC	800-1014
Slide-On	800-1601

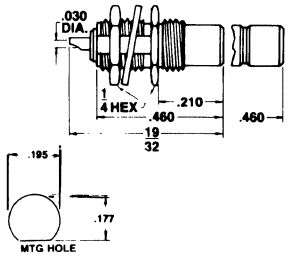

Plug, Front Mount

SERIES	PART NUMBER
SMB	800-1602
SMC	800-1603
Slide-On	800-1604

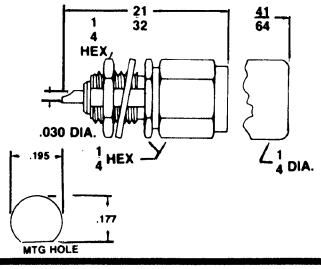

Jack, Right Angle

SERIES	PART NUMBER
SMB	800-1016
SMC	800-1017

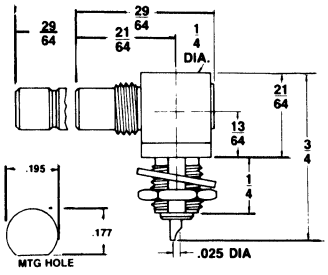

Plug, Right Angle

SERIES	PART NUMBER
SMB	800-1606

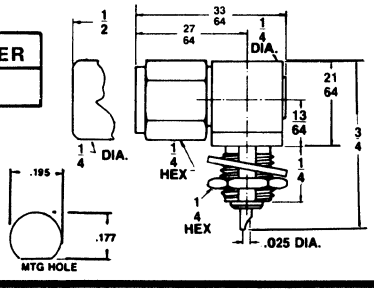

Jack, Flush Mount

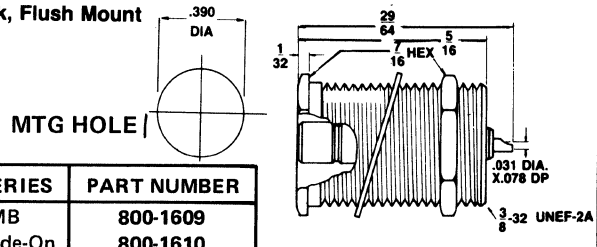

SERIES	PART NUMBER
SMB	800-1609
Slide-On	800-1610

ADAPTERS, SMB, SMC, SLIDE-ON

Plug/Plug

SERIES	PART NUMBER
SMB	800-1620
SMC	800-1621
Slide-On	800-1622

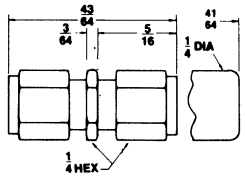

Jack/Jack

SERIES	PART NUMBER
SMB	800-1623
SMC	800-1624
Slide-On	800-1625

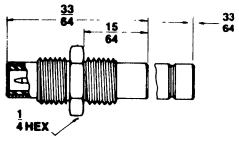

Plug/Bulkhead Jack

SERIES	PART NUMBER
SMB	800-1626
SMC	800-1627
Slide-On	800-1628

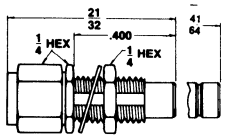

Jack/Bulkhead Jack

SERIES	PART NUMBER
SMB	800-1629
SMC	800-1630
Slide-On	800-1631

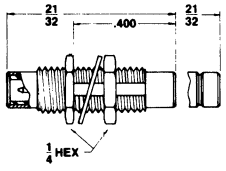

Plug/Plug/Plug, "T" Connector

SERIES	PART NUMBER
SMB	800-1632
SMC	800-1633

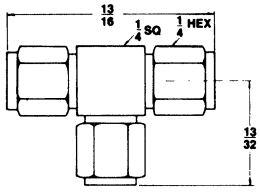

Jack/Jack/Jack, "T" Connector

SERIES	PART NUMBER
SMB	800-1635
SMC	800-1636

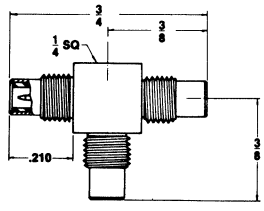

SPECIFY — CONCORD® "THE COMPONENT PEOPLE"

30 GREAT JONES STREET
NEW YORK, N.Y. 10012-1115
(212) 777-6571 • FAX (212) 995-0161

CABLING PROCEDURES

CABLING PROCEDURE A

Step 1. Assemble cable to body and soft solder as shown.

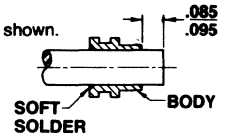

Step 2. Trim cable and dielectric flush with body. Trim center conductor as shown. Assemble lock ring and gasket.

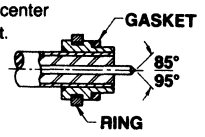

Step 3. Assemble coupling nut by depressing lock ring.

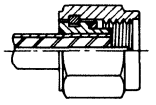

CABLING PROCEDURE B

Step 1. Trim cable as shown. Tin center conductor.

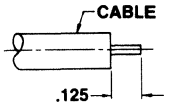

Step 2. Solder contact per table and as shown.

PART NUMBER	A	PART NUMBER	A
800-1101	.015	800-1110	.010
800-1100	.010	800-1105	.015
800-1108	.015	800-1106	.010
800-1107	.010	800-1103	.015
800-1110	.015	800-1104	.010

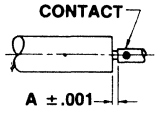

Step 3. Insert cable into body until outer conductor is flush with body shoulder. Solder outer conductor into body.

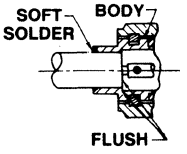

Step 4. Press insulator into body.

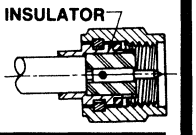

COUPLING PROCEDURE C

Step 1. Trim cable as shown. Tin center conductor.

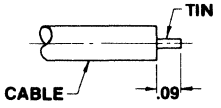

Step 2. Insert cable into connector body until outer conductor is flush with inside of body. Center conductor will protrude into contact slot. Solder contact into slot. Solder outer conductor to body.

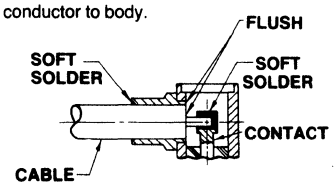

Step 3. Solder cap into body.

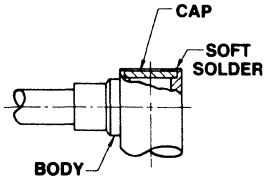

CABLING PROCEDURE D

Step 1. Assemble shrink sleeving and ferrule over cable. Trim cable as shown. Tin center conductor and flair braid.

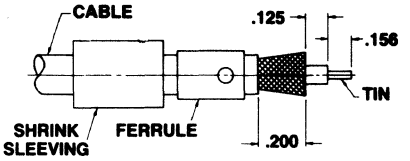

Step 2. Solder contact as shown and per table.

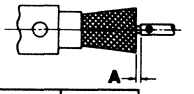

PART NUMBER	A	PART NUMBER	A
800-1114	.000	800-1119	.015
800-1115	.015	800-1120	.000
800-1118	.000	800-1121	.015

Step 3. Assemble cable to body. Braid must slide over barrel. Slide ferrule to body shoulder. Seat cable dielectric in insulator. Solder braid to body through hole in ferrule.

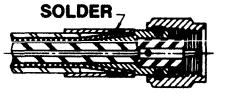

Step 4. Shrink sleeving over outer ferrule. Maintain .030 dimension in plugs.

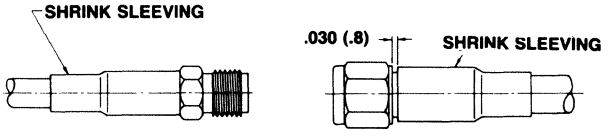

CABLING PROCEDURE E

Step 1. Assemble shrink sleeving and ferrule over cable. Trim cable as shown. Tin center conductor and flair braid.

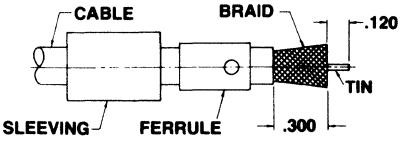

Step 2. Assemble cable into body. Braid must slide over barrel until cable dielectric is flush with inside of body. Center conductor must protrude into contact slot. Solder conductor into slot.

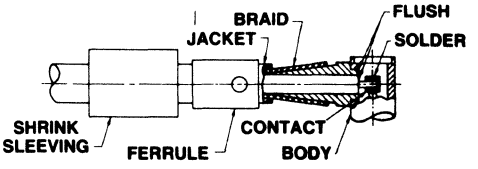

Step 3. Slide ferrule over braid to body shoulder. Solder through hole in ferrule, braid to body.

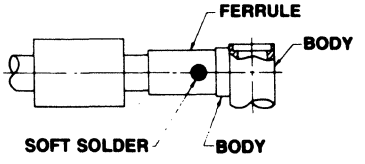

Step 4. Solder cap into body. Shrink sleeving over ferrule and cable.

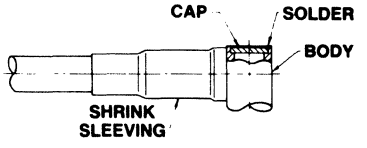

30 GREAT JONES STREET
NEW YORK, N.Y. 10012
(212) 777-6571
TWX 710-581-4930

CABLING PROCEDURES

CABLING PROCEDURE F

Step 1. Trim cable as shown. Slide ferrule and clamp nut over cable. Tin center conductor.

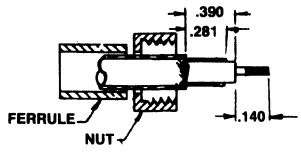

Step 2. Insert barrel assembly between braid and dielectric with center conductor in hole in insulator. Cable dielectric must seat in insulator. Solder center contact to conductor.

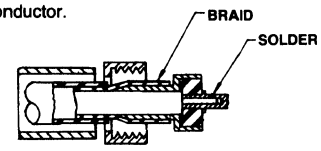

Step 3. Assemble cable assembly into body. Lock assembly to body with clamp nut. Crimp ferrule to retain cable.

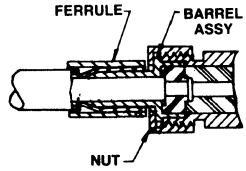

CABLING PROCEDURE H

Step 1. Slide ferrule over cable. Trim cable as shown. Tin center conductor.

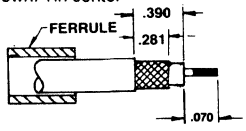

Step 2. Insert barrel of connector between braid and cable dielectric, taking care that center conductor enters slot in contact. Solder center conductor.

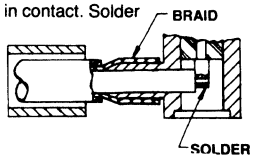

Step 3. Crimp ferrule over barrel to retain cable. Press in cap.

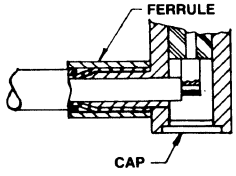

CABLING PROCEDURE K

Step 1. Slide ferrule over cable. Trim cable as shown. Tin center conductor.

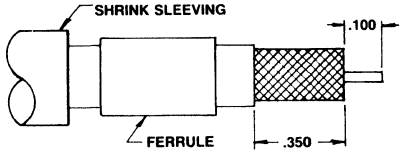

Step 2. Solder center contact. Insert barrel of connector between braid and dielectric. Dielectric must butt against insulator.

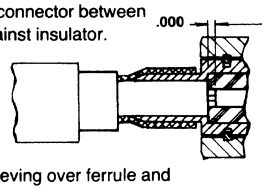

Step 3. Crimp ferrule to retain braid. Shrink sleeving over ferrule and cable.

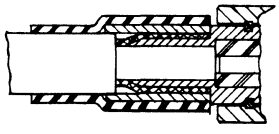

CABLING PROCEDURE M

Step 1. Trim cable as shown. Tin center conductor. Assemble clamp nut over cable.

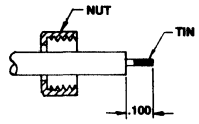

Step 2. Solder jacket into barrel as shown. Press insulator into barrel and insert center contact. Solder center conductor through hole in contact.

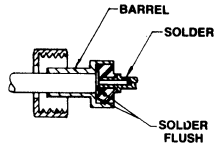

Step 3. Insert barrel assembly into conductor body. Screw clamp nut to body to retain barrel.

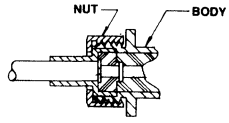

CABLING PROCEDURE N

Step 1. Trim cable as shown. Tin center conductor. Assemble clamp nut over cable.

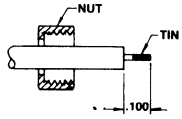

Step 2. Solder cable into barrel as shown. Insert insulator into barrel and press in center contact. Solder center conductor through hole in contact.

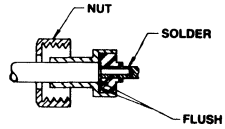

Step 3. Insert barrel assembly into connector. Screw clamp nut to body to retain barrel assembly.

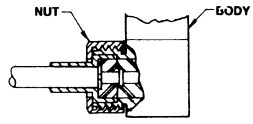

CABLING PROCEDURE P

Step 1. Slide nut over cable. Trim cable as shown. Tin center conductor. Slit jacket (2) places 180 degrees apart.

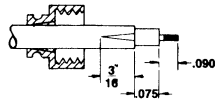

Step 2. Insert wedge assembly between braid and dielectric. Center conductor of cable must enter hole in insulator. Cable dielectric must seat in insulator. Insert center contact in insulator and solder.

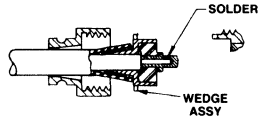

Step 3. Assemble cable assembly into body and screw clamp nut to body.

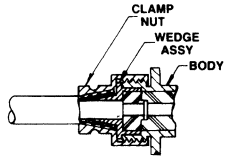

SPECIFY – CONCORD® "THE COMPONENT PEOPLE"

30 GREAT JONES STREET
NEW YORK, N.Y. 10012
(212) 777-6571
TWX 710-581-4930

CABLING PROCEDURES

CABLING PROCEDURE R

Step 1. Slide nut over cable. Trim cable as shown. Tin center conductor. Slit jacket (2) places.

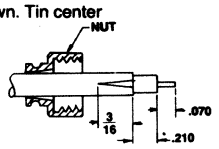

Step 2. Insert cable into body until braid and jacket butt against shoulder and center conductor enters slot in contact.

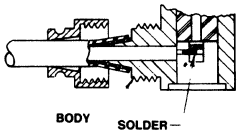

Step 3. Screw clamp nut to body to retain cable. Solder center conductor into slot. Press cap into body.

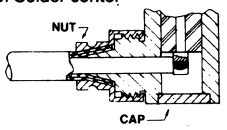

CABLING PROCEDURE S

Step 1. Slide nut assembly over cable. Trim cable as shown. Tin center conductor. Slit jacket (2) places 180 degrees apart.

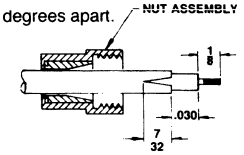

Step 2. Insert wedge assembly between braid and dielectric with center conductor in hole in insulator. Cable dielectric must seat in insulator. Insert center contact in insulator and solder.

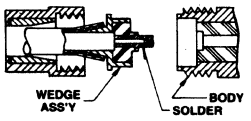

Step 3. Assemble cable assembly into body. Lock assembly to body with nut assembly.

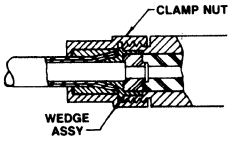

CABLING PROCEDURE T

Step 1. Slide nut assembly over cable. Trim cable as shown. Tin center conductor. Slit jacket (2) places 180 degrees apart.

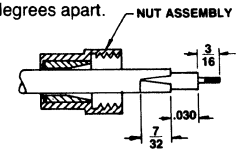

Step 2. Insert wedge assembly between braid and dielectric with center conductor in hole in insulator. Cable dielectric must seat in insulator. Insert contact in insulator and solder.

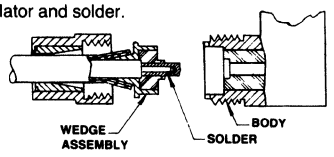

Step 3. Assemble cable assembly into body. Lock assembly to body with nut assembly.

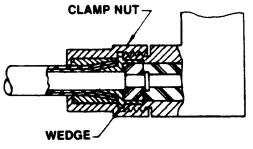

800-3013 STANDARD CRIMPING TOOL

Crimp Tool for 'F' Fittings on RG-59 and RG-6/U

30 GREAT JONES STREET
NEW YORK, N.Y. 10012-1115
(212) 777-6571 • TWX 710-581-4930
FAX (212) 995-0161

701-2862

CRIMP TOOLS
AND DIE KIT
6 - PCS

CONCORD P/N	DESCRIPTION
701-2883	1 – CRIMP TOOL FRAME
701-2864	1 – DIE SET FOR CRIMP TOOL FRAME
701-2865	1 – DIE SET FOR CRIMP TOOL FRAME
701-2880	1 – MINIATURE PIN CRIMPING TOOL

PORTABLE POWER STRIPPER
701-2859

HAND HELD POWER
DRIVERS 3" X3" X 10"
WEIGHT LESS THAN 2-1/4 LBS

RMOVABLE NI-CAD
BATTERY PAK (7.2 VOLT)
BATTERY CHARGER INCLUDED

CUTTER HEADS
(FOR USE WITH THE 701-2859)

701-2857 FOR RG-58/U
701-2858 FOR RG-59/U

701-2863 CRIMP TOOL FRAME
INCLUDES 701-2864 DIE SET



SETTING PLIERS FOR STRAIN RELIEFS

Concord P/N
770-4030

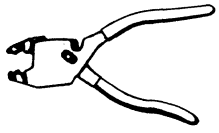

701-28XX AVAILABLE DIE SETS FOR CRIMP TOOL FRAME

CONCORD PART NO	CAVITY DIMENSIONS	CABLES
701-2864	.052", .068", .100",213", & .255"	RG-58/U, RG-59/U,RG-142/U, RG-8X
701-2865	.178", .130", .068"	RG-174/U, RG-188/U, RG-316/U AND MINI 59/U COAX CONN.
701-2866	.100", .128", & .429"	RG-8/U, RG-213/U, RG-214/U, AND BELDON 9913 CABLES
701-2867	.239", .068", .319"	RG-58/U, RG-59/U, RG-62/U
701-2868	160"., .184", .215"	FIBER OPTIC CONNECTORS
701-2869	.255", .324", .350"	RG-59/U, RG-6/U AND F-TYPE (CATV) COAX CONNECTORS
701-2878	.213", .184", .068", .042"	RG-58/U, RG-174/U COAX CONNECTORS
701-2879	.315", .255", .068", .042"	RG-59/U AND BELDON 8281 COAX CABLE
701-2882	.080", .100", .429"	RG-8/U, RG-11/U AND RG-213/U

800-3013 STANDARD CRIMPING TOOL

Crimping Tool for "F" Fittings on RG-59 and RG-6/U

701-2880 MINIATURE PIN CRIMPING TOOL

FOR COAX AND D-SUBMINIATURE CRIMP PINS

WE CROSS REFERENCE MOST MAJOR MANUFACTURERS

SPECIFY – CONCORD® "THE COMPONENT PEOPLE"

FOR ADDITIONAL SIZES AND MATERIALS, CONTACT FACTORY

30 GREAT JONES STREET
NEW YORK, N.Y. 10012-1115
(212) 777-6571 · 1-800-847-4162
FAX (212) 995-0161 • E-MAIL: INFO@CONCORD-ELEX.COM

PC TEST POINTS

PRINTED CIRCUIT WIRE FORM PRODUCTS



PC TEST POINTS

- **COLORED CODED PC TEST CLIPS**
- **BOOST VISIBILITY AND IDENTIFICATION**
- **EASY POLARIZATION**
- **SECURE GRIPS FOR GRABBERS, HOOKS, ALLIGATOR CLIPS, PROBES OR TIPS**

707-5401-XX PC TEST POINTS

BASIC PART NO. COLOR

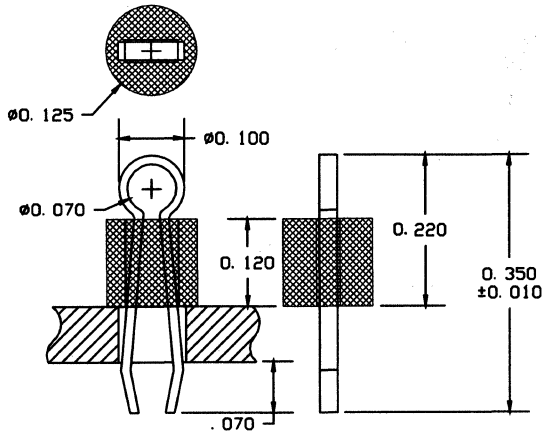

Specifications:
Mtg. Hole: .063" Dia. Hole
Material: .015" x .030 Phosphor Bronze Alloy, Electro Tin Finish.
Collar: 30% Glass Filled Polyster

BLK	RED	ORN	YEL	GRN	BLU	WHT
10	12	13	14	15	16	19

707-5403-XX PC TEST POINTS

BASIC PART NO. COLOR

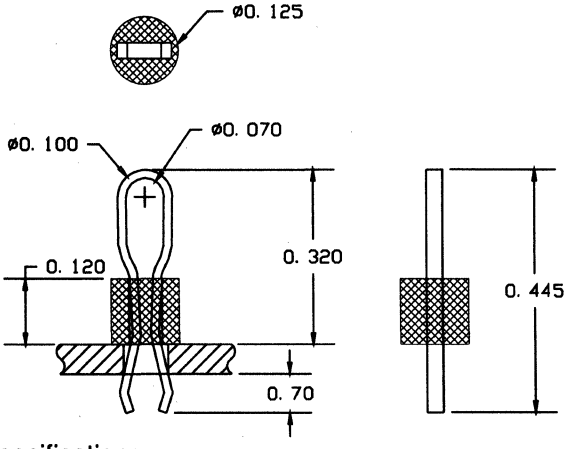

Specifications:
Mtg. Hole: .063" Dia. Hole
Material: .015" x .030 Phosphor Bronze Alloy, Electro Tin Finish.
Collar: 30% Glass Filled Polyster

BLK	RED	ORN	YEL	GRN	BLU	WHT
10	12	13	14	15	16	19

707-5402-XX PC TEST POINTS

BASIC PART NO. COLOR

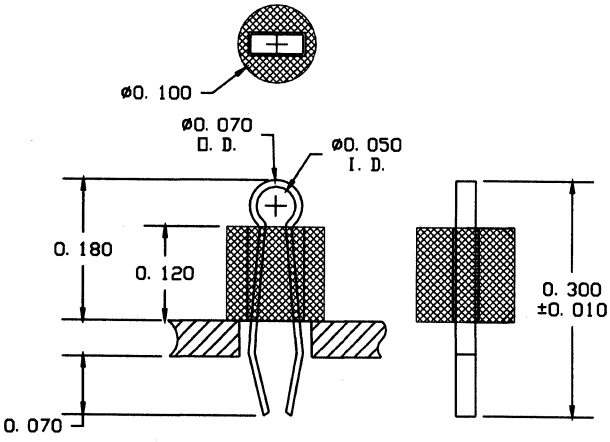

Specifications:
Mtg. Hole: .035" to .042" Dia. Hole
Material: .010" x .020 Phosphor Bronze Alloy, Electro Tin Finish.
Collar: Glass Filled Polyster

BLK	RED	ORN	YEL	GRN	BLU	WHT
10	12	13	14	15	16	19

MANUFACTURED BY CONCORD® "THE COMPONENT PEOPLE"

FOR ADDITIONAL SIZES AND MATERIALS, CONTACT FACTORY

30 GREAT JONES STREET
NEW YORK, N.Y. 10012-1115
(212) 777-6571 · 1-800-847-4162
FAX (212) 995-0161 • E-MAIL: INFO@CONCORD-ELEX.COM

PRINTED CIRCUIT WIRE FORM PRODUCT



SURFACE MOUNT TEST POINTS

- **AVAILABLE IN BULK AND TAPE AND REEL FORMAT.**
- **EASY ACESSES FOR BOARD LEVEL TESTING**

707-54XX-XX PC TEST POINT

BASIC PART NO. COLOR

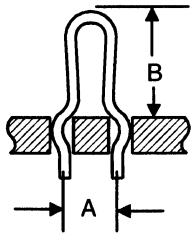

Concord P/N	A	B
707-5410	.100	.200
707-5411	.200	.300
707-5412	.250	.360
707-5413	.300	.400

Specifications

Material: .020" Dia. 70/30 brass wire
Finish: Bright, electro-tin 100 millionths min.
Mounting: Two, .040 Dia. +/-.003 plated through holes
Max. Current: 2 ampereres

707-54XX SURFACE MOUNT TEST POINT

BASIC PART NO.

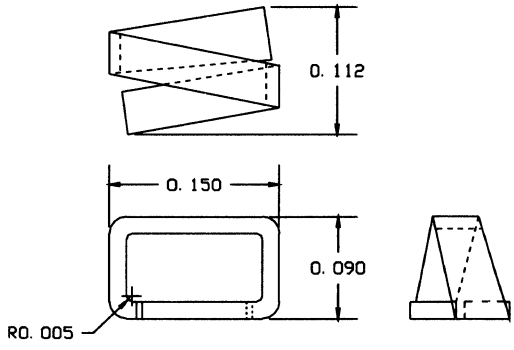

Specifications
Contact Material: .015" to .040" Phosphor bronze,1/2" Hard.
Contact Finish: .0001 tin lead plating Over .0001 Copper.
Tape Material: 12mm wide; pitch: 4mm; conductive polycarbonate carrier meets ANSI/EIA-481 standard.
Reel Size: 7" Inches – 1000 pieces per reel

Concord P/N
707-5404 BULK PACKAGE
707-5405 TAPE AND REEL FORMAT

707-5406 SURFACE MOUNT TEST POINT

BASIC PART NO.

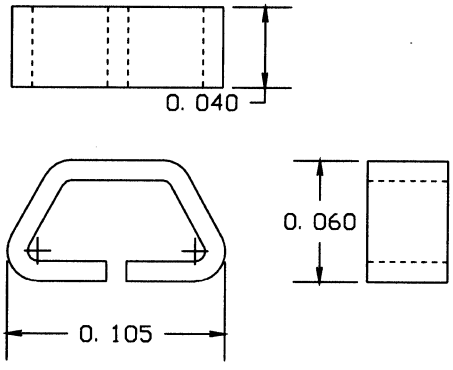

Specifications
Contact Material: .010" to .040" Phosphor Bronze.
Contact Finish: .0001 tin lead plating Over .0001 Copper.
Tape Material: 8mm wide; pitch: 4mm; conductive polycarbonate carrier meets ANSI/EIA-481 standard.
Reel Size: 7" Inches – 1000 pieces per reel

Concord P/N
707-5406 TAPE AND REEL FORMAT

30 GREAT JONES STREET
NEW YORK, N.Y. 10012-1115
(212) 777-6571 · 1-800-847-4162
FAX (212) 995-0161 · E-MAIL: INFO@CONCORD-ELEX.COM

09-3010-X-03XX / 09-3011-X-03XX — INSULATED SHORTING PLUGS WITH .040 DIAMETER PINS

BASIC PART NO. FINISH COLOR

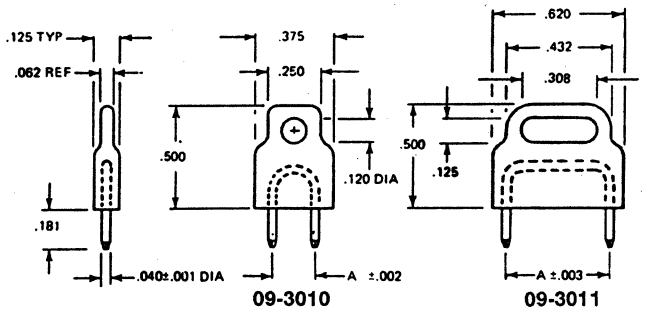

PART NO.		A
09-3010	-1	.200
	-2	.250
09-3011	-1	.400
	-2	.500

PIN FINISH NO.	
-03	Gold

INSULATION COLOR NUMBERS	
-10	Black
-12	Red
-16	Blue

COMPONENT	MATERIAL	FINISH
INSULATION	PLASTIC	—
PIN	BRASS	GOLD PLATED

09-3014-1-03XX / 09-3015-1-03XX — INSULATED SHORTING PLUGS WITH .040 DIAMETER PINS

BASIC PART NO. FINISH COLOR

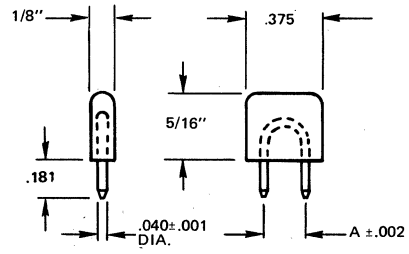

PART NO.	A
09-3014	.200
09-3015	.250

PIN FINISH NO.	
-03	Gold

INSULATION COLOR NUMBERS	
-10	Black
-12	Red

COMPONENT	MATERIAL	FINISH
INSULATION	PLASTIC	—
PIN	BRASS	GOLD PLATED

09-3020-1-06XX / 09-3021-1-06XX — INSULATED SHORTING JACKS FOR .040 DIAMETER PINS

BASIC PART NO. FINISH COLOR

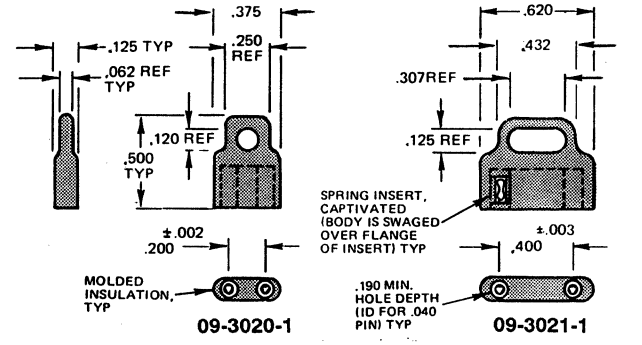

INSULATION COLOR NUMBERS	
-10	Black
-12	Red
-16	Blue

COMPONENT	MATERIAL	FINISH
INSULATION	POLYPROPYLENE	--
JACK BODY	BRASS	TIN PLATED
JACK SPRING	BERYLLUM COPPER	GOLD PLATED
STRAP	COPPER	TINNED

09-3002-X-03XX / 09-3006-X-03XX — INSULATED SHORTING PLUGS

BASIC PART NO. FINISH COLOR

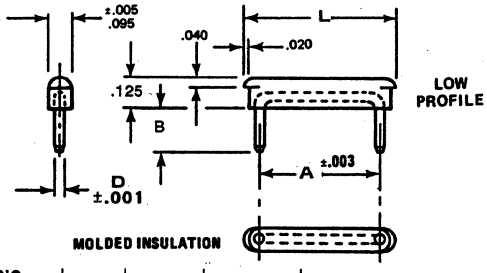

BASIC PART NO.	A	L	D ±.001	B
09-3002-1	.200	.334	.040 DIA.	.181
-2	.250	.384	.040 DIA.	.181
-3	.300	.434	.040 DIA.	.181
-4	.400	.534	.040 DIA.	.181
-5	.500	.634	.040 DIA.	.181
09-3006-1	.200	.334	.025 DIA.	.125
-2	.250	.384	.025 DIA.	.125
-3	.300	.434	.025 DIA.	.125
-4	.400	.534	.025 DIA.	.125
-5	.500	.634	.025 DIA.	.125

INSULATION COLOR NUMBERS	
-10	Black
-12	Red
-16	Blue

COMPONENT	MATERIAL	FINISH
INSULATION	PLASTIC	—
PIN	BRASS	GOLD PLATED

PIN FINISH NO.	
-03	Gold

SHORTING PLUGS

09-3001-X-03 / 09-3004-X-03 — NON-INSULATED SHORTING PLUGS

BASIC PART NO. FINISH

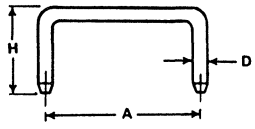

PART NO.	D	A	H
09-3001-1-03	.040	.200	.261±.010
09-3001-2-03	.040	.250	.261±.010
09-3001-3-03	.040	.300	.261±.010
09-3001-4-03	.040	.400	.261±.010
09-3001-5-03	.040	.500	.261±.010
09-3004-1-03	.025	.200	.200±.010
09-3004-2-03	.025	.250	.200±.010
09-3004-3-03	.025	.300	.200±.010
09-3004-4-03	.025	.400	.200±.010
09-3004-5-03	.025	.500	.200±.010

GOLD PLATED

01-2150-1-03XX — .080 DIAMETER PIN FOR PATCH CORD ASSEMBLY INSULATED HANDLE

BASIC PART NO. FINISH COLOR

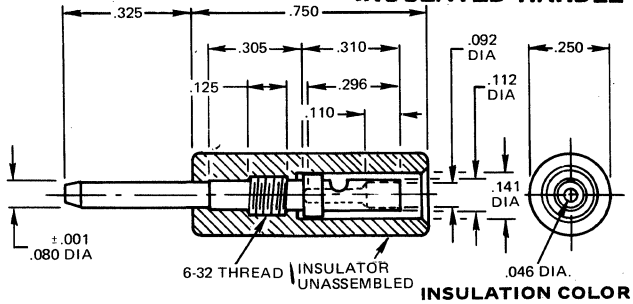

FOR USE ONLY WITH #22 AWG 7 STRAND
#30 COPPER WIRE
.054 MAX. DIA. OVER INSULATION.

INSULATION COLOR NUMBERS	
-10	Black
-12	Red
-19	White

COMPONENT	MATERIAL	FINISH
INSULATION	PLASTIC	—
PIN	BRASS	GOLD PLATED

30 GREAT JONES STREET
NEW YORK, N.Y. 10012-1115
(212) 777-6571 • 1-800-847-4162
FAX (212) 995-0161

P.C. JACKS-CLOSED ENTRY-SOLDER MOUNT

09-9050-1-XX P.C. JACK FOR .016 THRU .019 OR .020 ONLY, PINS*

BASIC PART NO. FINISH

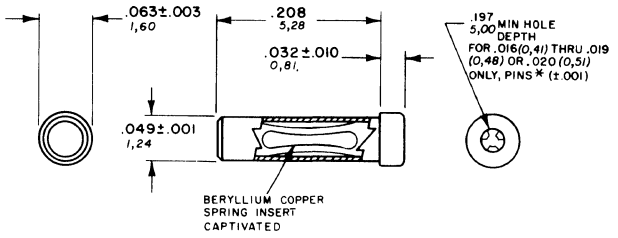

ACCEPTS .016(0,41) THRU .019(0,48) OR .020(0,51) ONLY, PINS *

BOARD THICKNESS .031(0,79) TO .156 (3,96)

COMPONENT FINISH

PART NO.	BODY (BRASS)	SPRING (BERYLLIUM COPPER)
09-9050-1-03	GOLD	GOLD
04	ELECTRO-TIN	ELECTRO-TIN
06	ELECTRO-TIN	GOLD

RECOMMENDED MOUNTING HOLE .052 $^{+.002}_{-.001}$ DIA (#55 DRILL)

*ONCE AN .020(0,51) PIN IS INSERTED, THE USE OF .016(0,41) THRU .019(0,48) PINS IS NO LONGER RECOMMENDED.

09-9049-1-XX P.C. JACK FOR .016 THRU .019 OR .020 ONLY, PINS*

BASIC PART NO. FINISH

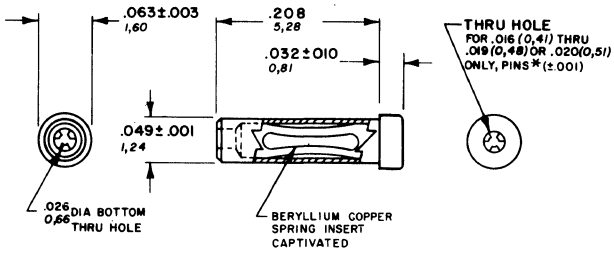

ACCEPTS .016 (0,41) THRU .019 (0,48) OR .020 (0,51) ONLY, PINS *

BOARD THICKNESS .031 (0,79) TO .156 (3,96)

COMPONENT FINISH

PART NO.	BODY (BRASS)	SPRING (BERYLLIUM COPPER)
09-9049-1-03	GOLD	GOLD
04	ELECTRO-TIN	ELECTRO-TIN
06	ELECTRO-TIN	GOLD

RECOMMENDED MOUNTING HOLE .052 $^{+.002}_{-.001}$ DIA (#55 DRILL)

*ONCE AN .020 (0,51) PIN IS INSERTED, THE USE OF .016(0,41) THRU .019(0,48) PINS IS NO LONGER RECOMMENDED.

09-9026-1-XX P.C. JACK FOR .016 THRU .019 OR .020 ONLY, PINS*

BASIC PART NO. FINISH

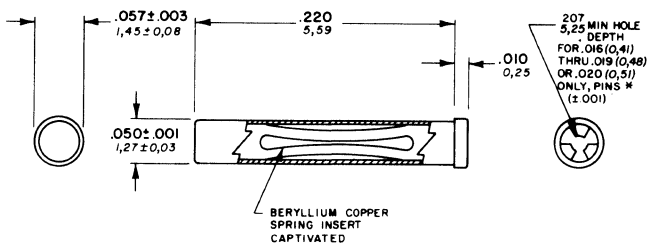

ACCEPTS .016(0,41) THRU .019(0,48) OR 020(0,51) ONLY, PINS *

BOARD THICKNESS .031(0,79) TO .188 (4,78)

COMPONENT FINISH

PART NO.	BODY (COPPER ALLOY)	SPRING (BERYLLIUM COPPER)
09-9026-1-03	GOLD	GOLD
04	ELECTRO-TIN	ELECTRO-TIN
06	ELECTRO-TIN	GOLD

RECOMMENDED MOUNTING HOLE .052 ±.001 DIA (#55 DRILL)

*ONCE AN 020(0,51) PIN IS INSERTED, THE USE OF .016(0,41) THRU .019(0,48) PIN IS NO LONGER RECOMMENDED.

09-9026-2-XX P.C. JACK FOR .016 THRU .019 OR .020 ONLY, PINS*

BASIC PART NO. FINISH

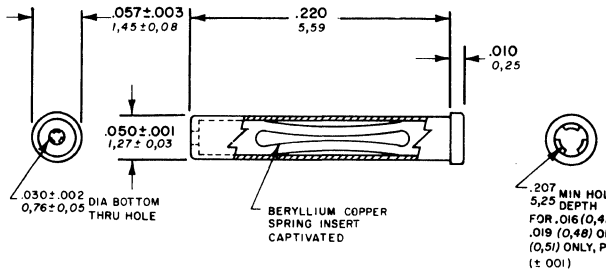

ACCEPTS .016 (0,41) THRU .019(0,48) OR .020(0,51) ONLY, PINS *

BOARD THICKNESS .031 (0,79) TO .188 (4,78)

COMPONENT FINISH

PART NO.	BODY (COPPER ALLOY)	SPRING (BERYLLIUM COPPER)
09-9026-2-03	GOLD	GOLD
04	ELECTRO-TIN	ELECTRO-TIN
06	ELECTRO-TIN	GOLD

RECOMMENDED MOUNTING HOLE .052 ±.001 DIA (#55 DRILL)

*ONCE AN .020(0,51) PIN IS INSERTED, THE USE OF .016 (0,41) THRU .019 (Q48) PINS IS NO LONGER RECOMMENDED.

09-9093-1-XX P.C. JACK FOR .022 PIN

BASIC PART NO. FINISH

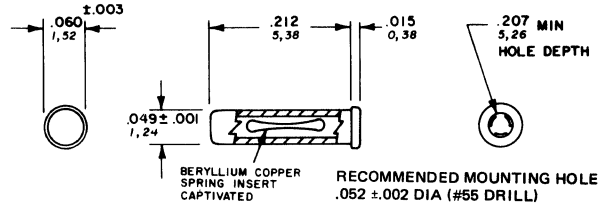

RECOMMENDED MOUNTING HOLE .052 ±.002 DIA (#55 DRILL)

ACCEPTS .022(0,56) PIN

COMPONENT FINISH

PART NO.	BODY (BRASS)	SPRING (BERYLLIUM COPPER)
09-9093-1-03	GOLD	GOLD
04	ELECTRO-TIN	ELECTRO-TIN
06	ELECTRO-TIN	GOLD

09-9015-1-XX P.C. JACK FOR .025 PIN

BASIC PART NO. FINISH

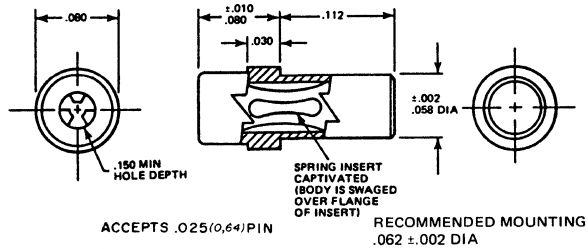

ACCEPTS .025(0,64) PIN

RECOMMENDED MOUNTING HOLE .062 ±.002 DIA

BOARD THICKNESS .031(0,79) TO .062 (1,57)

PART NO.	BODY (BRASS)	SPRING (BERYLLIUM COPPER)
09-9015-1-03	GOLD	GOLD
04	ELECTRO-TIN	ELECTRO-TIN
06	ELECTRO-TIN	GOLD

09-9017-1-XX P.C. JACK FOR .025 PIN

BASIC PART NO. FINISH

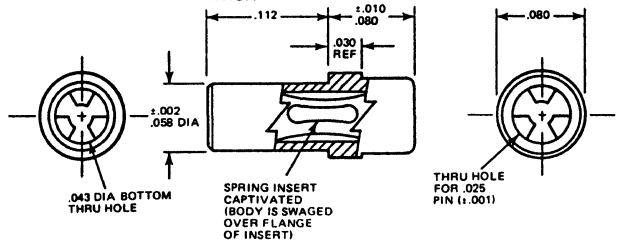

RECOMMENDED MOUNTING HOLE .062 ±.002 DIA

ACCEPTS .025(0,64) PIN

BOARD THICKNESS .031(0,79) TO .062(1,57)

COMPONENT FINISH

PART NO.	BODY (BRASS)	SPRING (BERYLLIUM COPPER)
09-9017-1-03	GOLD	GOLD
04	ELECTRO-TIN	ELECTRO-TIN
06	ELECTRO-TIN	GOLD

FOR ADDITIONAL SIZES AND MATERIALS, CONTACT FACTORY.

CONCORD
THE COMPONENT PEOPLE

30 GREAT JONES STREET
NEW YORK, N.Y. 10012-1115
(212) 777-6571 • TWX 710-581-4930
FAX (212) 995-0161

P.C. JACKS-CLOSED ENTRY- SOLDER MOUNT

09-9024-1-XX P.C. JACK FOR .025 PIN

BASIC PART NO. FINISH

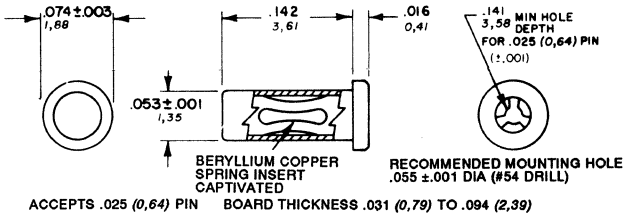

ACCEPTS .025 *(0,64)* PIN BOARD THICKNESS .031 *(0,79)* TO .094 *(2,39)*

RECOMMENDED MOUNTING DRILL .055 ±.001 DIA (#54 DRILL)

COMPONENT FINISH

PART NO.	BODY (COPPER ALLOY)	SPRING(BERYLLIUM COPPER)
09-9024-1-03	GOLD	GOLD
-04	ELECTRO-TIN	ELECTRO-TIN
-06	ELECTRO-TIN	GOLD

09-9018-1-XX P.C. JACK FOR .040 PIN

BASIC PART NO. FINISH

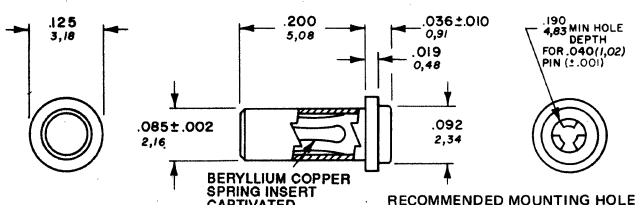

ACCEPTS .040*(1,02)* PIN

BOARD THICKNESS .031 *(0,79)* TO .156 *(3,96)*

COMPONENT FINISH

PART NO.	BODY(BRASS)	SPRING(BERYLLIUM COPPER)
09-9018-1-03	GOLD	GOLD
04	ELECTRO-TIN	ELECTRO-TIN
06	ELECTRO-TIN	GOLD

09-9036-1-XX P.C. JACK FOR .030.031 AND .032 PINS*

BASIC PART NO. FINISH

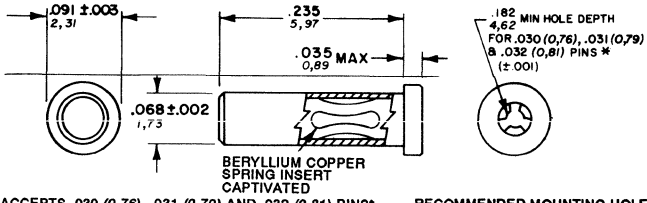

ACCEPTS .030 *(0,76)*, .031 *(0,79)* AND .032 *(0,81)* PINS*

BOARD THICKNESS .031 *(0,79)* TO .188 *(4,78)*

RECOMMENDED MOUNTING HOLE .073 ±.002 DIA (#49 DRILL)

COMPONENT FINISH

PART NO.	BODY(BRASS)	SPRING(BERYLLIUM COPPER)
09-9036-1-03	GOLD	GOLD
04	ELECTRO-TIN	ELECTRO-TIN
06	ELECTRO-TIN	GOLD

*INTERCHANGING OF .030 (0,76), .031 (0,79) AND .032 (0,82) SIZED PINS IS NOT RECOMMMENDED FOR REPEATED USAGE.

09-9002-1-XX P.C. JACK FOR .040 PIN

BASIC PART NO. FINISH

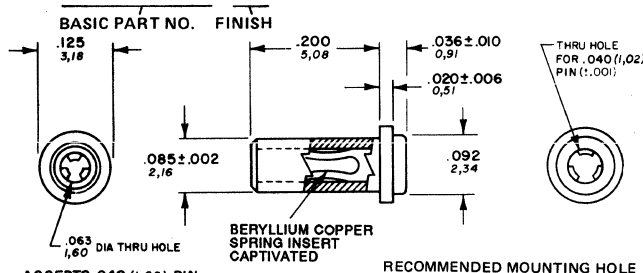

ACCEPTS .040 *(1,02)* PIN

BOARD THICKNESS .031*(0,79)* TO .156*(3,96)*

RECOMMENDED MOUNTING HOLE .089 +.002 -.001 DIA (#43 DRILL)

COMPONENT FINISH

PART NO.	BODY(BRASS)	SPRING(BERYLLIUM COPPER)
09-9002-1-03	GOLD	GOLD
04	ELECTRO-TIN	ELECTRO-TIN
06	ELECTRO-TIN	GOLD

09-9034-1-XX P.C. JACK FOR .030.031 AND .032 PINS*

PART NO. FINISH

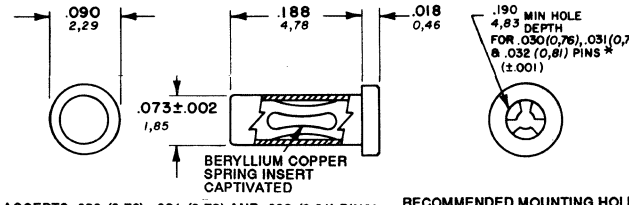

ACCEPTS .030 *(0,76)*, .031 *(0,79)* AND .032 *(0,81)* PINS*

BOARD THICKNESS .031 *(0,79)* TO .156 *(3,96)*

RECOMMENDED MOUNTING HOLE .076 +.002 -.001 DIA (#48 DRILL)

COMPONENT FINISH

PART NO.	BODY(BRASS)	SPRING(BERYLLIUM COPPER)
09-9034-1-03	GOLD	GOLD
-04	ELECTRO-TIN	ELECTRO-TIN
-06	ELECTRO-TIN	GOLD

*INTERCHANGING OF .030 (0,76), .031 (0,79) AND .032 (0,82) SIZED PINS IS NOT RECOMMMENDED FOR REPEATED USAGE.

09-9047-1-XX P.C. JACK FOR .040 PIN

BASIC PART NO. FINISH

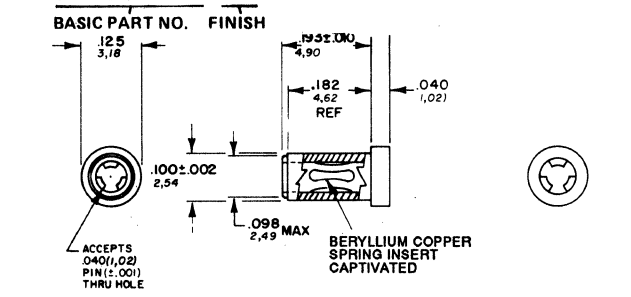

COMPONENT FINISH

PART NO.	BODY(BRASS)	SPRING(BERYLLIUM COPPER)
09-9047-1-03	GOLD	GOLD
04	ELECTRO-TIN	ELECTRO-TIN
06	ELECTRO-TIN	GOLD

RECOMMENDED MOUNTING HOLE .104 ±.001 DIA (#37 DRILL)

09-9001-1-XX P.C. JACK FOR .040 PIN

BASIC PART NO. FINISH

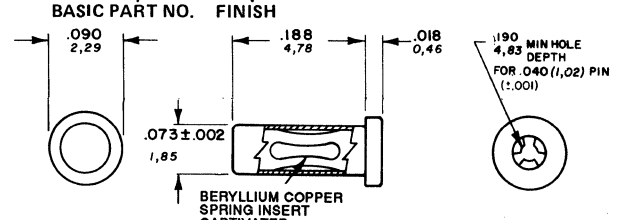

ACCEPTS .040 *(1,02)* PIN

BOARD THICKNESS .031 *(0,79)* TO .156 *(3,96)*

RECOMMENDED MOUNTING HOLE .076 +.002 -.001 DIA (#48 DRILL)

COMPONENT FINISH

PART NO.	BODY(BRASS)	SPRING(BERYLLIUM COPPER)
09-9001-1-03	GOLD	GOLD
-04	ELECTRO-TIN	ELECTRO-TIN
-06	ELECTRO-TIN	GOLD

09-9048-1-XX P.C. JACK FOR .040 PIN

BASIC PART NO. FINISH

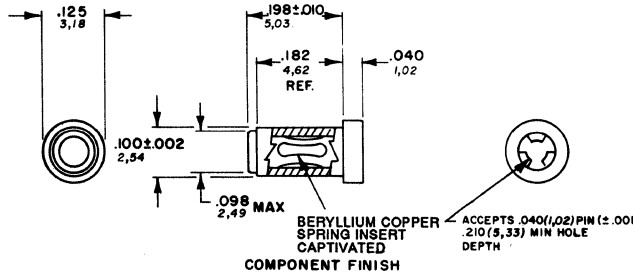

COMPONENT FINISH

PART NO.	BODY(BRASS)	SPRING(BERYLLIUM COPPER)
09-9048-1-03	GOLD	GOLD
04	ELECTRO-TIN	ELECTRO-TIN
06	ELECTRO-TIN	GOLD

RECOMMENDED MOUNTING HOLE .104 ±.001 DIA (#37 DRILL)

FOR ADDITIONAL SIZES AND MATERIALS, CONTACT FACTORY

30 GREAT JONES STREET
NEW YORK, N.Y. 10012-1115
(212) 777-6571 • 1-800-847-4162
FAX (212) 995-0161

P.C. JACKS-CLOSED ENTRY- SOLDER MOUNT

09-9008-1-XX P.C. JACK FOR .040 PIN

BASIC PART NO. FINISH

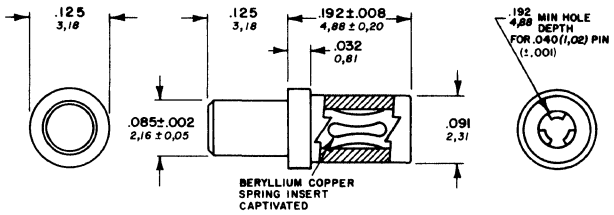

ACCEPTS .040 (1,02) PIN
BOARD THICKNESS .031 (0,79) TO .094 (2,39)

RECOMMENDED MOUNTING HOLE .089 ±.002 DIA (#43 DRILL)

COMPONENT FINISH

PART NO.	BODY (BRASS)	SPRING (BERYLLIUM COPPER)
09-9008-1-03	GOLD	GOLD
04	ELECTRO-TIN	ELECTRO-TIN/
06	ELECTRO-TIN	GOLD

09-9159-1-XX P.C. JACK FOR .060, .061 AND .062 PINS

BASIC PART NO. FINISH

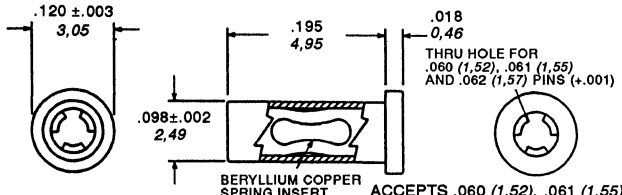

ACCEPTS .060 (1,52), .061 (1,55) AND .062 (1,57) PINS

*USE ONE SIZE PIN ONLY - NOT RECOMMENDED FOR SMALLER PIN USE AFTER LARGER PIN HAS BEEN USED.

COMPONENT FINISH

PART NO.	BODY (BRASS)	SPRING (BERYLLIUM COPPER)
09-9159-1-03	GOLD	GOLD
09-9159-1-04	ELECTRO TIN	ELECTRO TIN
09-9159-1-06	ELECTRO TIN	GOLD

RECOMMENDED MOUNTING HOLE .102±.001 DIA (#38 DRILL)

09-9006-1-XX .040 JACK-SPECIAL PRESS FIT RETENTION FEATURE

BASIC PART NO. FINISH

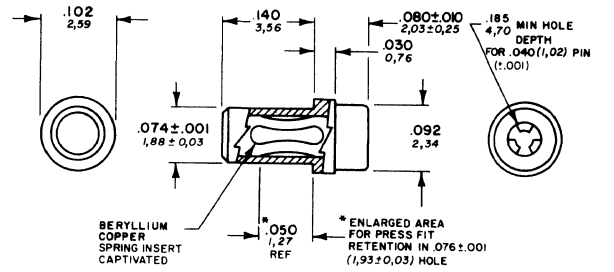

ACCEPTS .040 (1,02) PIN
BOARD THICKNESS .062 (1,57) TO .125 (3,18)

RECOMMENDED MOUNTING HOLE .076 ±.001 DIA (#48 DRILL)

COMPONENT FINISH

PART NO.	BODY (BRASS)	SPRING (BERYLLIUM COPPER)
09-9006-1-03	GOLD	GOLD
04	ELECTRO-TIN	ELECTRO-TIN
06	ELECTRO-TIN	GOLD

09-9039-1-XX P.C. JACK FOR .080 PIN

BASIC PART NO. FINISH

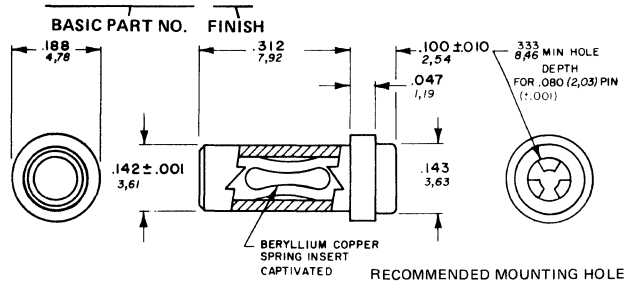

ACCEPTS .080 (2,03) PIN
BOARD THICKNESS .031 (0,79) TO .250 (6,35)

RECOMMENDED MOUNTING HOLE 144 ±.001 DIA (#27 DRILL)

COMPONENT FINISH

PART NO.	BODY (BRASS)	SPRING (BERYLLIUM COPPER)
09-9039-1-03	GOLD	GOLD
04	ELECTRO-TIN	ELECTRO-TIN
06	ELECTRO-TIN	GOLD

09-9061-1-XX P.C. JACK FOR .050 PIN

BASIC PART NO. FINISH

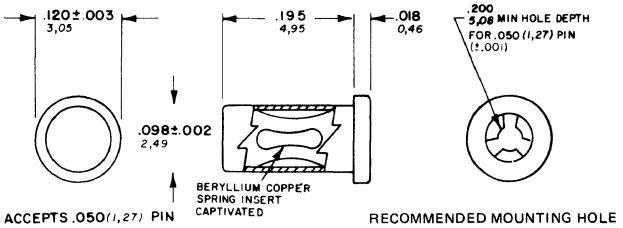

ACCEPTS .050 (1,27) PIN
BOARD THICKNESS .031 (0,79) TO .156 (3,96)

RECOMMENDED MOUNTING HOLE .102 ±.002 (#38 DRILL)

COMPONENT FINISH

PART NO.	BODY (BRASS)	SPRING (BERYLLIUM COPPER)
09-9061-1-03	GOLD	GOLD
04	ELECTRO-TIN	ELECTRO-TIN
06	ELECTRO-TIN	GOLD

09-9044-1-XX P.C. JACK FOR .080 PIN

BASIC PART NO. FINISH

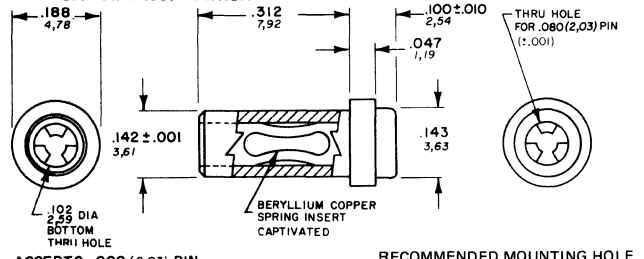

ACCEPTS .080 (2,03) PIN
BOARD THICKNESS .031 (0,79) TO .250 (6,35)

RECOMMENDED MOUNTING HOLE .144 ±.001 DIA (#27 DRILL)

COMPONENT FINISH

PART NO.	BODY (BRASS)	SPRING (BERYLLIUM COPPER)
09-9044-1-03	GOLD	GOLD
04	ELECTRO-TIN	ELECTRO-TIN
06	ELECTRO-TIN	GOLD

09-9013-1-XX P.C. JACK FOR .060, 061 AND .062 PINS*

BASIC PART NO. FINISH

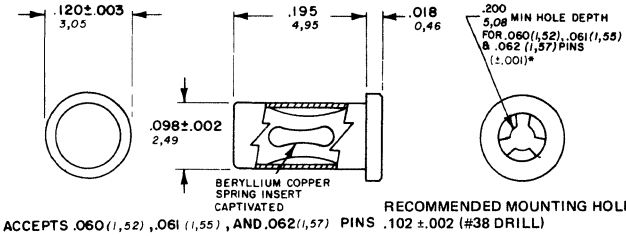

ACCEPTS .060 (1,52), .061 (1,55), AND .062 (1,57) PINS
BOARD THICKNESS .031 (0,79) TO .156 (3,96)

RECOMMENDED MOUNTING HOLE .102 ±.002 (#38 DRILL)

COMPONENT FINISH

PART NO.	BODY (BRASS)	SPRING (BERYLLIUM COPPER)
09-9013-1-03	GOLD	GOLD
04	ELECTRO-TIN	ELECTRO-TIN
06	ELECTRO-TIN	GOLD

09-9038-1-XX P.C. JACK FOR .080 PIN -SOLDER MOUNT

BASIC PART NO. FINISH

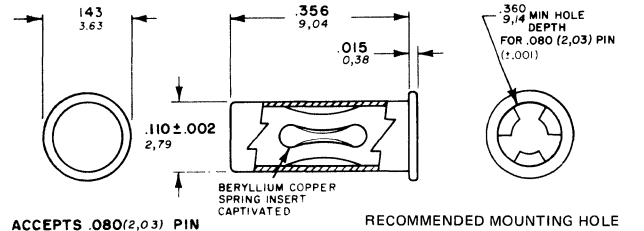

ACCEPTS .080 (2,03) PIN
BOARD THICKNESS .031 (0,79) TO .312 (7,92)

RECOMMENDED MOUNTING HOLE .116 ±.002 DIA (#32 DRILL)

COMPONENT FINISH

PART NO.	BODY (BRASS)	SPRING (BERYLLIUM COPPER)
09-9038-1-03	GOLD	GOLD
04	ELECTRO-TIN	ELECTRO-TIN
06	ELECTRO-TIN	GOLD

FOR ADDITIONAL SIZES AND MATERIALS, CONTACT FACTORY

SPECIFY – CONCORD® "THE COMPONENT PEOPLE"

30 GREAT JONES STREET
NEW YORK, N.Y. 10012-1115
(212) 777-6571 • 1-800-847-4162
FAX (212) 995-0161

P.C. JACKS-CLOSED ENTRY-SWAGE MOUNT

09-9051-X-XX P.C. JACK FOR .016 THRU .019 OR .020 ONLY. PINS*

BASIC PART NO. FINISH

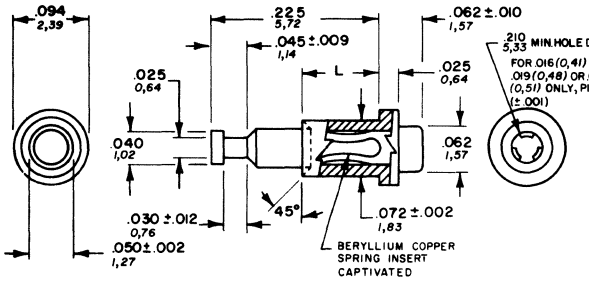

ACCEPTS .016(0,41) THRU .019(0,48) OR .020(0,51) ONLY, PINS*

PART NO.	L	BOARD THICKNESS
09-9051-1	.041 (1,04)	1/32 (0,79)
09-9051-2	.072 (1,83)	1/16 (1,59)
09-9051-3	.104 (2,64)	3/32 (2,38)
09-9051-4	.135 (3,43)	1/8 (3,18)

COMPONENT FINISH

PART NO.	BODY (BRASS)	SPRING (BERYLLIUM COPPER)
09-9051-X-03	GOLD	GOLD
04	ELECTRO-TIN	ELECTRO-TIN
06	ELECTRO-TIN	GOLD

*ONCE AN .020(0,51) PIN IS INSERTED, THE USE OF .016(0,41) THRU .019(0,48) PINS IS NO LONGER RECOMMENDED.

RECOMMENDED MOUNTING HOLE .076 ±.002 DIA (#48 DRILL)

09-9045-X-XX P.C. JACK FOR .025 PIN

BASIC PART NO. FINISH

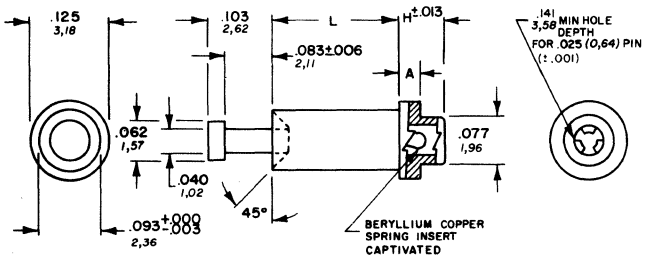

ACCEPTS .025 (0,64) PIN

PART NO.	L	A	H	BOARD THICKNESS
09-9045-2	.094 (2,39)	.062 (1,57)	.106 (2,69)	1/16 (1,59)
09-9045-3	.125 (3,18)	.031 (0,79)	.075 (1,90)	3/32 (2,38)
09-9045-4	.156 (3,96)	.031 (0,79)	.075 (1,90)	1/8 (3,18)
09-9045-6	.219 (5,56)	.031 (0,79)	.075 (1,90)	3/16 (4,76)

COMPONENT FINISH

PART NO.	BODY (BRASS)	SPRING (BERYLLIUM COPPER)
09-9045-X-03	GOLD	GOLD
04	ELECTRO-TIN	ELECTRO-TIN
06	ELECTRO-TIN	GOLD

RECOMMENDED MOUNTING HOLE .094 +.002 -.001 DIA (#42 DRILL)

09-9020-X-XX P.C. JACK FOR .025 PIN

BASIC PART NO. FINISH

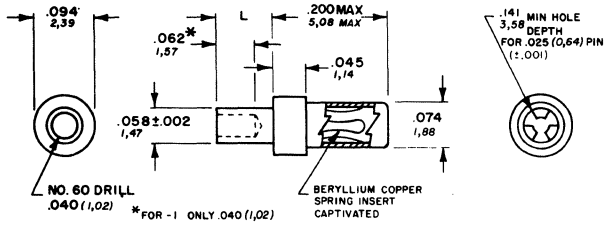

ACCEPTS .025 (0,64) PIN

PART NO.	L	BOARD THICKNESS
09-9020-1	.062 (1,57)	1/32 (0,79)
09-9020-2	.094 (2,39)	1/16 (1,59)
09-9020-3	.125 (3,18)	3/32 (2,38)
09-9020-4	.156 (3,96)	1/8 (3,18)

COMPONENT FINISH

PART NO.	BODY (BRASS)	SPRING (BERYLLIUM COPPER)
09-9020-X-03	GOLD	GOLD
04	ELECTRO-TIN	ELECTRO-TIN
06	ELECTRO-TIN	GOLD

RECOMMENDED MOUNTING HOLE .062 ±.002 DIA

09-9035-X-XX P.C. JACK FOR .040 PIN

BASIC PART NO. FINISH

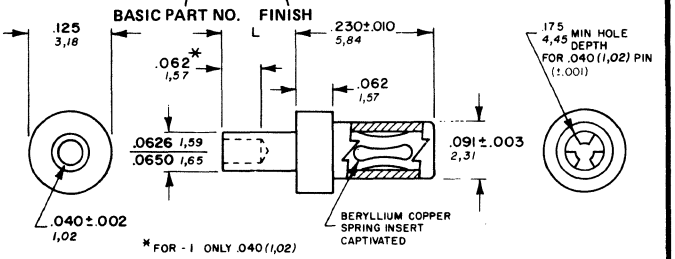

*FOR -1 ONLY .040 (1,02)

ACCEPTS .040 (1,02) PIN

PART NO.	L	BOARD THICKNESS
09-9035-1	.062 (1,57)	1/32 (0,79)
09-9035-2	.094 (2,39)	1/16 (1,59)
09-9035-3	.125 (3,18)	3/32 (2,38)
09-9035-4	.156 (3,96)	1/8 (3,18)

COMPONENT FINISH

PART NO.	BODY (BRASS)	SPRING (BERYLLIUM COPPER)
09-9035-X-03	GOLD	GOLD
04	ELECTRO-TIN	ELECTRO-TIN
06	ELECTRO-TIN	GOLD

RECOMMENDED MOUNTING HOLE .067 ±.002 DIA (#51 DRILL)

09-9037-X-XX P.C. JACK FOR .030, .031 AND .032 PINS*

BASIC PART NO. FINISH

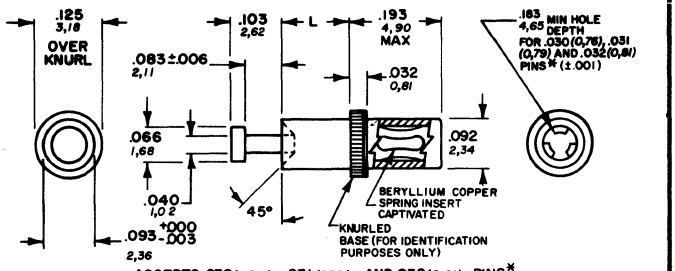

ACCEPTS .030(0,76), .031 (0,79) AND .032(0,81) PINS*

PART NO.	L	BOARD THICKNESS
09-9037-1	.062 (1,57)	1/32 (0,79)
09-9037-2	.094 (2,39)	1/16 (1,59)
09-9037-3	.125 (3,18)	3/32 (2,38)
09-9037-4	.156 (3,96)	1/8 (3,18)
09-9037-6	.219 (5,56)	3/16 (4,76)

COMPONENT FINISH

PART NO.	BODY (BRASS)	SPRING (BERYLLIUM COPPER)
09-9037-X-03	GOLD	GOLD
04	ELECTRO-TIN	ELECTRO-TIN
06	ELECTRO-TIN	GOLD

*INTERCHANGING OF .030(0,76), .031 (0,79) AND .032 (0,81) SIZED PINS IS NOT RECOMMENDED FOR REPEATED USAGE.

RECOMMENDED MOUNTING HOLE .094 +.002 -.001 DIA (#42 DRILL)

09-9004-X-XX P.C. JACK FOR .040 PIN

BASIC PART NO. FINISH

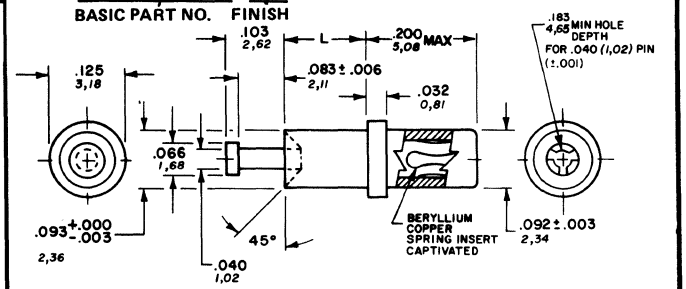

ACCEPTS .040 (1,02) PIN

PART NO.	L	BOARD THICKNESS
09-9004-1	.062 (1,57)	1/32 (0,79)
09-9004-2	.094 (2,39)	1/16 (1,59)
09-9004-3	.125 (3,18)	3/32 (2,38)
09-9004-4	.156 (3,96)	1/8 (3,18)
09-9004-6	.219 (5,56)	3/16 (4,76)

COMPONENT FINISH

PART NO.	BODY (BRASS)	SPRING (BERYLLIUM COPPER)
09-9004-X-03	GOLD	GOLD
04	ELECTRO-TIN	ELECTRO-TIN
06	ELECTRO-TIN	GOLD

RECOMMENDED MOUNTING HOLE 94 +.002 -.001 DIA (#42 DRILL)

FOR ADDITIONAL SIZES AND MATERIALS, CONTACT FACTORY.

CONCORD
THE COMPONENT PEOPLE

30 GREAT JONES STREET
NEW YORK, N.Y. 10012-1115
(212) 777-6571 • TWX 710-581-4930
FAX (212) 995-0161

P.C. JACKS-CLOSED ENTRY-SWAGE MOUNT

09-9067-X-XX P.C. JACK FOR .060, 061 AND .062 PINS*

BASIC PART NO. FINISH

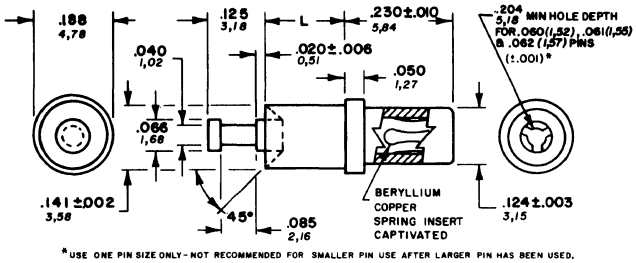

*USE ONE PIN SIZE ONLY - NOT RECOMMENDED FOR SMALLER PIN USE AFTER LARGER PIN HAS BEEN USED.

ACCEPTS .060(1,52), .061(1,55), AND .062(1,57) PINS

PART NO.	L	BOARD THICKNESS
09-9067-1	.058 (1,47)	1/32 (0,79)
09-9067-2	.089 (2,26)	1/16 (1,59)
09-9067-3	.120 (3,05)	3/32 (2,38)
09-9067-4	.151 (3,84)	1/8 (3,18)
09-9067-6	.214 (5,44)	3/16 (4,76)

COMPONENT FINISH

PART NO.	BODY (BRASS)	SPRING (BERYLLIUM COPPER)
09-9067-X-03	GOLD	GOLD
04	ELECTRO-TIN	ELECTRO-TIN
06	ELECTRO-TIN	GOLD

RECOMMENDED MOUNTING HOLE

.144 +.002 -.001 DIA (#27 DRILL)

09-9019-X-XX DOUBLE ENDED P.C. JACK FOR .025 AND .040 PINS

BASIC PART NO. FINISH

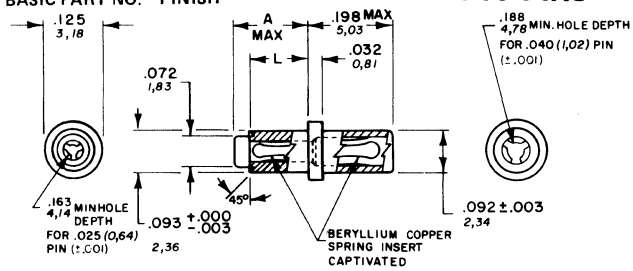

ACCEPTS .025 (0,64) AND .040 (1,02) PINS

PART NO.	L	A	BOARD THICKNESS
09-9019-2	.094 (2,39)	.191 (4,85)	1/16 (1,59)
09-9019-3	.125 (3,18)	.191 (4,85)	3/32 (2,38)
09-9019-4	.156 (3,96)	.191 (4,85)	1/8 (3,18)
09-9019-6	.219 (5,56)	.253 (6,43)	3/16 (4,76)

COMPONENT FINISH

PART NO.	BODY (BRASS)	SPRING (BERYLLIUM COPPER)
09-9019-X-03	GOLD	GOLD
04	ELECTRO-TIN	ELECTRO-TIN
06	ELECTRO-TIN	GOLD

RECOMMENDED MOUNTING HOLE

.094 +.002 -.001 DIA (#42 DRILL)

09-9042-X-XX P.C. JACK FOR .080 PIN

BASIC PART NO. FINISH

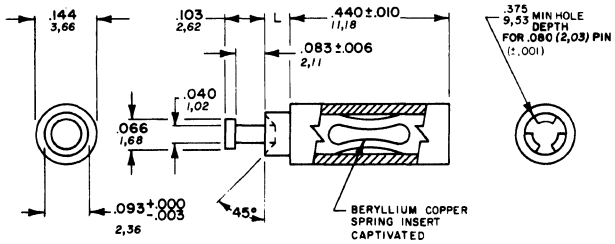

ACCEPTS .080(2,03) PIN

PART NO.	L	BOARD THICKNESS
09-9042-1	.062 (1,57)	1/32 (0,79)
09-9042-2	.094 (2,39)	1/16 (1,59)
09-9042-3	.125 (3,18)	3/32 (2,38)
09-9042-4	.156 (3,96)	1/8 (3,18)
09-9042-6	.219 (5,56)	3/16 (4,76)

COMPONENT FINISH

PART NO.	BODY (BRASS)	SPRING (BERYLLIUM COPPER)
09-9042-X-03	GOLD	GOLD
04	ELECTRO-TIN	ELECTRO-TIN
06	ELECTRO-TIN	GOLD

RECOMMENDED MOUNTING HOLE

.094 +.002 -.001 DIA (#42 DRILL)

09-9022-X-XX DOUBLE ENDED P.C. JACK FOR .025 PIN, BOTH ENDS

BASIC PART NO. FINISH

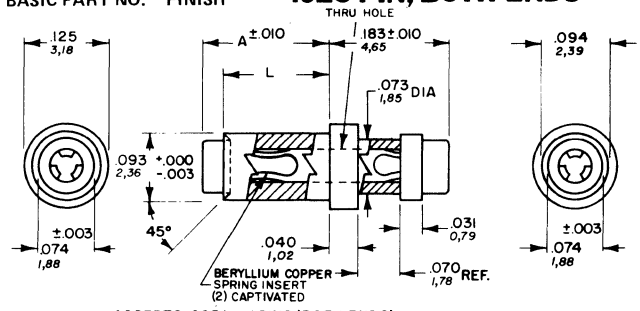

ACCEPTS .025(0,64) PINS (BOTH ENDS) (±.001)

PART NO.	L	A	BOARD THICKNESS
09-9022-2	.094 (2,39)	.129 (3,28)	1/16 (1,59)
09-9022-3	.125 (3,18)	.160 (4,06)	3/32 (2,38)
09-9022-4	.156 (3,96)	.191 (4,85)	1/8 (3,18)
09-9022-6	.219 (5,56)	.254 (6,45)	3/16 (4,76)

COMPONENT FINISH

PART NO.	BODY (BRASS)	SPRING (BERYLLIUM COPPER)
09-9022-X-03	GOLD	GOLD
04	ELECTRO-TIN	ELECTRO-TIN
06	ELECTRO-TIN	GOLD

RECOMMENDED MOUNTING HOLE .094 +.002 -.001 DIA (#42 DRILL)

09-9003-X-XX P.C. JACK SLOTTED, FOR .040 PIN

BASIC PART NO. FINISH

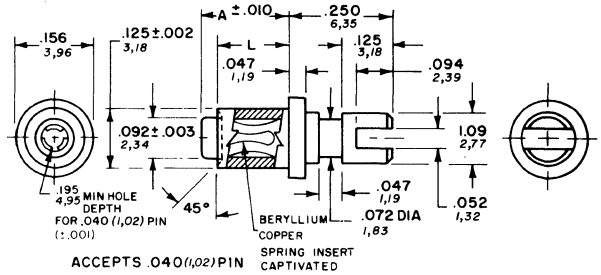

ACCEPTS .040(1,02) PIN

PART NO.	L	A	BOARD THICKNESS
09-9003-2	.094 (2,39)	.182 (4,62)	1/16 (1,59)
09-9003-3	.125 (3,18)	.182 (4,62)	3/32 (2,38)
09-9003-4	.156 (3,96)	.182 (4,62)	1/8 (3,18)
09-9003-6	.219 (5,56)	.223 (5,66)	3/16 (4,76)

COMPONENT FINISH

PART NO.	BODY (BRASS)	SPRING (BERYLLIUM COPPER)
09-9003-X-03	GOLD	GOLD
04	ELECTRO-TIN	ELECTRO-TIN
06	ELECTRO-TIN	GOLD

RECOMMENDED MOUNTING HOLE

.129 ±.002 DIA (#30 DRILL)

09-9007-X-XX DOUBLE ENDED P.C JACK FOR .040 PIN, BOTH ENDS

BASIC PART NO. FINISH

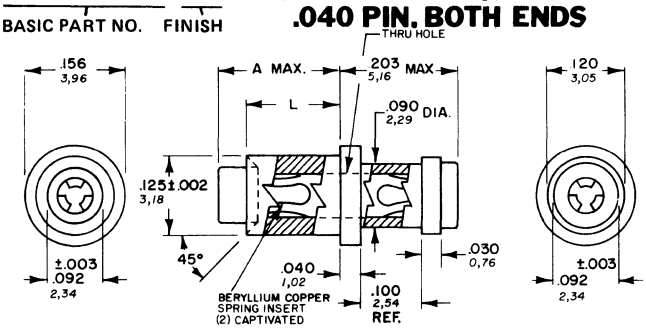

ACCEPTS .040(1,02) PINS (BOTH ENDS) (±.001)

PART NO.	L	A	BOARD THICKNESS
09-9007-2	.094 (2,39)	.203 (5,16)	1/16 (1,59)
09-9007-3	.125 (3,18)	.203 (5,16)	3/32 (2,38)
09-9007-4	.156 (3,96)	.203 (5,16)	1/8 (3,18)
09-9007-6	.219 (5,56)	.250 (6,35)	3/16 (4,76)

COMPONENT FINISH

PART NO.	BODY (BRASS)	SPRING (BERYLLIUM COPPER)
09-9007-X-03	GOLD	GOLD
04	ELECTRO-TIN	ELECTRO-TIN
06	ELECTRO-TIN	GOLD

RECOMMENDED MOUNTING HOLE .129 ±.002 DIA (#30 DRILL)

FOR ADDITIONAL SIZES AND MATERIALS, CONTACT FACTORY.

CONCORD
THE COMPONENT PEOPLE

30 GREAT JONES STREET
NEW YORK, N.Y. 10012-1115
(212) 777-6571 • TWX 710-581-4930
FAX (212) 995-0161

P.C. JACKS-CLOSED ENTRY- PRESS MOUNT

09-9171-1-XX P.C. JACK FOR .025 PIN

BASIC PART NO. FINISH

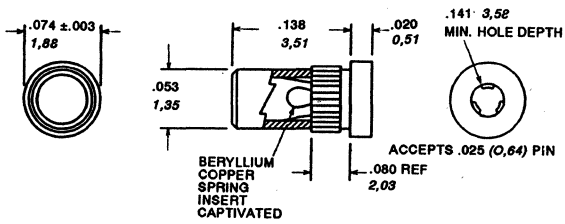

RECOMMENDED MOUNTING HOLE .055±.001 DIA (#54 DRILL)

COMPONENT FINISH

PART NO.	BODY (BRASS)	SPRING (BERYLLIUM COPPER)
09-9171-1-03	GOLD	GOLD
09-9171-1-04	ELECTRO TIN	ELECTRO TIN
09-9171-1-06	ELECTRO TIN	GOLD

09-9081-1-XX P.C. JACK FOR .040 PIN

BASIC PART NO. FINISH

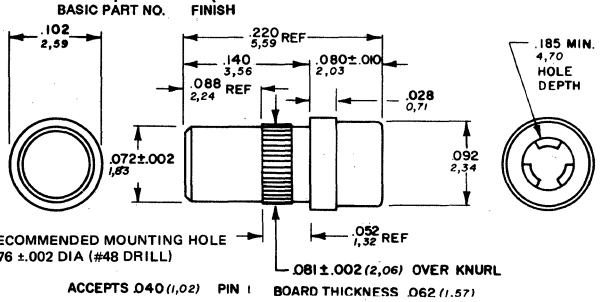

ACCEPTS .040 (1,02) PIN BOARD THICKNESS .062 (1.57)

COMPONENT FINISH

PART NO.	BODY (BRASS)	SPRING (BERYLLIUM COPPER)
09-9081-1-03	GOLD	GOLD
04	ELECTRO-TIN	ELECTRO-TIN
06	ELECTRO-TIN	GOLD

09-9169-1-XX P.C. JACK FOR .030 PIN

BASIC PART NO. FINISH

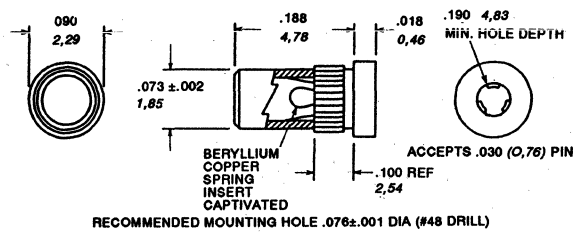

RECOMMENDED MOUNTING HOLE .076±.001 DIA (#48 DRILL)

COMPONENT FINISH

PART NO.	BODY (BRASS)	SPRING (BERYLLIUM COPPER)
09-9169-1-03	GOLD	GOLD
09-9169-1-04	ELECTRO TIN	ELECTRO TIN
09-9169-1-06	ELECTRO TIN	GOLD

09-9032-1-XX P.C. JACK FOR .040 PIN

BASIC PART NO. FINISH

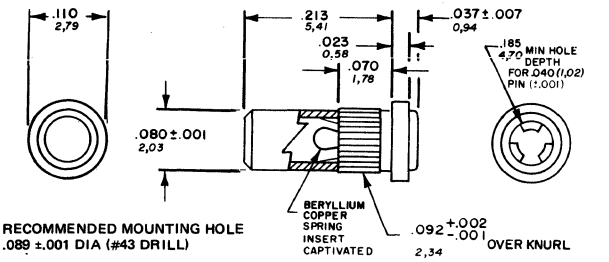

ACCEPTS .040 (1,02) PIN BOARD THICKNESS .062 (1,57) OR GREATER

COMPONENT FINISH

PART NO.	BODY (BRASS)	SPRING (BERYLLIUM COPPER)
09-9032-1-03	GOLD	GOLD
04	ELECTRO-TIN	ELECTRO-TIN
06	ELECTRO-TIN	GOLD

09-9031-1-XX P.C. JACK FOR .030, .031 AND .032 PINS*

BASIC PART NO. FINISH

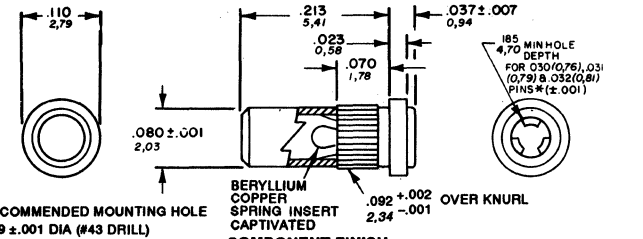

COMPONENT FINISH

PART NO.	BODY (BRASS)	SPRING (BERYLLIUM COPPER)
09-9031-1-03	GOLD	GOLD
09-9031-1-04	ELECTRO TIN	ELECTRO TIN
09-9031-1-06	ELECTRO TIN	GOLD

ACCEPTS .030 (0,76), .031 (0,79) AND .032 (0,81) PINS* BOARD THICKNESS .062 (1,57) OR GREATER

* INTERCHANGING OF .030 (0,76), .031 (0,79) AND .032 (0,81) SIZED PINS IS NOT RECOMMENDED FOR REPEATED USE

09-9053-1-XX P.C. JACK FOR .040 PIN

BASIC PART NO. FINISH

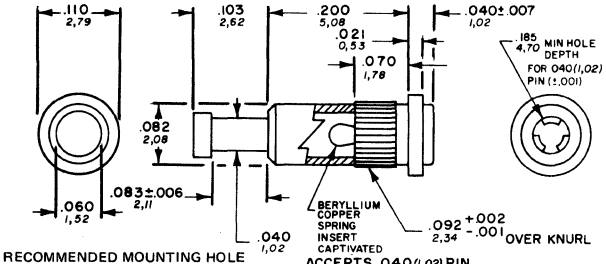

ACCEPTS .040 (1,02) PIN
BOARD THICKNESS .062 (1,57) OR GREATER

COMPONENT FINISH

PART NO.	BODY (BRASS)	SPRING (BERYLLIUM COPPER)
09-9053-1-03	GOLD	GOLD
04	ELECTRO-TIN	ELECTRO-TIN
06	ELECTRO-TIN	GOLD

09-9079-1-XX P.C. JACK FOR .040 PIN

BASIC PART NO. FINISH

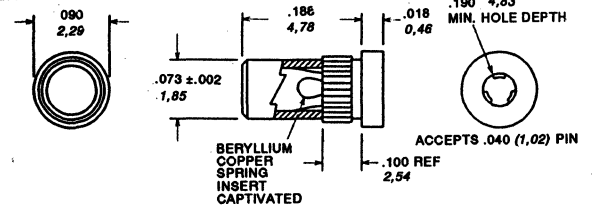

RECOMMENDED MOUNTING HOLE .076±.001 DIA (#48 DRILL)

COMPONENT FINISH

PART NO.	BODY (BRASS)	SPRING (BERYLLIUM COPPER)
09-9079-1-03	GOLD	GOLD
09-9079-1-04	ELECTRO TIN	ELECTRO TIN
09-9079-1-06	ELECTRO TIN	GOLD

09-9078-1-XX P.C. JACK FOR .040 PIN

BASIC PART NO. FINISH

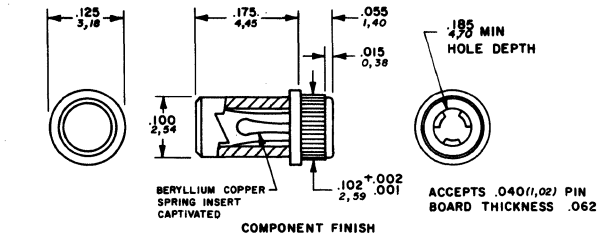

COMPONENT FINISH

PART NO.	BODY (BRASS)	SPRING (BERYLLIUM COPPER)
09-9078-1-03	GOLD	GOLD
04	ELECTRO-TIN	ELECTRO-TIN
06	ELECTRO-TIN	GOLD

RECOMMENDED MOUNTING HOLE .0995 +.001 -.003 DIA (#39 DRILL)

FOR ADDITIONAL SIZES AND MATERIALS, CONTACT FACTORY

30 GREAT JONES STREET
NEW YORK, N.Y. 10012-1115
(212) 777-6571 • 1-800-847-4162
FAX (212) 995-0161

P.C. JACKS - CLOSED ENTRY - PRESS MOUNT

09-9100-1-XX JACK FOR .060 PIN

BASIC PART NO. FINISH

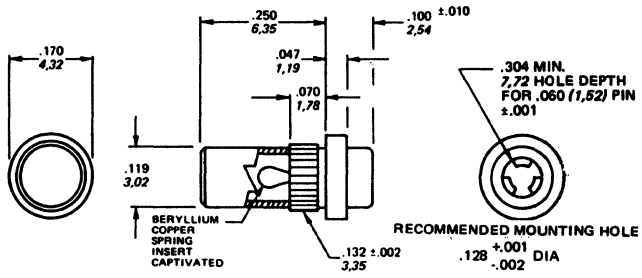

ACCEPTS .060(1,52), .061(1,55), AND .062(1,57) PINS
BOARD THICKNESS .031(0,79) TO .156(3,96)

*USE ONE SIZE PIN ONLY - NOT RECOMMENDED FOR SMALLER PIN USE AFTER LARGER PIN HAS BEEN USED.

COMPONENT FINISH

PART NO.	BODY (BRASS)	SPRING (BERYLLIUM COPPER)
09-9100-1-03	GOLD	GOLD
09-9100-1-06	ELECTRO-TIN	GOLD

09-9101-1-XX JACK FOR .080 PIN

BASIC PART NO. FINISH

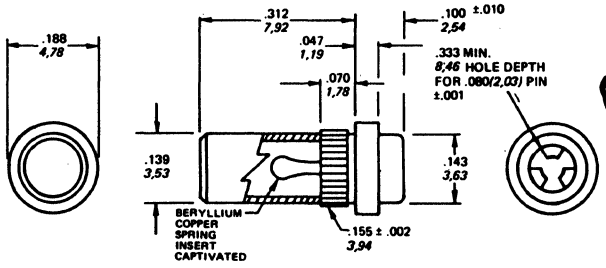

ACCEPTS .080 PIN
BOARD THICKNESS .031(0,79) TO .250(6,35)

RECOMMENDED MOUNTING HOLE .151 +.001 -.002 DIA

COMPONENT FINISH

PART NO.	BODY (BRASS)	SPRING (BERYLLIUM COPPER)
09-9101-1-03	GOLD	GOLD
09-9101-1-06	ELECTRO-TIN	GOLD

FOR ADDITIONAL SIZES AND MATERIALS, CONTACT FACTORY

30 GREAT JONES STREET
NEW YORK, N.Y. 10012-1115
(212) 777-6571 • 1-800-847-4162
FAX (212) 995-0161

P.C. JACKS-CLOSED ENTRY-PRESS MOUNT

09-6010-1-XX P.C. JACK FOR .018 PIN - SQUARE WRAP

BASIC PART NO. FINISH

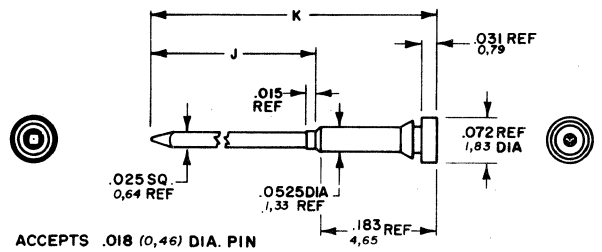

ACCEPTS .018 (0,46) DIA. PIN

PART NO.	K	J	BOARD THICKNESS
09-6010-1	.443 (11,25)	.250 (6,35)	1/16 (1,59)
09-6010-2	.563 (14,30)	.370 (9,40)	1/16 (1,59)
09-6010-3	.693 (17,60)	.500 (12,7)	1/16 (1,59)

COMPONENT FINISH

PART NO.	BODY (BRASS)	SPRING (BERYLLIUM COPPER)
09-6010-X-03	GOLD	GOLD
09-6010-X-06	ELECTRO-TIN	GOLD

RECOMMENDED MOUNTING HOLE .055 ±.001 DIA (#55 DRILL)

09-9066-1-03 P.C. JACK FOR .022 PIN SQUARE WRAP

BASIC PART NO. FINISH

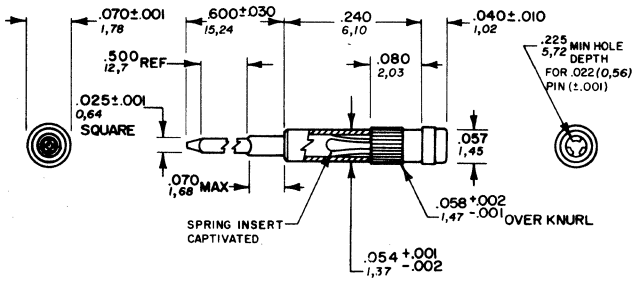

ACCEPTS .022 (0,56) PIN
BOARD THICKNESS .062 (1,57) TO .188 (4,78)

RECOMMENDED MOUNTING HOLE .055 ±.001 DIA (#54 DRILL)

COMPONENT FINISH

PART NO.	BODY (BRASS)	SPRING (BERYLLIUM COPPER)
09-9066-1-03	GOLD	GOLD

COMBINATION P.C. JACKS & SQUARE WRAP-CLOSED ENTRY

09-9095-1-03 P.C. JACK FOR .040 PIN- PRESS MOUNT

BASIC PART NO. FINISH

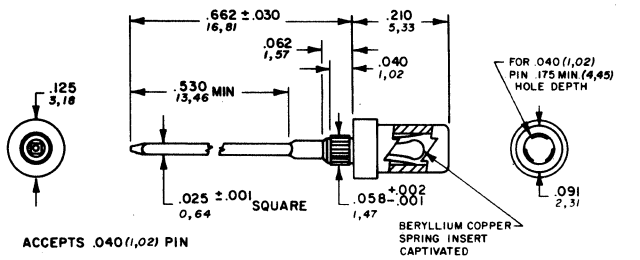

ACCEPTS .040 (1,02) PIN

RECOMMENDED MOUNTING HOLE .055 ±.001 DIA (#54 DRILL)

COMPONENT FINISH

PART NO.	BODY (BRASS)	SPRING (BERYLLIUM COPPER)
09-9095-1-03	GOLD	GOLD/COPPER

09-9077-1-03 P.C. JACK FOR .040 PIN- PRESS MOUNT SQUARE WRAP

BASIC PART NO. FINISH

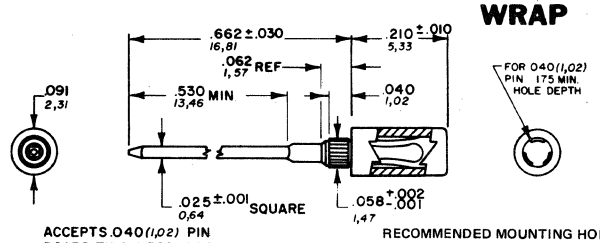

ACCEPTS .040 (1,02) PIN
BOARD THICKNESS .062 (1,57)

RECOMMENDED MOUNTING HOLE .055 ±.001 DIA (#54 DRILL)

COMPONENT FINISH

PART NO.	BODY (BRASS)	SPRING (BERYLLIUM COPPER)
09-9077-1-03	GOLD	GOLD

09-9076-1-03 P.C. JACK FOR .040 PIN- PRESS MOUNT SQUARE WRAP

BASIC PART NO. FINISH

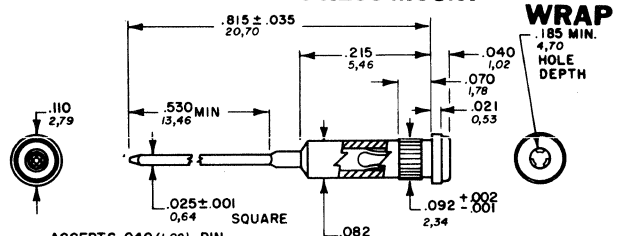

ACCEPTS .040 (1,02) PIN
BOARD THICKNESS .062 (1,57) TO .188 (4,78)

RECOMMENDED MOUNTING HOLE .089 ±.001 (#43 DRILL)

COMPONENT FINISH

PART NO.	BODY (BRASS)	SPRING (BERYLLIUM COPPER)
09-9076-1-03	GOLD	GOLD

COMBINATION PLUG-JACKS-CLOSED ENTRY

09-9016-X-XX .025 JACK-.025 PLUG- SWAGE MOUNT

BASIC PART NO. FINISH

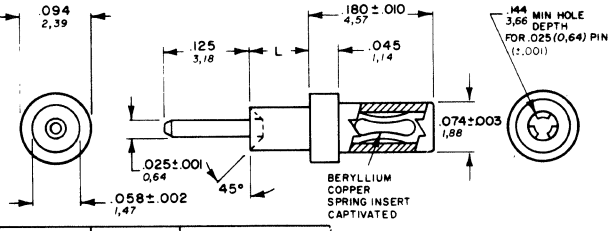

PART NO.	L	BOARD THICKNESS
09-9016-1	.051 (1,30)	1/32 (0,79)
09-9016-2	.082 (2,08)	1/16 (1,59)
09-9016-3	.113 (2,87)	3/32 (2,38)
09-9016-4	.145 (3,68)	1/8 (3,18)

ACCEPTS .025 (0,64) PIN

RECOMMENDED MOUNTING HOLE .062 ±.002 DIA

COMPONENT FINISH

PART NO.	BODY (BRASS)	SPRING (BERYLLIUM COPPER)
09-9016-X-03	GOLD	GOLD
04	ELECTRO-TIN	ELECTRO-TIN

09-9005-X-03 .040 JACK-.040 PLUG- SWAGE MOUNT

BASIC PART NO. FINISH

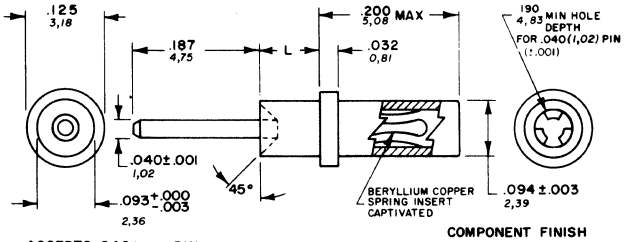

ACCEPTS .040 (1,02) PIN

PART NO.	L	BOARD THICKNESS
09-9005-1	.062 (1,57)	1/32 (0,79)
09-9005-2	.094 (2,39)	1/16 (1,59)
09-9005-3	.125 (3,18)	3/32 (2,38)
09-9005-4	.156 (3,96)	1/8 (3,18)
09-9005-6	.219 (5,56)	3/16 (4,76)

COMPONENT FINISH

PART NO.	BODY (BRASS)	SPRING (BERYLLIUM COPPER)
09-9005-X-03	GOLD	GOLD

RECOMMENDED MOUNTING HOLE .094 +.002 -.001 DIA (#42 DRILL)

FOR ADDITIONAL SIZES AND MATERIALS, CONTACT FACTORY.

CONCORD
THE COMPONENT PEOPLE

30 GREAT JONES STREET
NEW YORK, N.Y. 10012-1115
(212) 777-6571 • TWX 710-581-4930
FAX (212) 995-0161

COMBINATION PLUG-JACK ASSEMBLIES-CLOSED ENTRY

09-9014-1-XX .040 JACK-.025 PLUG

BASIC PART NO. FINISH

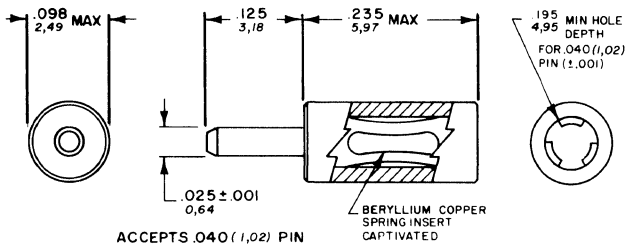

ACCEPTS .040 (1,02) PIN

COMPONENT FINISH

PART NO.	BODY (BRASS)	SPRING (BERYLLIUM COPPER)
09-9014-1-03	GOLD	GOLD
04	ELECTRO-TIN	ELECTRO-TIN

09-9010-1-XX 10 .040 JACK-.025 PLUG-INSULATED

BASIC PART NO. FINISH COLOR

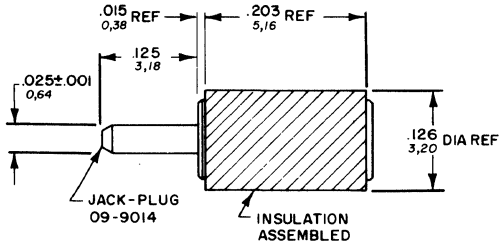

ACCEPTS .040 (1,02) PIN (±.001)

PART NO.	BODY (BRASS)	SPRING (BERYLLIUM COPPER)	INSULATION (POLYOLEFIN PLASTIC)
09-9010-1-0310	GOLD	GOLD	BLACK
0410	ELECTRO-TIN	ELECTRO-TIN	BLACK

09-9040-1-XX .080 JACK-.040 PLUG

BASIC PART NO. FINISH

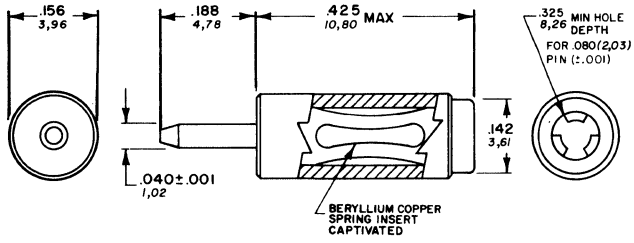

ACCEPTS .080 (2,03) PIN

COMPONENT FINISH

PART NO.	BODY (BRASS)	SPRING (BERYLLIUM COPPER)
09-9040-1-03	GOLD	GOLD
04	ELECTRO-TIN	ELECTRO-TIN

09-9063-1-XX 10 .080 JACK-.040 PLUG-INSULATED

BASIC PART NO. FINISH COLOR

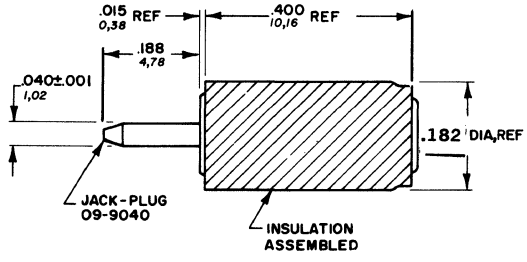

ACCEPTS .080 (2,03) PIN (±.001)

PART NO.	BODY (BRASS)	SPRING (BERYLLIUM COPPER)	INSULATION (POLYOLEFIN PLASTIC)
09-9063-1-0310	GOLD	GOLD/COPPER	BLACK
0410	ELECTRO-TIN	ELECTRO-TIN/COPPER	BLACK

09-9054-1-XX .025 JACK-.025 PLUG

BASIC PART NO. FINISH

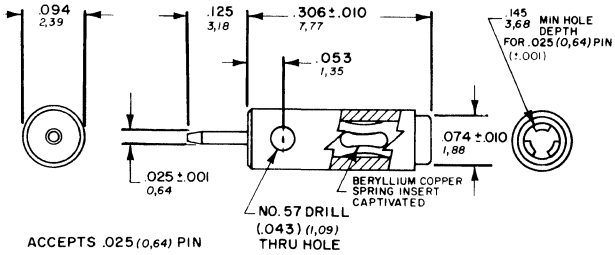

ACCEPTS .025 (0,64) PIN

COMPONENT FINISH

PART NO.	BODY (BRASS)	SPRING (BERYLLIUM COPPER)
09-9054-1-03	GOLD	GOLD
04	ELECTRO-TIN	ELECTRO-TIN
06	ELECTRO-TIN	GOLD

09-9055-1-XX 10 PLUG-JACK AND INSULATION FOR PATCH CORD ASSEMBLY

BASIC PART NO. FINISH COLOR

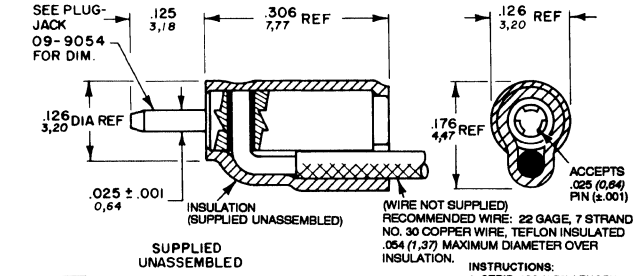

SUPPLIED UNASSEMBLED

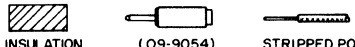

INSULATION (POLYOLEFIN PLASTIC) BLACK — (09-9054) — STRIPPED PORTION OF WIRE .188 (4,78) (WIRE NOT SUPPLIED)

COMPONENT FINISH

PART NO.	BODY (BRASS)	SPRING (BERYLLIUM COPPER)
09-9055-1-0310	GOLD	GOLD
1-0410	ELECTRO-TIN	ELECTRO-TIN

INSTRUCTIONS:
1. STRIP .188 (4,78) LENGTH OF (UP TO 22 GAGE) WIRE AND INSERT INTO SIDE HOLE OF JACK SUCH THAT THE END OF THE WIRE DOES NOT PROTRUDE ON THE OTHER SIDE. SOFT SOLDER WIRE TO JACK.
2. SLIDE INSULATION OVER PIN END SO AS TO COVER JACK AND WIRE AS SHOWN IN ASSEMBLED VIEW. HEAT FOR ABOUT 1 MIN AT 275°F.

09-9082-1-03 .040 JACK .040 PLUG

BASIC PART NO. FINISH

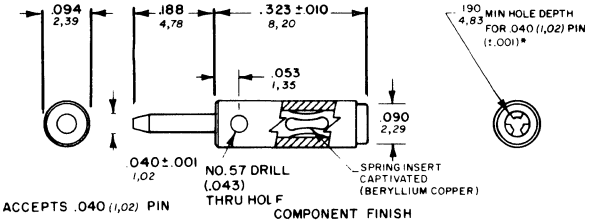

ACCEPTS .040 (1,02) PIN

COMPONENT FINISH

PART NO.	BODY (BRASS)	SPRING (BERYLLIUM COPPER)
09-9082-1-03	GOLD	GOLD

09-9083-1-03 10 PLUG-JACK AND INSULATION FOR PATCH CORD ASSEMBLY

BASIC PART NO. FINISH COLOR

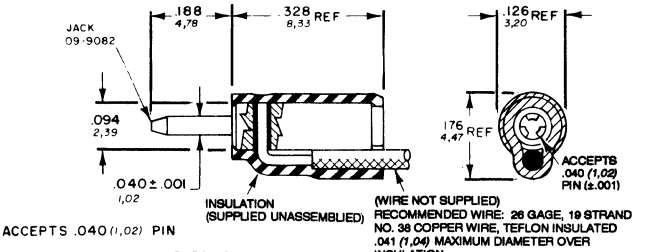

ACCEPTS .040 (1,02) PIN

SUPPLIED UNASSEMBLED

INSULATION (POLYOLEFIN PLASTIC) (10) BLACK — (09-9082) — STRIPPED PORTION OF WIRE .188 (4,78) (WIRE NOT SUPPLIED)

COMPONENT FINISH

PART NO.	BODY (BRASS)	SPRING (BERYLLIUM COPPER)
09-9083-1-0310	GOLD	GOLD

INSTRUCTIONS:
1. STRIP .188 (4,78) LENGTH OF (UP TO 22 GAGE) WIRE AND INSERT INTO SIDE HOLE OF JACK SUCH THAT THE END OF THE WIRE DOES NOT PROTRUDE ON THE OTHER SIDE. SOFT SOLDER WIRE TO JACK.
2. SLIDE INSULATION OVER PIN END SO AS TO COVER JACK AND WIRE AS SHOWN IN ASSEMBLED VIEW. HEAT FOR ABOUT 1 MIN AT 275°F.

FOR ADDITIONAL SIZES AND MATERIALS, CONTACT FACTORY.

COLOR CODE FOR ORDERING

BLK	BRN	RED	ORN	YEL	GRN	BLU	PUR	GRY	WHT
10	11	12	13	14	15	16	17	18	19

CONCORD
THE COMPONENT PEOPLE

30 GREAT JONES STREET
NEW YORK, N.Y. 10012-1115
(212) 777-6571 • 1-800-847-4162
FAX (212) 995-0161

JACKS-TEFLON* INSULATED-CLOSED ENTRY

09-9011-1-XXXX JACK FOR .040 PIN

BASIC PART NO. FINISH COLOR

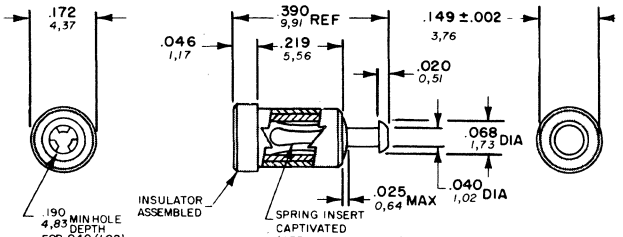

ACCEPTS .040 (1,02) PIN - CLOSED ENTRY
BOARD THICKNESS .031 (0,79) TO .094 (2,39)

PART NO.	BODY (BRASS)	SPRING (BERYLLIUM COPPER)
09-9011-1-03XX	GOLD	GOLD
04XX	ELECTRO-TIN	ELECTRO-TIN
06XX	ELECTRO-TIN	GOLD

RECOMMENDED MOUNTING HOLE .136 DIA (SEE PAGE 103)

09-9012-1-XXXX JACK FOR .040 PIN

BASIC PART NO. FINISH COLOR

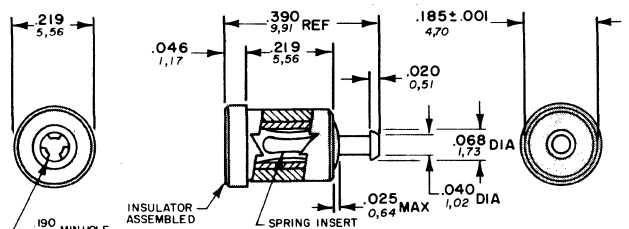

ACCEPTS .040 (1,02) PIN-CLOSED ENTRY
BOARD THICKNESS .031 (0,79) TO .094 (2,39)

PART NO.	BODY (BRASS)	SPRING (BERYLLIUM COPPER)
09-9012-1-03XX	GOLD	GOLD
04XX	ELECTRO-TIN	ELECTRO-TIN
06XX	ELECTRO-TIN	GOLD

RECOMMENDED MOUNTING HOLE .172 DIA (SEE PAGE 103)

09-9092-1-0319 JACK FOR .050 PIN

BASIC PART NO. FINISH COLOR

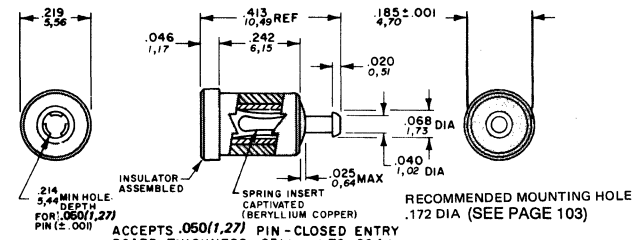

RECOMMENDED MOUNTING HOLE .172 DIA (SEE PAGE 103)

ACCEPTS .050 (1,27) PIN - CLOSED ENTRY
BOARD THICKNESS .031 (0,79) TO .094 (2,39)

PART NO.	BODY (BRASS)	SPRING (BERYLLIUM COPPER)	INSULATION (TEFLON)*
09-9092-1-0319	GOLD	GOLD	WHITE

09-9084-1-XXXX JACK FOR .080 PIN

BASIC PART NO. FINISH COLOR

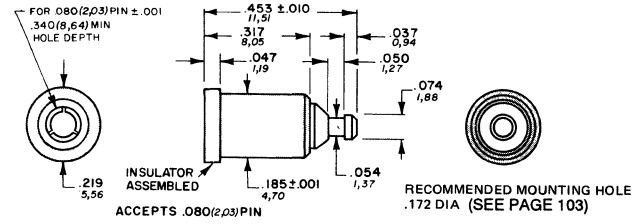

ACCEPTS .080 (2,03) PIN

RECOMMENDED MOUNTING HOLE .172 DIA (SEE PAGE 103)

PART NO.	BODY (BRASS)	SPRING (BERYLLIUM COPPER)
09-9084-1-03XX	GOLD	GOLD

09-9060-1-XXXX JACK FOR .080 PIN

BASIC PART NO. FINISH COLOR

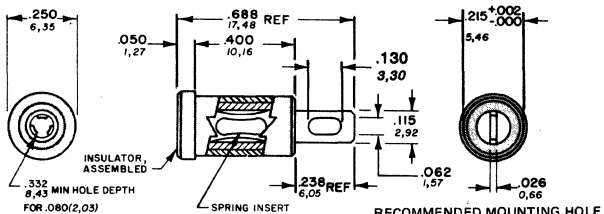

RECOMMENDED MOUNTING HOLE .203 DIA (SEE PAGE 103)

ACCEPTS .080 (2,03) PIN - CLOSED ENTRY

PART NO.	BODY (BRASS)	SPRING (BERYLLIUM COPPER)
09-9060-1-03XX	GOLD	GOLD
04XX	ELECTRO-TIN	ELECTRO-TIN
06XX	ELECTRO-TIN	GOLD

PANEL JACKS AND FEED THRU TERMINAL

09-9110-1-044XX
09-9111-1-044XX
09-9112-1-044XX

BASIC PART NO. FINISH COLOR

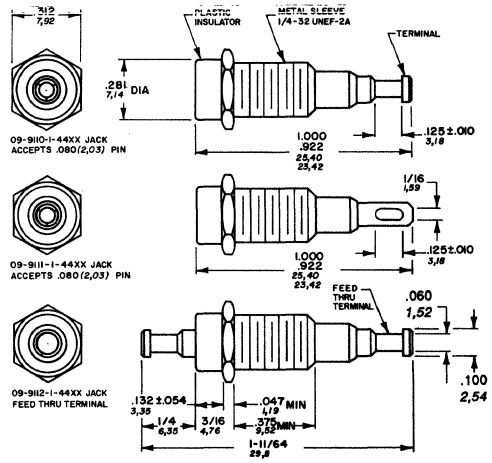

COMPONENT COLOR/FINISH & MATERIAL

PART NUMBER	INSULATION	METAL SLEEVE	TERMINAL BODY
09-9110-1-044XX	SEE COLOR CHART (NYLON)	NICKEL (BRASS)	BRIGHT ELECTRO-TIN (PHOSPHOR BRONZE)
09-9111-1-044XX	SEE COLOR CHART (NYLON)	NICKEL (BRASS)	BRIGHT ELECTRO-TIN (PHOSPHOR BRONZE)
09-9112-1-044XX	SEE COLOR CHART (NYLON)	NICKEL (BRASS)	BRIGHT ELECTRO-TIN (BRASS)

SUPPLIED UNASSEMBLED: NICKEL PLATED BRASS MOUNTING HEX NUT
NICKEL PLATED PHOSPHOR BRONZE INTERNAL TOOTH LOCKWASHER

09-9150-1-044XX

FINISH COLOR

HEX HEAD POLYCARBONATE

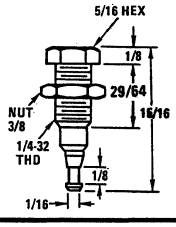

TIP JACKS

RATED FOR 10 AMPS CONTINUOUS DUTY

Accepts standard .080 tip plug. Mounts in 1/4" hole in panels up to 1/4" thick.

09-9151-1-044XX

FINISH COLOR

HEX HEAD POLYCARBONATE

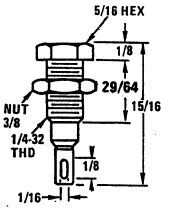

TIP JACKS

RATED FOR 10 AMPS CONTINUOUS DUTY

Accepts standard .080 tip plug. Mounts in 1/4" hole in panels up to 1/4" thick.

FOR ADDITIONAL SIZES AND MATERIALS, CONTACT FACTORY.

COLOR CODE FOR ORDERING

BLK	BRN	RED	ORN	YEL	GRN	BLU	PUR	GRY	WHT
10	11	12	13	14	15	16	17	18	19

CONCORD
THE COMPONENT PEOPLE

30 GREAT JONES STREET
NEW YORK, N.Y. 10012-1115
(212) 777-6571 • 1-800-847-4162
FAX (212) 995-0161

*Teflon® is Du Pont's registered trademark

PANEL JACK - CLOSED ENTRY - THREAD MOUNT

09-9074-1-03XX
09-9075-1-0319

BASIC PART NO. FINISH COLOR

JACK FOR .080 PIN

COMPONENT COLOR/FINISH & (MATERIAL)

PART NUMBER	INSULATION	METAL SLEEVE	JACK BODY	JACK SPRING
09-9074-1-03XX	SEE COLOR CHART (NYLON)	NICKEL (BRASS)	GOLD (BRASS)	GOLD (BERYLLIUM COPPER)
09-9075-1-0319	(19) NATURAL (TEFLON)	NICKEL (BRASS)	GOLD (BRASS)	GOLD (BERYLLIUM COPPER)

SUPPLIED UNASSEMBLED: NICKEL PLATED BRASS MOUNTING HEX NUT
NICKEL PLATED PHOSPHOR BRONZE INTERNAL TOOTH LOCKWASHER

(FOR COLORS SEE COLOR CHART BELOW)

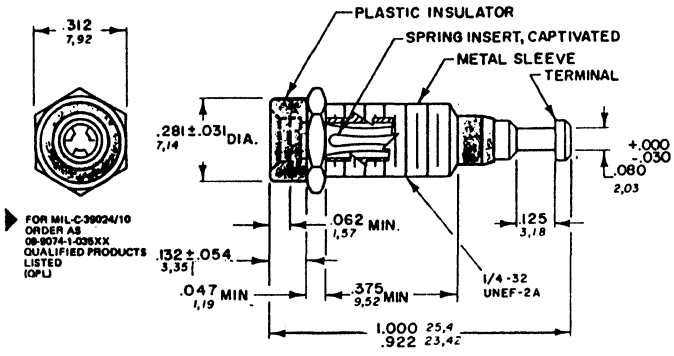

ACCEPTS .080(2,03) PIN (±.001)

09-9072-1-03XX
09-9073-1-0319

BASIC PART NO. FINISH COLOR

JACK FOR .080 PIN

COMPONENT COLOR/FINISH & (MATERIAL)

PART NUMBER	INSULATION	METAL SLEEVE	JACK BODY	JACK SPRING
09-9072-1-03XX	SEE COLOR CHART (NYLON)	NICKEL (BRASS)	GOLD (BRASS)	GOLD (BERYLLIUM COPPER)
09-9073-1-0319	(19) NATURAL (TEFLON)	NICKEL (BRASS)	GOLD (BRASS)	GOLD (BERYLLIUM COPPER)

SUPPLIED UNASSEMBLED: NICKEL PLATED BRASS MOUNTING HEX NUT
NICKEL PLATED PHOSPHOR BRONZE INTERNAL TOOTH LOCKWASHER

(FOR COLORS SEE COLOR CHART BELOW)

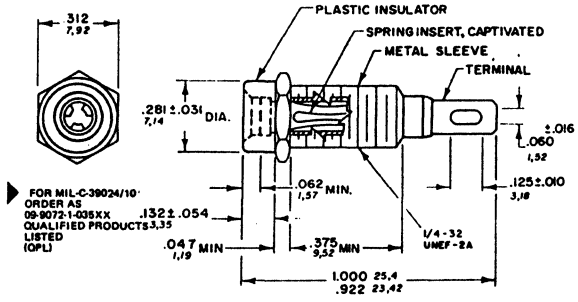

ACCEPTS .080(2,03) PIN (±.001)

09-9184-1-044XX INSULATED TIP JACK

BASIC PART NO. FINISH COLOR

RATED FOR 10 AMPERES CONTINUOUS DUTY

Accepts standard .080 tip plug
Mounts in 1/4" round or double "D" hole in panel up to 3/8" thick.
Available in colors (see color chart)

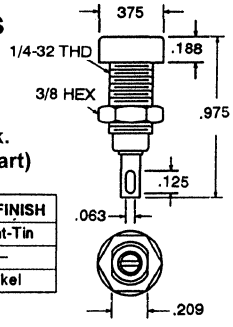

COMPONENT NO.	MATERIAL	(044) FINISH
Contact	Phos. Bronze	Bright-Tin
Insulation	Polycarbonate	—
Nut	Brass	Nickel

09-9183-1-044XX (DELUXE) INSULATED TIP JACK

BASIC PART NO. FINISH COLOR

RATED FOR 10 AMPERES CONTINUOUS DUTY

Accepts standard .080 tip plug
Mounts in 1/4" round or double "D" hole in panel up to 3/8" thick.
Available in colors (see color chart)

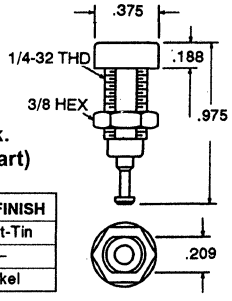

COMPONENT NO.	MATERIAL	(044) FINISH
Contact	Phos. Bronze	Bright-Tin
Insulation	Polycarbonate	—
Nut	Brass	Nickel

09-9152-1-044XX FEED THRU

BASIC PART NO. FINISH COLOR

RATED FOR 10 AMPERES CONTINUOUS DUTY

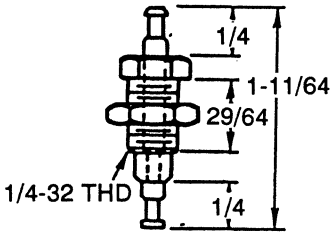

POLYCARBONATE HEX SHOULDER

Part is completely insulated from chassis.
Accommodates panels from 1/16" to 1/4" thick.

SPECIFY — CONCORD® "THE COMPONENT PEOPLE"

COLOR CODE FOR ORDERING

BLK	BRN	RED	ORN	YEL	GRN	BLU	PUR	GRY	WHT
10	11	12	13	14	15	16	17	18	19

30 GREAT JONES STREET
NEW YORK, N.Y. 10012-1115
(212) 777-6571 • 1-800-847-4162
FAX (212) 995-0161

TEST POINT JACKS

09-9203-1-035XX
BASIC PART NO. FINISH COLOR

TEST POINT, INSULATED SIDE MOUNT P.C. JACK FOR .080 PIN

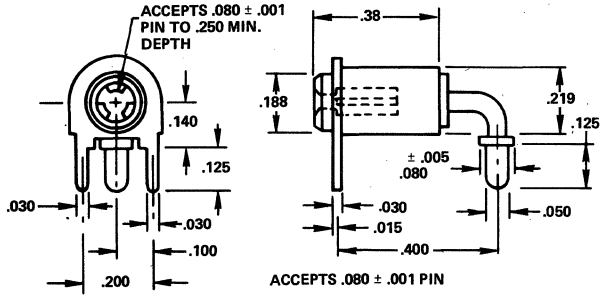

COMPONENT COLOR/FINISH & (MATERIAL)

PART NUMBER	INSULATION	TERMINAL BODY	JACK SPRING	MTG. STAMPING
09-9203-1-035XX	SEE COLOR CHART (TEFLON*)	GOLD (BRASS)	GOLD (BERYLLIUM COPPER)	GOLD BRASS

MANUFACTURED TO CONFORM TO THE DIMENSIONAL, MATERIAL AND PERFORMANCE REQUIREMENTS OF MIL-C-39024/4

09-9069-1-XX
BASIC PART NO. FINISH

EDGE MOUNT CLOSED ENTRY JACK FOR .040 PIN

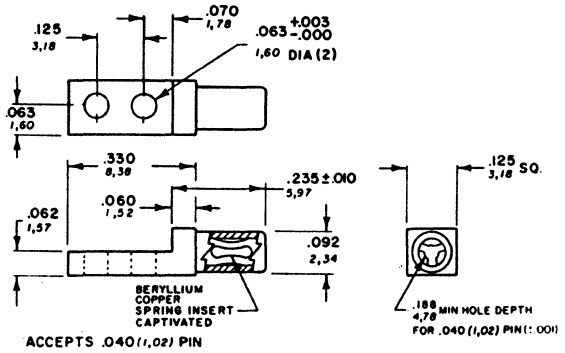

COMPONENT FINISH

PART NO.	BODY (BRASS)	SPRING (BERYLLIUM COPPER)
09-9069-1-03	GOLD	GOLD
04	ELECTRO-TIN	ELECTRO-TIN
06	ELECTRO-TIN	GOLD

09-9216-1-0319
BASIC PART NO. FINISH COLOR

JACK FOR .060 PIN INSULATED GUIDED ENTRY

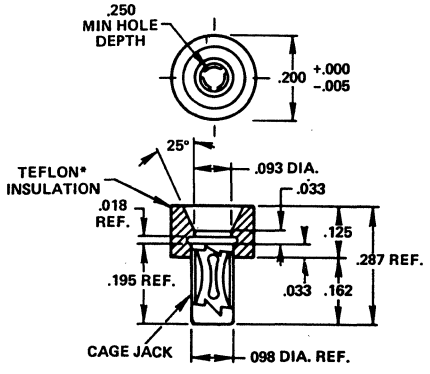

RECOMMENDED MOUNTING HOLE .102 ± .002 DIA. (#38 DRILL)

ACCEPTS .060 (1,52) PIN – CLOSED ENTRY

PART NUMBER	SPRING (BERYLLIUM COPPER)	INSULATION (TEFLON)*
09-9216-1-0319	GOLD	WHITE

09-9306-1-035XX
09-9307-1-035XX
BASIC PART NO. FINISH COLOR

NYLON INSULATED SIDE MOUNT JACK FOR .080 PIN

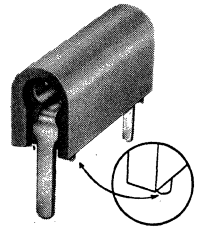

THIS TEST POINT JACK SOLVES CORROSION PROBLEMS ON P.C. BOARDS CAUSED BY CLEANING SOLUTIONS LEACHING FROM UNDER INSTALLED TEST POINT INSULATION. CONCORD'S TEST POINT JACKS, PART NUMBERS 09-9306-1-035XX AND 09-9307-1-035XX. FEATURE FOUR (4) SMALL STANDOFFS WHICH SLIGHTLY ELEVATE THE BASE OF THE JACK, PERMITTING CLEANING SOLUTIONS TO PASS UNDERNEATH FOR A MORE COMPLETE RINSING IN ACCORDANCE WITH MIL-STD 2000A.

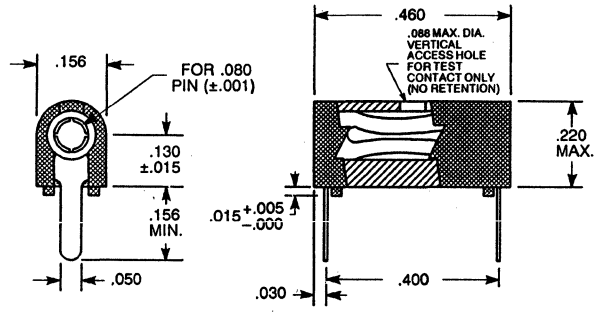

UNLESS OTHERWISE SPECIFIED XXX = ±.010 ACCEPTS .080 (2,03) PIN

PART NUMBER	CONTACT MATERIAL	CONTACT FINISH	VERTICAL ACCESS HOLE
09-9306-1-035XX	BERYLLIUM COPPER	GOLD	WITHOUT HOLE
09-9307-1-035XX	BERYLLIUM COPPER	GOLD	WITH HOLE

09-9208-1-035XX
BASIC PART NO. FINISH COLOR

NYLON INSULATED SIDE MOUNT JACK FOR .080 PIN

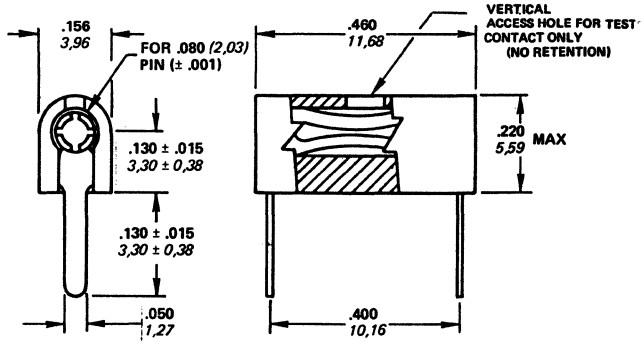

UNLESS OTHERWISE SPECIFIED XXX = ± .010 ACCEPTS .080 (2,03) PIN

PART NUMBER	CONTACT MATERIAL	CONTACT FINISH
09-9208-1-035XX	BERYLLIUM COPPER	GOLD

MANUFACTURED TO MEET DIMENSIONAL MATERIAL & PERFORMANCE REQUIREMENTS OF MIL-C-39024/11

09-9221-1-01XX
BASIC PART NO. FINISH COLOR

NYLON INSULATED VERTICAL TEST JACK FOR .080 PIN

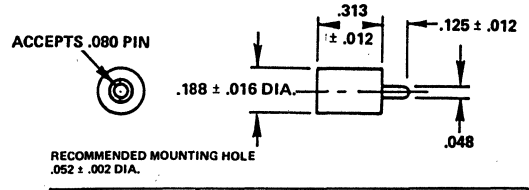

PART NUMBER	PIN/CONTACT (BERYLLIUM COPPER)	INSULATION (NYLON)
09-9221-1-01XX	SILVER	SEE COLOR CHART

SPECIFY – CONCORD® "THE COMPONENT PEOPLE"

COLOR CODE FOR ORDERING

BLK	BRN	RED	ORN	YEL	GRN	BLU	PUR	GRY	WHT
10	11	12	13	14	15	16	17	18	19

30 GREAT JONES STREET
NEW YORK, N.Y. 10012-1115
(212) 777-6571 • 1-800-847-4162
FAX (212) 995-0161

P.C. RIGHT ANGLE TEST POINT JACKS

JACKS-90° TEST POINT

09-9350-1-03XX
09-9350-1-044XX
BASIC PART NO. FINISH COLOR

TEFLON* INSULATED SIDE MOUNT TEST JACK FOR .080 PROBE

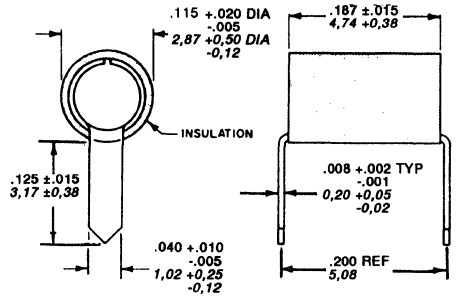

FOR MIL-C-39024/18B STYLE ORDER AS 09-9350-1-035XX

09-9350-1-03XX TEFLON* INSULATED
09-9350-1-044XX SIDE MOUNTED TEST JACK FOR .080 PROBE

P.C. JACKS-CLOSED ENTRY-SIDE MOUNT

09-9064-1-XX
BASIC PART NO. COLOR

TEST POINT P.C. JACK FOR .040 PIN

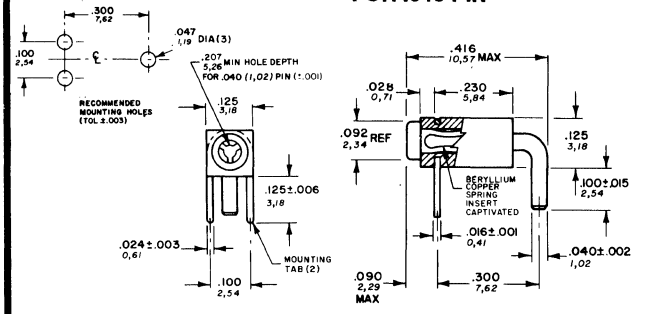

ACCEPTS .040 (1,02) PIN COMPONENT FINISH

PART NO.	BODY (BRASS)	SPRING (BERYLLIUM COPPER)
09-9064-1-03	GOLD	GOLD
04	ELECTRO-TIN	ELECTRO-TIN
06	ELECTRO-TIN	GOLD

09-9201-1-035XX
09-9202-1-03XX
09-9302-1-03XX
09-9305-1-03XX
BASIC PART NO. FINISH COLOR

NYLON INSULATED SIDE MOUNT JACK FOR .080 PIN

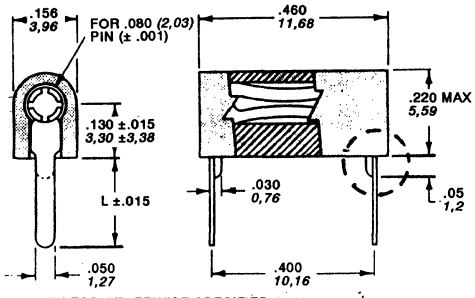

WITHOUT TABS
09-9202-1-03XX
09-9305-1-03XX
(BOTH ENDS)

UNLESS OTHERWISE SPECIFIED .XXX = ± .010
ACCEPTS .080 (2,03) PIN

PART NO.	L	BOARD THICKNESS
09-9202-1-03XX	.130 *3,30*	1/16 *1,59* MAX.
09-9302-1-03XX	.219 *5,56*	1/8 *3,18* MAX
09-9305-1-03XX	.219 *5,56*	1/8 *3,18* MAX

▶FOR MIL-C-39024/11 ORDER AS 09-9201-1-035XX QUALIFIED PRODUCTS LISTED (QPL)

09-9065-1-XX
09-9088-1-XX
BASIC PART NO. FINISH

TEST POINT P.C. JACK FOR .040 PIN - SQUARE WRAP

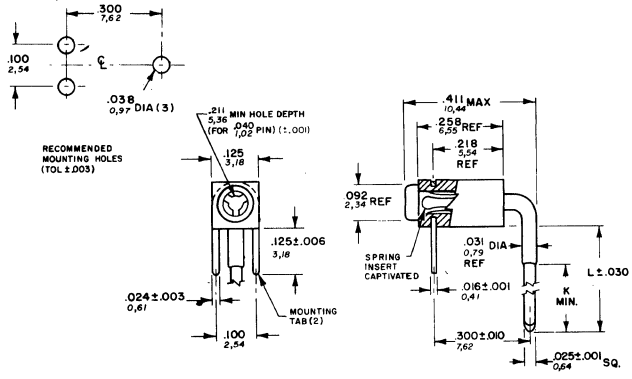

ACCEPT .040 (1,02) PIN COMPONENT FINISH

PART NO.	BODY (BRASS)	SPRING (BERYLLIUM COPPER)	L	K
09-9065-1-03	GOLD	GOLD		
04	ELECTRO-TIN	ELECTRO-TIN	.700 17,78	.570 14,48
06	ELECTRO-TIN	GOLD		
09-9088-1-03	GOLD	GOLD		
04	ELECTRO-TIN	ELECTRO-TIN	.430 10,92	.390 9,91
06	ELECTRO-TIN	GOLD		

21-9205-1-01XX SILVER PLATED
21-9205-1-03XX GOLD PLATED
BASIC PART NO. FINISH COLOR

NYLON INSULATED SIDE MOUNT JACK FOR .080 PIN

PROBE ACCESS FROM BOTH ENDS OR TOP

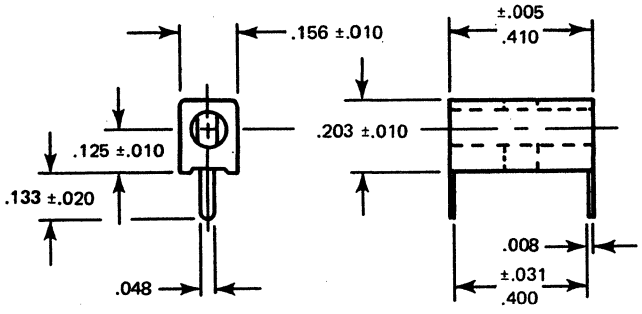

UNLESS OTHERWISE SPECIFIED XXX = ±.010
ACCEPTS .080 (2.03) PIN

09-9094-1-XX
BASIC PART NO. FINISH

TEST POINT - SIDE MOUNT P.C. JACK FOR .080 PIN

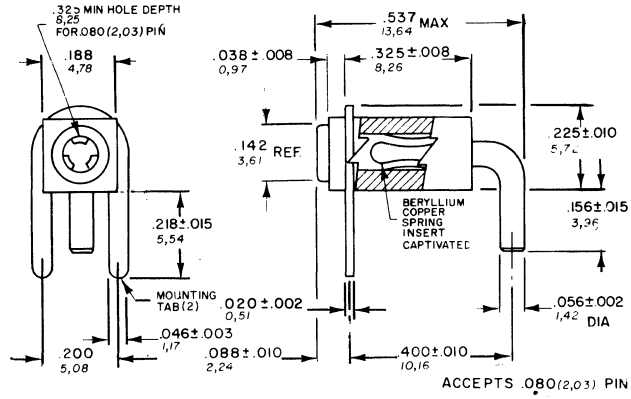

ACCEPTS .080 (2,03) PIN

COMPONENT FINISH

PART NO.	BODY (BRASS)	SPRING	MOUNTING TAB
09-9094-1-03	GOLD	GOLD	GOLD
09-9094-1-04	ELECTROTIN	ELECTROTIN	TIN
09-9094-1-06	ELECTROTIN	GOLD	GOLD

RECOMMENDED MOUNTING HOLES (TOL ±.003)

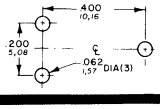

MANUFACTURED BY CONCORD® "THE COMPONENT PEOPLE"

FOR ADDITIONAL SIZES AND MATERIALS, CONTACT FACTORY

COLOR CODE FOR ORDERING

BLK	BRN	RED	ORN	YEL	GRN	BLU	PUR	GRY	WHT
10	11	12	13	14	15	16	17	18	19

30 GREAT JONES STREET
NEW YORK, N.Y. 10012-1115
(212) 777-6571 • 1-800-847-4162
FAX (212) 995-0161

*Teflon® is Du Pont's registered trademark

JACKS FOR PATCH CORD ASSEMBLY

09-9058-1-03 JACK FOR .025 PIN - MS 3190 CRIMP BARREL, SIZE 20A

BASIC PART NO. FINISH

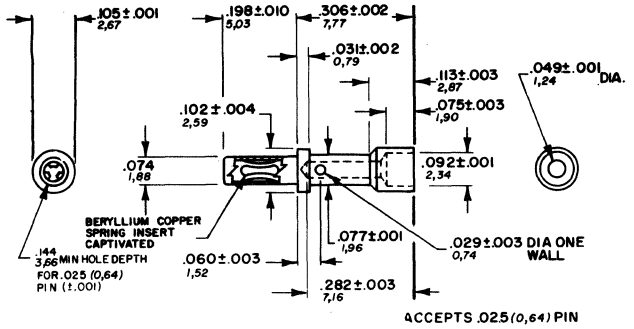

COMPONENT FINISH

PART NO.	BODY (BRASS)	SPRING (BERYLLIUM COPPER)
09-9058-1-03	GOLD	GOLD

NOTE: JACK 09-9058 USED IN JACK ASSEMBLY 09-9059

09-9057-1-XX10 JACK AND INSULATION FOR PATCH CORD ASSEMBLY MS 3190 CRIMP BARREL, SIZE 20A

BASIC PART NO. FINISH COLOR

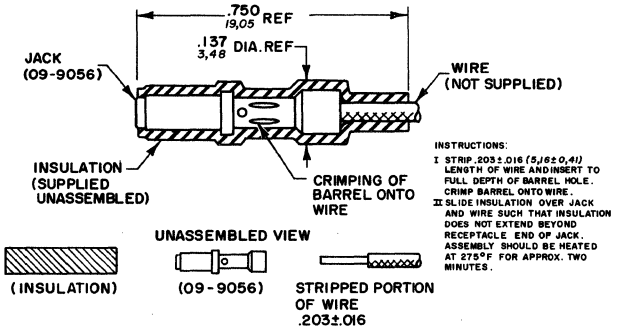

INSTRUCTIONS:
I STRIP .203±.016 (5,16±0,41) LENGTH OF WIRE AND INSERT TO FULL DEPTH OF BARREL HOLE. CRIMP BARREL ONTO WIRE.
II SLIDE INSULATION OVER JACK AND WIRE SUCH THAT INSULATION DOES NOT EXTEND BEYOND RECEPTACLE END OF JACK. ASSEMBLY SHOULD BE HEATED AT 275°F FOR APPROX. TWO MINUTES.

ACCEPTS .040 (1,02) PIN (±.001)

PART NO.	BODY (BRASS)	SPRING (BERYLLIUM COPPER)	INSULATION (POLYOLEFIN PLASTIC)
09-9057-1-0310	GOLD	GOLD	BLACK
0410	ELECTRO-TIN	ELECTRO-TIN	BLACK
0610	ELECTRO-TIN	GOLD	BLACK

09-9059-1-0310 JACK AND INSULATION FOR PATCH CORD ASSEMBLY MS 3190 CRIMP BARREL, SIZE 20A

BASIC PART NO. FINISH COLOR

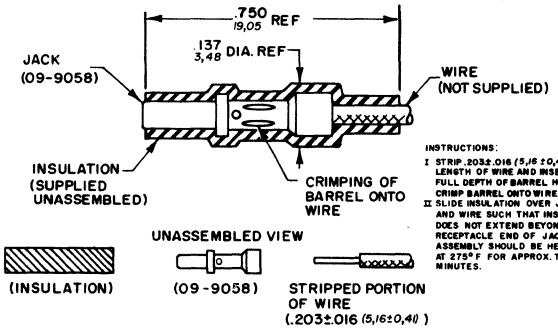

INSTRUCTIONS:
I STRIP .203±.016 (5,16±0,41) LENGTH OF WIRE AND INSERT TO FULL DEPTH OF BARREL HOLE. CRIMP BARREL ONTO WIRE.
II SLIDE INSULATION OVER JACK AND WIRE SUCH THAT INSULATION DOES NOT EXTEND BEYOND RECEPTACLE END OF JACK. ASSEMBLY SHOULD BE HEATED AT 275°F FOR APPROX. TWO MINUTES.

ACCEPTS .025 (0,64) PIN (±.001)

PART NO.	BODY (BRASS)	SPRING (BERYLLIUM COPPER)	INSULATION (POLYOLEFIN PLASTIC)
09-9059-1-0310	GOLD	GOLD	BLACK

09-9070-1-XX JACK FOR .060, 061 AND .062 PINS* MS 3190 CRIMP BARREL, SIZE 16

BASIC PART NO. FINISH

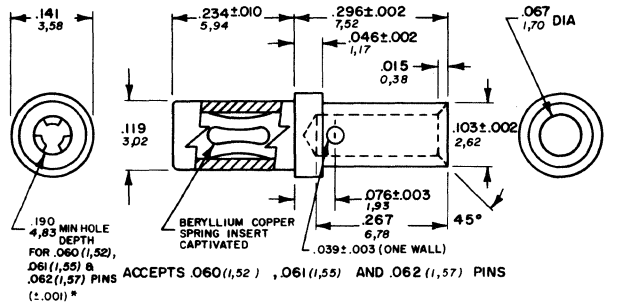

COMPONENT FINISH

PART NO.	BODY (BRASS)	SPRING (BERYLLIUM COPPER)
09-9070-1-03	GOLD	GOLD
04	ELECTRO-TIN	ELECTRO-TIN
06	ELECTRO-TIN	GOLD

NOTE: JACK 09-9070 USED IN JACK ASSEMBLY 09-9071

09-9056-1-XX JACK FOR .040 PIN - MS 3190 CRIMP BARREL, SIZE 20A

BASIC PART NO. FINISH

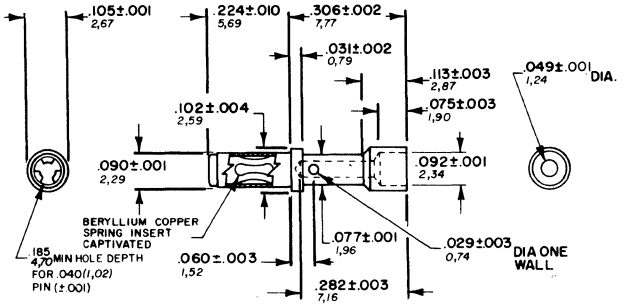

ACCEPTS .040 (1,02) PIN

NOTE: JACK 09-9056 USED IN JACK ASSEMBLY 09-9057

COMPONENT FINISH

PART NO.	BODY (BRASS)	SPRING (BERYLLIUM COPPER)
09-9056-1-03	GOLD	GOLD
04	ELECTRO-TIN	ELECTRO-TIN
06	ELECTRO-TIN	GOLD

09-9071-1-XX10 JACK AND INSULATION FOR MS 3190 CRIMP BARREL, SIZE 16

BASIC PART NO. FINISH COLOR

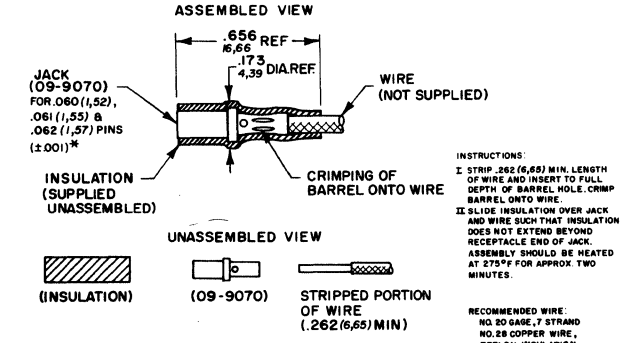

INSTRUCTIONS:
I STRIP .262 (6,65) MIN. LENGTH OF WIRE AND INSERT TO FULL DEPTH OF BARREL HOLE. CRIMP BARREL ONTO WIRE.
II SLIDE INSULATION OVER JACK AND WIRE SUCH THAT INSULATION DOES NOT EXTEND BEYOND RECEPTACLE END OF JACK. ASSEMBLY SHOULD BE HEATED AT 275°F FOR APPROX. TWO MINUTES.

RECOMMENDED WIRE: NO. 20 GAGE, 7 STRAND NO. 28 COPPER WIRE, TEFLON INSULATION

ACCEPTS .060 (1,52), .061 (1,55) AND .062 (1,57) PINS.

PART NO.	BODY (BRASS)	SPRING (BERYLLIUM COPPER)	INSULATION (POLYOLEFIN PLASTIC)
09-9071-1-0310	GOLD	GOLD	BLACK
0410	ELECTRO-TIN	ELECTRO-TIN	BLACK
0610	ELECTRO-TIN	GOLD	BLACK

FOR ADDITIONAL SIZES AND MATERIALS, CONTACT FACTORY.

COLOR CODE FOR ORDERING

BLK	BRN	RED	ORN	YEL	GRN	BLU	PUR	GRY	WHT
10	11	12	13	14	15	16	17	18	19

CONCORD
THE COMPONENT PEOPLE
30 GREAT JONES STREET
NEW YORK, N.Y. 10012-1115
(212) 777-6571 • FAX (212) 995-0161

P.C. PLUGS

09-8106-1-XX P.C. PLUG .025 PIN

BASIC PART NO. FINISH

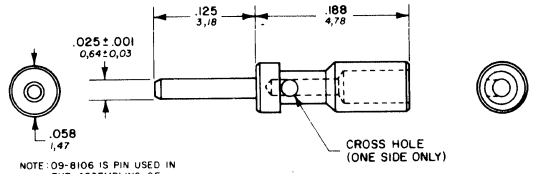

NOTE: 09-8106 IS PIN USED IN THE ASSEMBLING OF 09-0007

MATERIAL: BRASS

PART NO.	STANDARD (XX) FINISH
09-8106-1-03	GOLD
04	ELECTRO-TIN

09-0007-1-XX-10 PLUG-.025 PIN-INSULATED

BASIC PART NO. FINISH COLOR (BLACK)

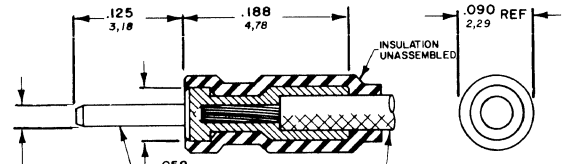

RECOMMENDED WIRE: NO.28 GAGE, 7 STRAND NO. 36 COPPER WIRE, PLASTIC INSULATED .039 (0,99) MAXIMUM DIAMETER OVER INSULATION.

SUPPLIED UNASSEMBLED

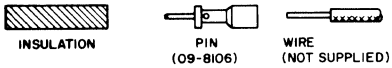

INSTRUCTIONS:
I STRIP .078 (1,98) LENGTH OF NO.28 STANDARD PATCH CORD WIRE AND INSERT INTO END HOLE OF PIN. CRIMP BARREL ONTO WIRE AND SOLDER THRU SIDE HOLE. WIPE OFF EXCESS SOLDER.
II SLIDE INSULATING SLEEVE OVER BARREL SO AS TO EXTEND UP TO, BUT NOT TO COVER PIN PORTION. HEAT AT 275°F FOR APPROX. 1 MINUTE.

PART NO.	PIN (BRASS)	INSULATION (POLYOLEFIN PLASTIC)
09-0007-1-03-10	GOLD	BLACK
-04-10	ELECTRO-TIN	BLACK

09-8026-1-XX PLUG .040 PIN CRIMP BARREL

BASIC PART NO. FINISH

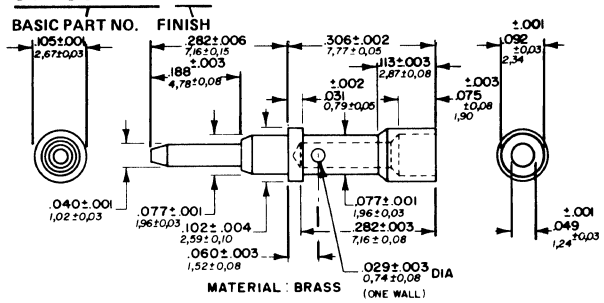

MATERIAL: BRASS

PART NO.	STANDARD (XX) FINISH
09-8026-1-XX	(03) GOLD OR (04) ELECTRO-TIN

RECOMMENDED WIRE FOR CRIMPING 22 GAGE, 7 STRAND, NO. 30 COPPER WIRE, TEFLON* INSULATED .054 (1,37) MAXIMUM DIAMETER OVER INSULATION.

09-8086-1-XX PLUG-.062 PIN M.S. 3190 CRIMP BARREL, SIZE 20A

BASIC PART NO. FINISH

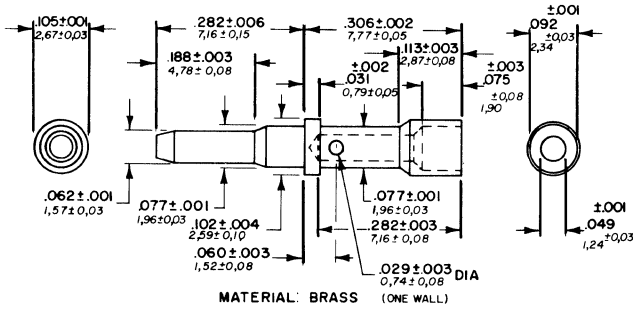

MATERIAL: BRASS

PART NO.	STANDARD (XX) FINISH
09-8086-1-XX	(02) NICKEL
	(03) GOLD
	(04) ELECTRO-TIN

RECOMMENDED WIRE FOR CRIMPING 22 GAGE, 7 STRAND, NO. 30 COPPER WIRE, TEFLON* .054 (1,37) MAXIMUM DIAMETER OVER INSULATION.

09-8085-X-XX PLUG-.080 PIN-CRIMP BARREL

BASIC PART NO. FINISH

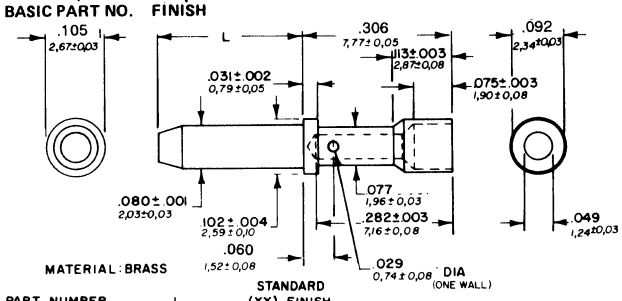

MATERIAL: BRASS

PART NUMBER	L	STANDARD (XX) FINISH
09-8085-1-XX	.200 5,08	(03) GOLD OR
-2-XX	.375 9,52	(04) ELECTRO-
-3-XX	.500 12,7	TIN

NOTE: MECHANICAL TOLERANCES UNLESS OTHERWISE STATED ±.005

RECOMMENDED HOOK-UP WIRE SIZE 22 GAGE, 7 STRAND, NO 30 COPPER WIRE, TEFLON* INSULATED .054 (1,37) MAXIMUM DIAMETER OVER INSULATION.

10-8501-X-XX PLUG-.080 PIN M.S. 3190 CRIMP BARREL, SIZE 16

BASIC PART NO. FINISH

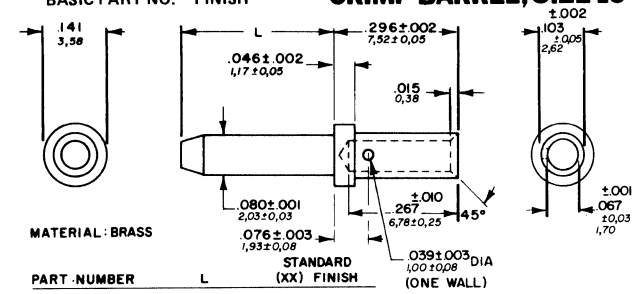

MATERIAL: BRASS

PART NUMBER	L	STANDARD (XX) FINISH
10-8501-1-XX	.200 5,08	(03) GOLD OR
-2-XX	.375 9,52	(04) ELECTRO-
-3-XX	.500 12,7	TIN

RECOMMENDED WIRE 20 GAGE, 7 STRAND, NO. 28 COPPER WIRE, TEFLON* INSULATED (INSULATION TO BE STRIPPED TO LENGTH OF MINIMUM HOLE DEPTH BEFORE CRIMPING)

09-8087-1-XX TAPER PLUG - CRIMP BARREL

BASIC PART NO. FINISH

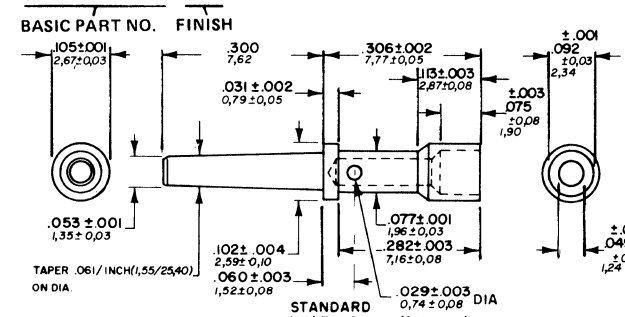

MATERIAL: BRASS

PART NO.	STANDARD (XX) FINISH
09-8087-1-XX	(03) GOLD OR (04) ELECTRO-TIN

RECOMMENDED WIRE FOR CRIMPING 22 GAGE, 7 STRAND, NO. 30 COPPER WIRE, TEFLON* INSULATED .054 (1,37) MAXIMUM DIAMETER OVER INSULATION

09-9501-1-XX P.C. PLUG EDGE MOUNT-HALF SLOT .040 PIN

BASIC PART NO. FINISH

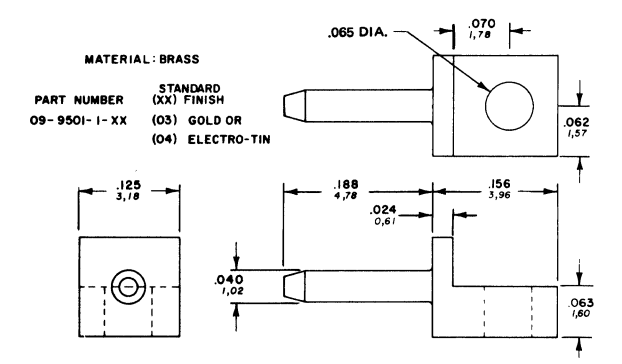

MATERIAL: BRASS

PART NUMBER	STANDARD (XX) FINISH
09-9501-1-XX	(03) GOLD OR
	(04) ELECTRO-TIN

FOR ADDITIONAL SIZES AND MATERIALS, CONTACT FACTORY.

COLOR CODE FOR ORDERING

BLK	BRN	RED	ORN	YEL	GRN	BLU	PUR	GRY	WHT
10	11	12	13	14	15	16	17	18	19

CONCORD
THE COMPONENT PEOPLE

30 GREAT JONES STREET
NEW YORK, N.Y. 10012-1115
(212) 777-6571 • 1-800-847-4162
FAX (212) 995-0161

*Teflon® is Du Pont's registered trademark

10-8015-X-03 .040 PIN

BASIC PART NO. FINISH

RECOMMENDED MOUNTING HOLE .076 ±.002 DIA (#48 DRILL)

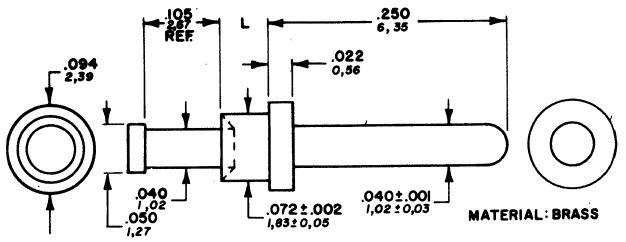

MATERIAL: BRASS

PART NUMBER	L	BOARD THICKNESS	STANDARD (XX) FINISH
10-8015-1-03	.051 1,30	1/32 0,79	
-2-03	.082 2,08	1/16 1,59	
-3-03	.113 2,87	3/32 2,38	(03) GOLD
-4-03	.145 3,68	1/8 3,18	
-6-03	.207 5,26	3/16 4,76	
-8-03	.270 6,86	1/4 6,35	

10-8025-X-03 .040 PIN

BASIC PART NO. FINISH

RECOMMENDED MOUNTING HOLE .076 ±.002 DIA (#48 DRILL)

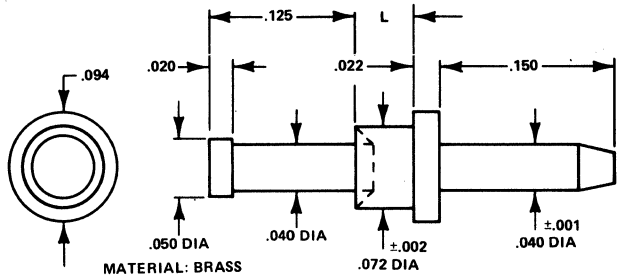

MATERIAL: BRASS

PART NUMBER	L	BOARD THICKNESS	STANDARD (XX) FINISH
10-8025-1-03	.051	.031	
10-8025-2-03	.082	.062	(03) GOLD
10-8025-3-03	.113	.094	
10-8025-4-03	.145	.125	

09-8117-2-01 .041 PIN

BASIC PART NO. FINISH

RECOMMENDED MOUNTING HOLE .119 ±.002 DIA

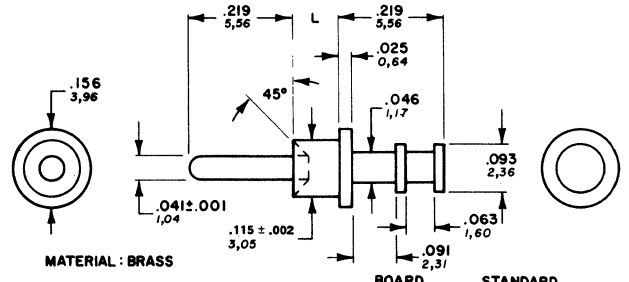

MATERIAL: BRASS

PART NUMBER	L	BOARD THICKNESS	STANDARD (XX) FINISH
09-8117-2-01	.094 2,39	1/16 1,59	(01) SILVER

10-804-X-01 PIN .041

BASIC PART NO. FINISH

RECOMMENDED MOUNTING HOLE .125 DIA (1/8 DRILL)

MATERIAL: BRASS

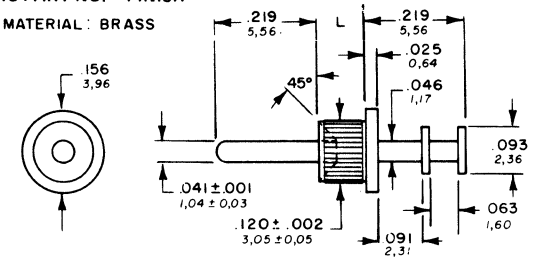

PART NUMBER	L	THICKNESS	(XX) FINISH
10-804-1-01	.062 1,57	1/32 0,79	
2-01	.094 2,39	1/16 1,59	(01) SILVER
3-01	.125 3,18	3/32 2,38	
4-01	.156 3,96	1/8 3,18	

09-81XX-X-XX PIN .040
09-0038-4-04

BASIC PART NO. FINISH

PN	RECOMMENDED MOUNTING HOLE
09-8136	.125 DIA (1/8 DRILL)
09-8114	.085 DIA
09-8137	.085 DIA
09-0038	.125 DIA (1/8 DRILL)

STANDARD (XX) FINISH

(01) SILVER

(04) ELECTRO-TIN

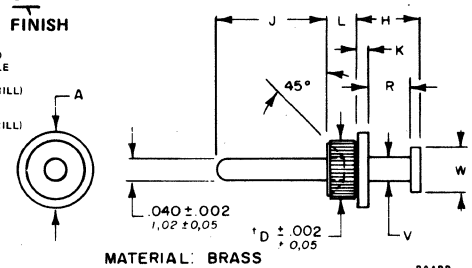

MATERIAL: BRASS

PART NUMBER	J	L	H	D	A	K	W	R	V	BOARD THICKNESS
09-8136-1-01	.218 5,54	.062 1,57	.136 3,45	.120 3,05	.156 3,96	.025 0,64	.093 2,36	.091 2,31	.046 1,17	1/32 0,79
2-01	.218 5,54	.093 2,36	.136 3,45	.120 3,05	.156 3,96	.025 0,64	.093 2,36	.091 2,31	.046 1,17	1/16 1,59
3-01	.218 5,54	.125 3,18	.136 3,45	.120 3,05	.156 3,96	.025 0,64	.093 2,36	.091 2,31	.046 1,17	3/32 2,38
4-01	.218 5,54	.156 3,96	.136 3,45	.120 3,05	.156 3,96	.025 0,64	.093 2,36	.091 2,31	.046 1,17	1/8 3,18
09-8114-2-01	.250 6,35	.082 2,08	.078 1,98	.080 2,03	.094 2,39	.022 0,56	.050 1,27	.041 1,04	.040 1,02	1/16 1,59
09-8137-2-01	.250 6,35	.082 2,08	.209 5,31	.080 2,03	.125 3,18	.022 0,56	.070 1,78	.165 4,19	.040 1,02	1/16 1,59
09-0038-4-04	.616 15,65	.165 4,19	.190 4,83	.123 3,12	.160 4,06	.045 1,14	.093 2,36	*.125 3,18	.050 1,27	1/8 3,18

10-8007-X-XX PIN .080

BASIC PART NO. FINISH

RECOMMENDED MOUNTING HOLE .120 ±.002 DIA (#31 DRILL)

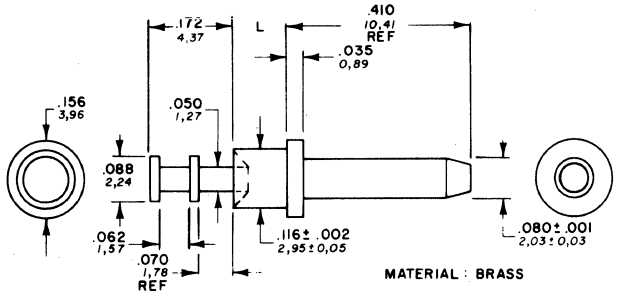

MATERIAL: BRASS

PART NUMBER	L	BOARD THICKNESS	STANDARD (XX) FINISH
10-8007-2-XX	.105 2,67	1/16 1,59	(03) GOLD OR (04) ELECTRO-TIN
3-XX	.135 3,43	3/32 2,38	
4-XX	.165 4,19	1/8 3,18	

10-895-X-XX P.C. PINS .020, 032, 040, 062

BASIC PART NO. FINISH

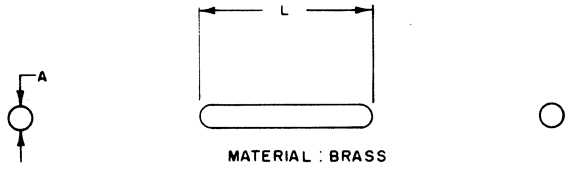

MATERIAL: BRASS

PART NUMBER	A	L	STANDARD (XX) FINISH
10-895-1-02	.020 0,51	.400 10,16	
2-02	.020 0,51	.600 15,24	
3-02	.020 0,51	.900 22,86	
4-02	.032 0,81	.400 10,16	
5-02	.032 0,81	.600 15,24	
6-02	.032 0,81	.900 22,86	(02) NICKEL
7-02	.040 1,02	.400 10,16	
8-02	.040 1,02	.600 15,24	
9-02	.040 1,02	.900 22,86	
10-02	.062 1,57	.400 10,16	
11-02	.062 1,57	.600 15,24	
12-02	.062 1,57	.900 22,86	

FOR ADDITIONAL SIZES AND MATERIALS, CONTACT FACTORY.

CONCORD
THE COMPONENT PEOPLE
30 GREAT JONES STREET
NEW YORK, N.Y. 10012-1115
(212) 777-6571 • FAX (212) 995-0161

PINS-TAPERED

10-823-X-04

BASIC PART NO. FINISH

RECOMMENDED MOUNTING HOLE .119 ±.001 DIA

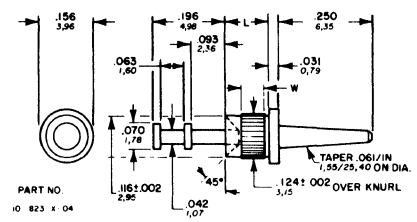

PART NO. 10 823 X 04

MATERIAL BRASS

STANDARD FINISH ELECTRO TIN

PART NO	W	L	BOARD THICKNESS
10-823-1	.032 (0,81)	.057 (1,45)	1/32 (0,79)
10-823-2	.032 (0,81)	.087 (2,21)	1/16 (1,59)
10-823-3	.063 (1,60)	.120 (3,05)	3/32 (2,38)
10-823-4	.094 (2,39)	.151 (3,84)	1/8 (3,18)
10-823-6	.094 (2,39)	.214 (5,44)	3/16 (4,76)

10-824-X-04

BASIC PART NO. FINISH

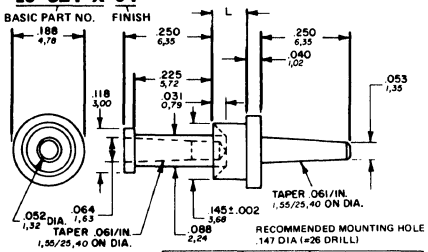

RECOMMENDED MOUNTING HOLE .147 DIA (#26 DRILL)

PART NO 10 824-X-04

MATERIAL BRASS

STANDARD FINISH ELECTRO-TIN

PART NO	L	BOARD THICKNESS
10-824-1	.062 (1,57)	1/32 (0,79)
10-824-2	.094 (2,39)	1/16 (1,59)
10-824-3	.125 (3,18)	3/32 (2,38)
10-824-4	.156 (3,96)	1/8 (3,18)
10-824-6	.219 (5,56)	3/16 (4,76)
10-824-8	.281 (7,14)	1/4 (6,35)

P.C. PINS

09-8064-X-XX P.C. RIGHT ANGLE BENT PIN .020

BASIC PART NO. FINISH

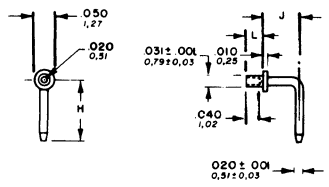

RECOMMENDED MOUNTING HOLE .033 ±.001 DIA

MATERIAL BRASS

PART NUMBER	L	H	J	BOARD THICKNESS	STANDARD (XX) FINISH
09-8064-5-05	.051 1,30	.165 4,19	.100 2,54	1/32 0,79	(05) ELECTRO SOLDER
-4-05	.051 1,30	.225 5,72	.200 5,08	1/32 0,79	

10-926-X-XX P.C. RIGHT ANGLE BENT PIN .040
09-8XXX-2-XX

BASIC PART NO. FINISH

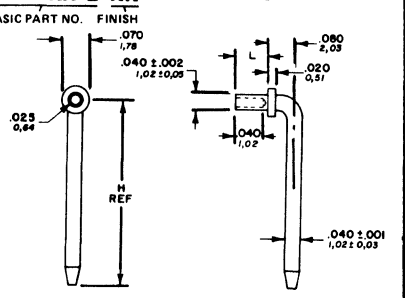

MATERIAL: BRASS

RECOMMENDED MOUNTING HOLE .043 ±.001 DIA (#57 DRILL)

PART NUMBER	L	H	BOARD THICKNESS	STANDARD (XX) FINISH
10-926-1-XX	.051 1,30	.257 6,53	1/32 0,79	(03) GOLD OR (04) ELECTRO-TIN
-2-XX	.082 2,08	.257 6,53	1/16 1,59	
-3-XX	.113 2,87	.257 6,53	3/32 2,38	
09-8193-2-03	.082 2,08	.357 9,07	1/16 1,59	(03) GOLD
09-8123-2-04	.082 2,08	.375 9,53	1/16 1,59	(04) ELECTRO-TIN
09-8048-2-04	.082 2,08	.562 14,27	1/16 1,59	(04) ELECTRO-TIN

09-8073-2-XX P.C. RIGHT ANGLE BENT PIN .050

BASIC PART NO. FINISH

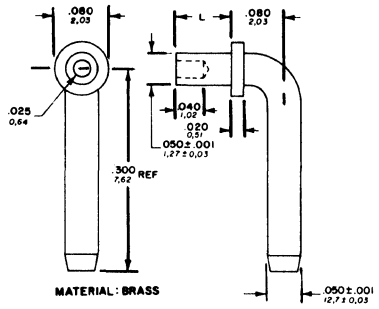

MATERIAL: BRASS

RECOMMENDED MOUNTING HOLE .053 ±.001 DIA

PART NUMBER	L	BOARD THICKNESS	STANDARD (XX) FINISH
09-8073-2-03	.082 2,08	1/16 1,59	(03) GOLD

10-8024-X-03 .080 PIN

BASIC PART NO. FINISH

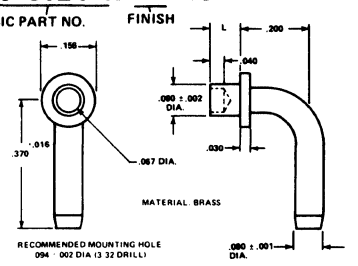

MATERIAL: BRASS

RECOMMENDED MOUNTING HOLE .094 ±.002 DIA (3 32 DRILL)

PART NUMBER	L	BOARD THICKNESS	STANDARD (XX) FINISH
10 8024 1 03	.051	.031	
10 8024 2 03	.082	.062	(03) GOLD
10 8024 3 03	.113	.094	

P.C. PINS/SQUARE-WRAP®

09-6001-2-XX .025 SQUARE-WRAP® TERMINAL

BASIC PART NO. FINISH

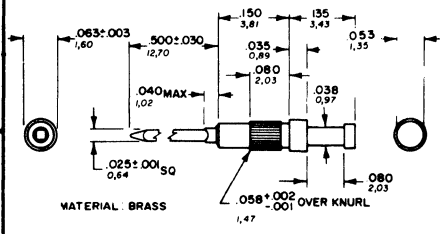

MATERIAL: BRASS

RECOMMENDED MOUNTING HOLE .055 DIA (#54 DRILL)

PART NO.	FINISH	BOARD THICKNESS	MOUNTING HOLE
09-6001-2-03	GOLD	.062(1,57) TO .125(3,18)	.055±.001 (1,40±0,03)
04	ELECTRO-TIN	.062(1,57) TO .125(3,18)	.055±.001 (1,40±0,03)

SQUARE-WRAP®

09-6002-2-XX .025 SQUARE-WRAP® TERMINAL

BASIC PART NO. FINISH

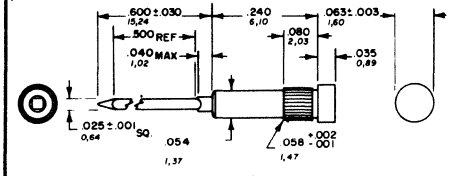

MATERIAL: BRASS

RECOMMENDED MOUNTING HOLE .055 DIA (#54 DRILL)

PART NO.	FINISH	BOARD THICKNESS	MOUNTING HOLE
09-6002-2-03	GOLD	.062(1,57) .188(4,78)	.055±.001 (1,40±0,03)
04	ELECTRO-TIN	.062(1,57) .188(4,78)	.055±.001 (1,40±0,03)

09-6003-2-XX .025 SQUARE-WRAP® TERMINAL

BASIC PART NO. FINISH

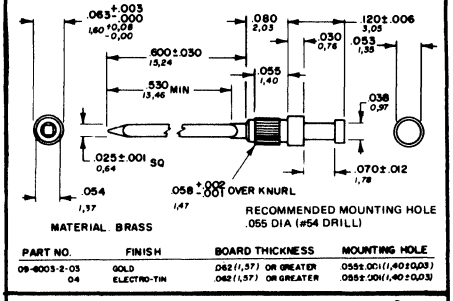

MATERIAL: BRASS

RECOMMENDED MOUNTING HOLE .055 DIA (#54 DRILL)

PART NO.	FINISH	BOARD THICKNESS	MOUNTING HOLE
09-6003-2-03	GOLD	.062(1,57) OR GREATER	.055±.001(1,40±0,03)
04	ELECTRO-TIN	.062(1,57) OR GREATER	.055±.001(1,40±0,03)

09-6004-2-XX .045 SQUARE-WRAP® TERMINAL

BASIC PART NO. FINISH

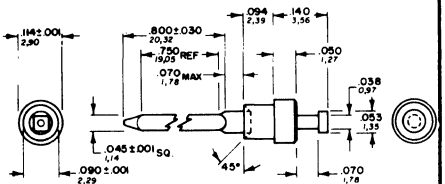

MATERIAL: BRASS

RECOMMENDED MOUNTING HOLE .094 ±.002 (#42 DRILL)

PART NO.	FINISH	BOARD THICKNESS	MOUNTING HOLE
09-6004-2-04	ELECTRO-TIN	1/16 (1,59)	.094±.001(2,39±0,03)

09-6005-2-XX .025 SQUARE-WRAP® TERMINAL

BASIC PART NO. FINISH

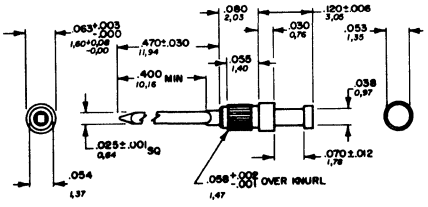

MATERIAL: BRASS

RECOMMENDED MOUNTING HOLE .055 DIA (#54 DRILL)

PART NO.	FINISH	BOARD THICKNESS	MOUNTING HOLE
09-6005-2-03	GOLD	.062(1,57) OR GREATER	.055±.001(1,40±0,03)
04	ELECTRO-TIN	.062(1,57) OR GREATER	.055±.001(1,40±0,03)

09-6006-2-XX .025 SQUARE-WRAP® TERMINAL

BASIC PART NO. FINISH

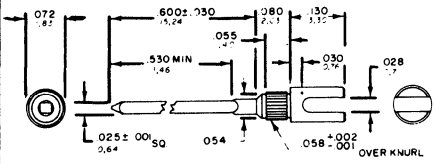

MATERIAL BRASS

RECOMMENDED MOUNTING HOLE .055 DIA (#54 DRILL)

PART NO	FINISH	BOARD THICKNESS	MOUNTING HOLE
09-6006-2-03	GOLD	.062(1,57) OR GREATER	.055±.001(1,40±0,03)
04	ELECTRO-TIN	.062(1,57) OR GREATER	.055±.001(1,40±0,03)

09-6007-2-XX .025 SQUARE-WRAP® TERMINAL

BASIC PART NO. FINISH

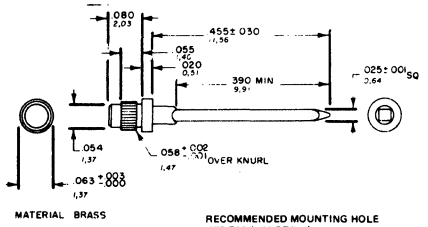

MATERIAL BRASS

RECOMMENDED MOUNTING HOLE .055 DIA (#54 DRILL)

PART NO.	FINISH	BOARD THICKNESS	MOUNTING HOLE
09-6007-2-03	GOLD	.062(1,57) OR GREATER	.055±.001(1,40±0,03)
04	ELECTRO-TIN	.062(1,57) OR GREATER	.055±.001(1,40±0,03)

FOR ADDITIONAL SIZES AND MATERIALS, CONTACT FACTORY.

CONCORD
THE COMPONENT PEOPLE

30 GREAT JONES STREET
NEW YORK, N.Y. 10012-1115
(212) 777-6571 • TWX 710-581-4930
FAX (212) 995-0161

P.C. PINS

09-8301-X-03 P.C. PIN .017

BASIC PART NO. FINISH

RECOMMENDED MOUNTING HOLE .025 ±.002 DIA (#72 DRILL)

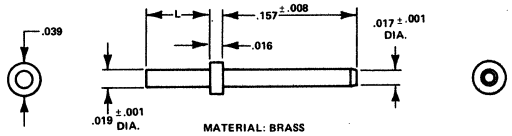

MATERIAL: BRASS

PART NUMBER	L	BOARD THICKNESS	STANDARD (XX) FINISH
09-8301-1-03	.061	.025	(03) GOLD
09-8301-2-03	.075	.040	

09-8080-2-03 P.C. PIN .018

BASIC PART NO. FINISH

RECOMMENDED MOUNTING HOLE .052 DIA (#56 DRILL)

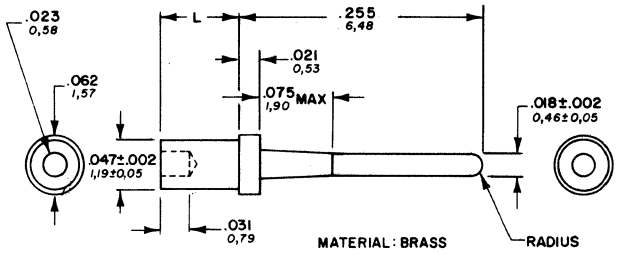

MATERIAL: BRASS

PART NUMBER	L	BOARD THICKNESS	STANDARD (XX) FINISH
09-8080-2-03	.082 2,08	1/16 1,59	(03) GOLD

09-8XXX-XX .020 PINS

BASIC PART NO. FINISH

RECOMMENDED MOUNTING HOLE .043 ±.001 DIA (#57 DRILL)

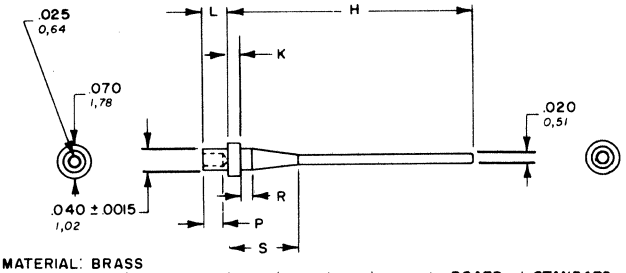

MATERIAL: BRASS

PART NUMBER	H	L	K	S	R	P	BOARD THICKNESS	STANDARD (XX) FINISH
09-8068-1-03	.310 7,87	.051 1,30	.025 0,64	.120 3,05	.020 0,51	.045 1,14	1/32 0,79	(03) GOLD
09-8063-1-05	.455 11,56	.051 1,30	.025 0,64	.120 3,05	.020 0,51	.045 1,14	1/32 0,79	(05) ELECTRO-SOLDER
09-8012-1-03	.580 14,73	.051 1,30	.025 0,64	.120 3,05	.020 0,51	.045 1,14	1/32 0,79	(03) GOLD
-2-03	.580 14,73	.082 2,08	.025 0,64	.120 3,05	.020 0,51	.045 1,14	1/16 1,59	
09-8008-2-03	.750 19,05	.082 2,08	.020 0,51	.350 8,89	.230 5,84	.045 1,14	1/16 1,59	(03) GOLD
09-8015-1-03	.950 24,13	.051 1,30	.025 0,64	.120 3,05	.020 0,51	.045 1,14	1/32 0,79	(03) GOLD
09-8065-1-03	1.140 28,96	.051 1,30	.025 0.64	.600 15.24	.445 11.30	.030 0.76	1/32 0,79	(03) GOLD

09-81XX-X-XX P.C. PIN .020

BASIC PART NO. FINISH

RECOMMENDED MOUNTING HOLE .037 DIA (#63 DRILL)

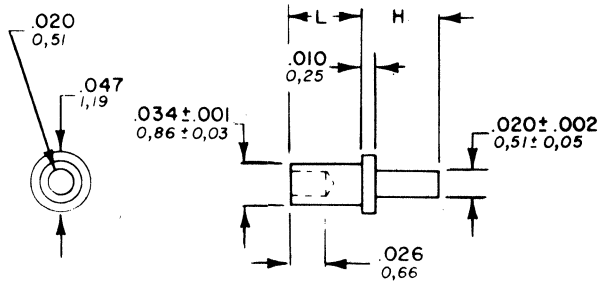

MATERIAL BRASS

PART NUMBER	H	L	BOARD THICKNESS	STANDARD (XX) FINISH
09-8138-11-05	.040 1,02	.037 0,94	1/64 0,40	(05) ELECTRO-SOLDER
-1-05	.040 1,02	.053 1,35	1/32 0,79	
-2-05	.040 1,02	.084 2,13	1/16 1,59	
09-8139-1-05	.060 1,52	.053 1,35	1/32 0,79	(05) ELECTRO-SOLDER
-2-05	.060 1,52	.084 2,13	1/16 1,59	

10-963-2-03 P.C. PIN .020

BASIC PART NO. FINISH

RECOMMENDED MOUNTING HOLE .036 DIA (#64 DRILL)

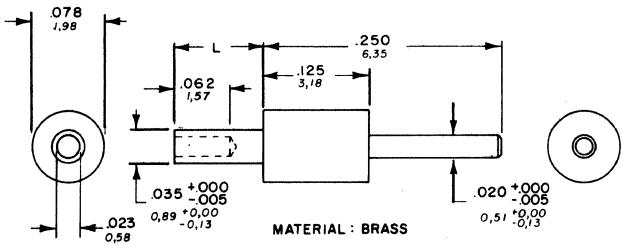

MATERIAL: BRASS

PART NUMBER	L	BOARD THICKNESS	STANDARD (XX) FINISH
10-963-2-03	.094 2,39	1/16 1,59	(03) GOLD

09-8031-1-03 P.C. PIN .020

BASIC PART NO. FINISH

RECOMMENDED MOUNTING HOLE .043 DIA (#57 DRILL)

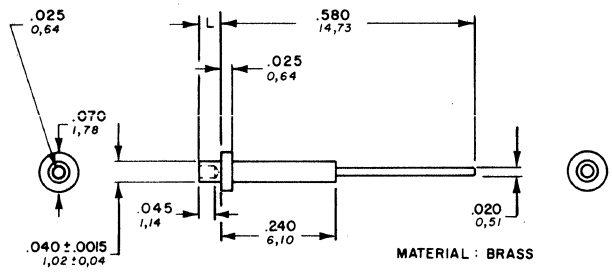

MATERIAL: BRASS

PART NUMBER	L	BOARD THICKNESS	STANDARD (XX) FINISH
09-8031-1-03	.051 1,30	1/32 0,79	(03) GOLD

09-8058-1-03 P.C. PIN .020

BASIC PART NO. FINISH

RECOMMENDED MOUNTING HOLE .043 DIA (#57 DRILL)

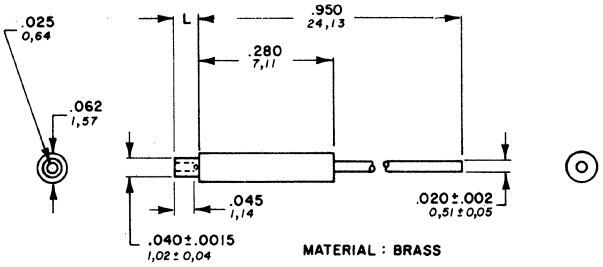

MATERIAL: BRASS

PART NUMBER	L	BOARD THICKNESS	STANDARD (XX) FINISH
09-8058-1-03	.051 1,30	1/32 0,79	(03) GOLD

09-8XXX-2-03 P.C. PINS .020

BASIC PART NO. FINISH

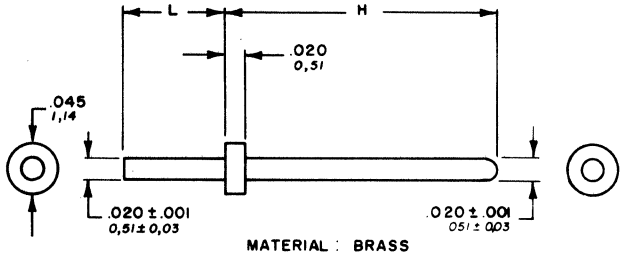

MATERIAL: BRASS

PART NUMBER	H	L	THICKNESS	(XX) FINISH
09-8090-2-03	.270 6,86	.100 2,54	1/16 1,59	(03) GOLD
09-8017-2-03	.445 11,30	.100 2,54	1/16 1,59	(03) GOLD
09-8187-2-03	.545 13,84	.100 2,54	1/16 1,59	(03) GOLD
09-8001-2-03	.570 14,48	.100 2,54	1/16 1,59	(03) GOLD
09-8018-2-03	.950 24,13	.100 2,54	1/16 1,59	(03) GOLD

FOR ADDITIONAL SIZES AND MATERIALS, CONTACT FACTORY.

CONCORD
THE COMPONENT PEOPLE

30 GREAT JONES STREET
NEW YORK, N.Y. 10012-1115
(212) 777-6571 • TWX 710-581-4930
FAX (212) 995-0161

09-8XXX-X-XX P.C. PINS .020

BASIC PART NO. FINISH

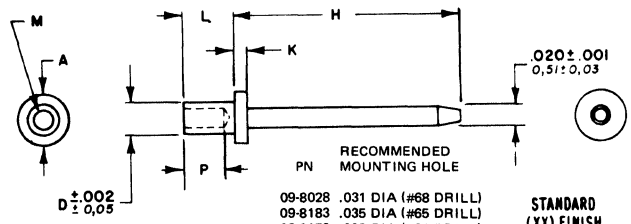

MATERIAL: BRASS

PN	RECOMMENDED MOUNTING HOLE
09-8028	.031 DIA (#68 DRILL)
09-8183	.035 DIA (#65 DRILL)
09-8179	.039 DIA (#61 DRILL)
09-8027	.031 DIA (#68 DRILL)
09-8056	.031 DIA (#68 DRILL)
09-8181	.035 DIA (#65 DRILL)
09-8046	.043 DIA (#57 DRILL)
09-8180	.039 DIA (#61 DRILL)
09-8182	.035 DIA (#65 DRILL)

STANDARD (XX) FINISH
(05) ELECTRO-SOLDER
(03) GOLD

PART NUMBER	H	L	D	A	K	N	P	BOARD THICKNESS
09-8028-1-05	.050 1,27	.051 1,30	.027 0,69	.050 1,27	.010 0,25	.018 0,46	.040 1,02	1/32 0,79
-2-05	.050 1,27	.085 2,16	.027 0,69	.050 1,27	.010 0,25	.018 0,46	.040 1,02	1/16 1,59
09-8183-1-05	.125 3,18	.051 1,30	.031 0,79	.050 1,27	.010 0,25	.020 0,51	.040 1,02	1/32 0,79
09-8179-1-03	.125 3,18	.051 1,30	.036 0,91	.050 1,27	.050 1,27	.025 0,64	.040 1,02	1/32 0,79
09-8027-2-05	.130 3,30	.085 2,16	.027 0,69	.050 1,27	.010 0,25	.018 0,46	.040 1,02	1/16 1,59
09-8056-2-03	.160 4,06	.085 2,16	.027 0,69	.050 1,27	.010 0,25	.018 0,46	.040 1,02	1/16 1,59
09-8181-1-05	.225 5,72	.051 1,30	.031 0,79	.050 1,27	.010 0,25	.020 0,51	.040 1,02	1/32 0,79
09-8046-3-05	.275 6,99	.113 2,87	.040 1,02	.062 1,57	.025 0,64	.025 0,64	.035 0,89	3/32 2,38
09-8180-3-03	.350 8,89	.119 3,02	.036 0,91	.050 1,27	.020 0,51	.025 0,64	.045 1,14	3/32 2,38
09-8182-1-05	.375 9,53	.051 1,30	.031 0,79	.050 1,27	.010 0,25	.020 0,51	.040 1,02	1/32 0,79

10-9XX-X-XX .025 PINS
10-8XXX-X-XX
09-8XXX-X-XX

BASIC PART NO. FINISH

MATERIAL: BRASS

PN	RECOMMENDED MOUNTING HOLES
10-915	.043 ±.001 DIA (#57 DRILL)
10-925	.062 ±.002 (1/16 DRILL)
10-8017	.035 ±.002 DIA (#65 DRILL)
10-8018	.035 ±.002 DIA (#65 DRILL)
10-8019	.035 ±.002 DIA (#65 DRILL)
10-8176	.052 ±.002 DIA (#55 DRILL)
10-8178	.052 ±.002 DIA (#55 DRILL)
10-8020	.035 ±.002 DIA (#65 DRILL)

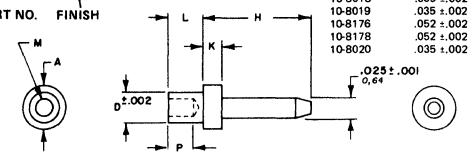

STANDARD (XX) FINISH
(03) GOLD OR
(04) ELECTRO-TIN

PART NUMBER	H	L	D	A	K	N	P	BOARD THICKNESS
10-915-1-03	.150 3,81	.051 1,30	*.040 1,02	.062 1,57	.025 0,64	.025 0,64	.035 0,89	1/32 0,79
-2-03	.150 3,81	.082 2,08	*.040 1,02	.062 1,57	.025 0,64	.025 0,64	.035 0,89	1/16 1,59
-3-03	.150 3,81	.113 2,87	*.040 1,02	.062 1,57	.025 0,64	.025 0,64	.035 0,89	3/32 2,38
-3A-03	.150 3,81	.125 3,18	*.040 1,02	.062 1,57	.025 0,64	.025 0,64	.035 0,89	
10-925-1-XX	.155 3,94	.062 1,57	.058 1,47	.078 1,98	.030 0,76	.040 1,02	.040 1,02	1/32 0,79
-2-XX	.155 3,94	.094 2,39	.058 1,47	.078 1,98	.030 0,76	.040 1,02	.062 1,57	1/16 1,59
-3-XX	.155 3,94	.125 3,18	.058 1,47	.078 1,98	.030 0,76	.040 1,02	.062 1,57	3/32 2,38
-4-XX	.155 3,94	.156 3,96	.058 1,47	.078 1,98	.030 0,76	.040 1,02	.062 1,57	1/8 3,18
10-8017-1-03	.170 4,32	.051 1,30	†.031 0,79	.050 1,27	.020 0,51	.020 0,51	.040 1,02	1/32 0,79
-2-03	.170 4,32	.082 2,08	†.031 0,79	.050 1,27	.020 0,51	.020 0,51	.040 1,02	1/16 1,59
10-8018-1-03	.320 8,13	.051 1,30	†.031 0,79	.050 1,27	.020 0,51	.020 0,51	.040 1,02	1/32 0,79
-2-03	.320 8,13	.082 2,08	†.031 0,79	.050 1,27	.020 0,51	.020 0,51	.040 1,02	1/16 1,59
10-8019-1-03	.320 8,13	.051 1,30	†.031 0,79	.050 1,27	.170 4,32	.020 0,51	.040 1,02	1/32 0,79
-2-03	.320 8,13	.082 2,08	†.031 0,79	.050 1,27	.170 4,32	.020 0,51	.040 1,02	1/16 1,59
09-8176-1-03	.437 11,10	.054 1,37	.048 1,22	.062 1,57	.020 0,51	.032 0,81	.031 0,79	1/32 0,79
09-8178-2-03	.437 11,10	.094 2,39	.047 1,19	.062 1,57	.062 1,57	.032 0,81	.031 0,79	1/16 1,59
10-8020-1-03	.570 14,48	.051 1,30	†.031 0,79	.050 1,27	.420 10,67	.020 0,51	.031 0,79	1/32 0,79
-2-03	.570 14,48	.082 2,08	†.031 0,79	.050 1,27	.420 10,67	.020 0,51	.031 0,79	1/16 1,59

* TOLERANCE IS ±.001 (±0,03) † TOLERANCE IS ±.0015 (±0,04)

09-8172-2-03 P.C. PIN .025

BASIC PART NO. FINISH

RECOMMENDED MOUNTING HOLE .0465 DIA (#56 DRILL)

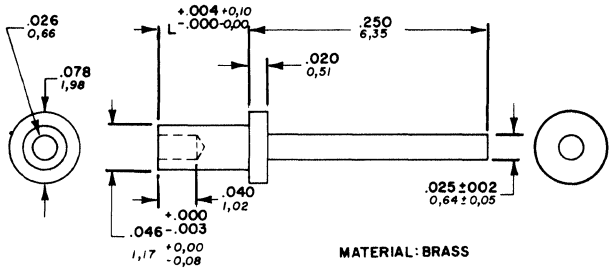

MATERIAL: BRASS

PART NUMBER	L	BOARD THICKNESS	STANDARD (XX) FINISH
09-8172-2-03	.084 2,13	1/16 1,59	(03) GOLD

14-991-2-03 .025 PIN

BASIC PART NO. FINISH

RECOMMENDED MOUNTING HOLE .033 DIA (#66 DRILL)

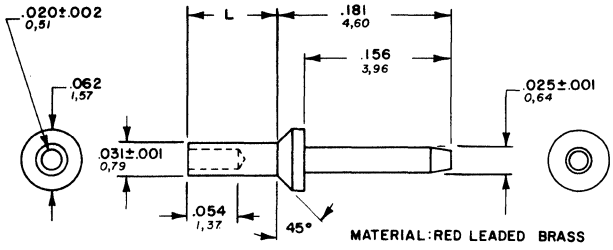

MATERIAL: RED LEADED BRASS

PART NUMBER	L	BOARD THICKNESS	STANDARD (XX) FINISH
14-991-2-03	.094 2,39	1/16 1,59	(03) GOLD

09-81XX-1-03 P.C. PIN .025

BASIC PART NO. FINISH

RECOMMENDED MOUNTING HOLE .043 DIA (#57 DRILL)

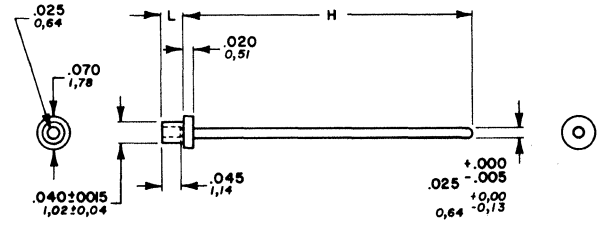

MATERIAL: BRASS

PART NUMBER	H	L	BOARD THICKNESS	STANDARD (XX) FINISH
09-8173-1-03	.600 15,24	.051 1,30	1/32 0,79	(03) GOLD
09-8174-1-03	.900 22,86	.051 1,30	1/32 0,79	(03) GOLD

10-9XX-X-XX P.C. PIN .025
09-8170-2-04

BASIC PART NO. FINISH

RECOMMENDED MOUNTING HOLE .035 DIA (#65 DRILL)

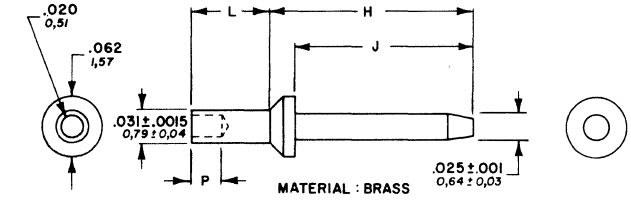

MATERIAL: BRASS

PART NUMBER	H	L	J	P	BOARD THICKNESS	STANDARD (XX) FINISH
10-964-2-04	.092 2,34	.082 2,08	.067 1,70	.062 1,57	1/16 1,59	(04) ELECTRO-TIN
10-927-1-XX	.213 5,41	.047 1,19	.188 4,78	.031 0,79	1/32 0,79	(03) GOLD OR
-2-XX	.213 5,41	.082 2,08	.188 4,78	.031 0,79	1/16 1,59	(04) ELECTRO-TIN
09-8170-2-04	.337 8,56	.078 1,98	.312 7,92	.031 0,79	1/16 1,59	(04) ELECTRO-TIN

FOR ADDITIONAL SIZES AND MATERIALS, CONTACT FACTORY.

CONCORD
THE COMPONENT PEOPLE

30 GREAT JONES STREET
NEW YORK, N.Y. 10012-1115
(212) 777-6571 • TWX 710-581-4930
FAX (212) 995-0161

09-8XXX-X-XX P.C. PIN .031

BASIC PART NO. FINISH

RECOMMENDED MOUNTING HOLE

.043 ±.001 DIA (#57 DRILL)

.052 ±.001 DIA (#55 DRILL)

.043 ±.001 DIA (#57 DRILL)

.035 ±.001 DIA (#65 DRILL)

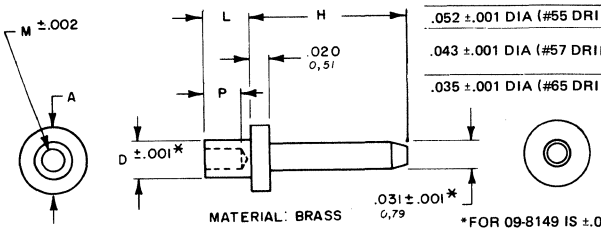

MATERIAL: BRASS

*FOR 09-8149 IS ±.002

PART NUMBER	H	L	D	A	M	P	BOARD THICKNESS	STANDARD (XX) FINISH
09-8045-1-XX	.170 4,32	.051 1,30	.040 1,02	.070 1,78	.025 0,64	.040 1,02	1/32 0,79	(03) GOLD
2-XX	.170 4,32	.082 2,08	.040 1,02	.070 1,78	.025 0,64	.040 1,02	1/16 1,59	(04) ELECTRO-TIN
3-XX	.170 4,32	.113 2,87	.040 1,02	.070 1,78	.025 0,64	.040 1,02	3/32 2,38	
09-8149-1-01	.176 4,47	.050 1,27	.047 1,19	.062 1,57	.020 0,51	.020 0,51	1/32 0,79	(01) SILVER
09-8044-1-XX	.320 8,13	.051 1,30	.040 1,02	.070 1,78	.025 0,64	.040 1,02	1/32 0,79	(03) GOLD
2-XX	.320 8,13	.082 2,08	.040 1,02	.070 1,78	.025 0,64	.040 1,02	1/16 1,59	(04) ELECTRO-TIN
3-XX	.320 8,13	.113 2,87	.040 1,02	.070 1,78	.025 0,64	.040 1,02	3/32 2,38	
09-8024-1-03	.320 8,13	.051 1,30	.031 0,79	.050 1,27	.015 0,38	.040 1,02	1/32 0,79	(03) GOLD

10-849-1-03 P.C. PIN .035
09-81XX-1-03

BASIC PART NO. FINISH

RECOMMENDED MOUNTING HOLE .0625 DIA (1/16 DRILL)

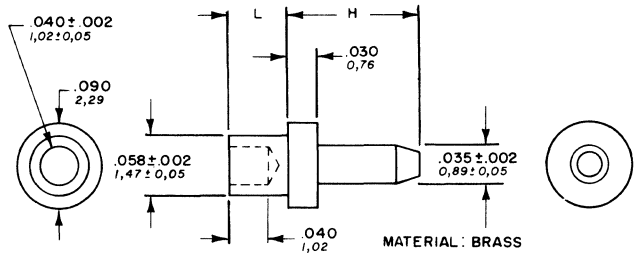

MATERIAL: BRASS

PART NUMBER	H	L	BOARD THICKNESS	STANDARD (XX) FINISH
10-849-1-03	.130 3,30	.062 1,57	1/32 0,79	(03) GOLD
09-8152-1-03	.155 3,94	.062 1,57	1/32 0,79	(03) GOLD
09-8153-1-03	.180 4,57	.062 1,57	1/32 0,79	(03) GOLD

12-8XX-3-03 P.C. PIN .040

BASIC PART NO. FINISH

RECOMMENDED MOUNTING HOLE .0635 DIA (#52 DRILL)

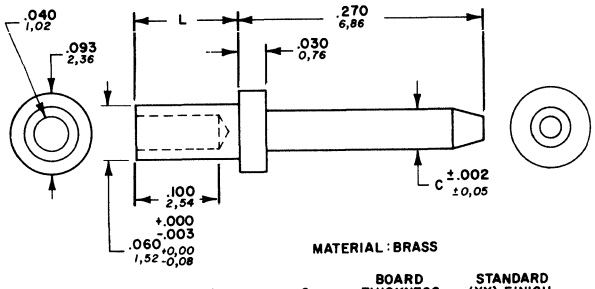

MATERIAL: BRASS

PART NUMBER	L	C	BOARD THICKNESS	STANDARD (XX) FINISH
12-886-3-03	.125 3,18	.030 0,76	3/32 2,38	(03) GOLD
12-890-3-03	.125 3,18	.040 1,02	3/32 2,38	(03) GOLD

09-81XX-2-03 P.C. PIN .038

BASIC PART NO. FINISH

RECOMMENDED MOUNTING HOLE .064 DIA (#52 DRILL)

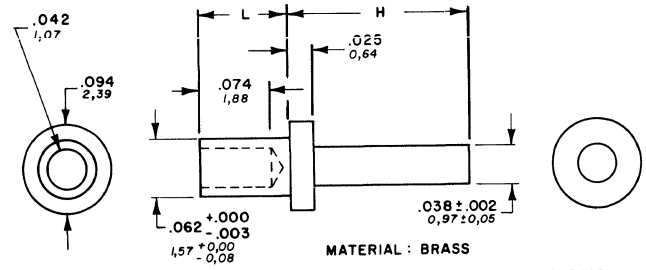

MATERIAL: BRASS

PART NUMBER	H	L	BOARD THICKNESS	STANDARD (XX) FINISH
09-8150-2-03	.187 4,75	.094 2,39	1/16 1,59	(03) GOLD
09-8151-2-03	.250 6,35	.094 2,39	1/16 1,59	(03) GOLD

09-8XXX-X-XX P.C. PIN .030

BASIC PART NO. FINISH

PN	RECOMMENDED MOUNTING HOLE
09-8147	.033 DIA (#66 DRILL)
09-8055	.043 DIA (#57 DRILL)

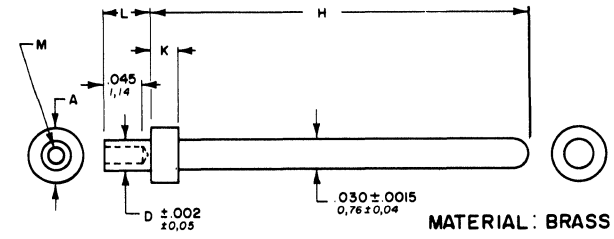

MATERIAL: BRASS

PART NUMBER	H	L	D	A	K	M	BOARD THICKNESS	STANDARD (XX) FINISH
09-8147-1-04	.421 10,69	.051 1,30	.030 0,76	.062 1,57	.030 0,76	.015 0,38	1/32 0,79	(04) ELECTRO-TIN
09-8055-1-03	.600 15,24	.051 1,30	.040 1,02	.070 1,78	.020 0,51	.025 0,64	1/32 0,79	(03) GOLD
2-03	.600 15,24	.082 2,08	.040 1,02	.070 1,78	.020 0,51	.025 0,64	1/16 1,59	

10-877-X-05 P.C. PIN .032

BASIC PART NO. FINISH

RECOMMENDED MOUNTING HOLE .055 DIA (#54 DRILL)

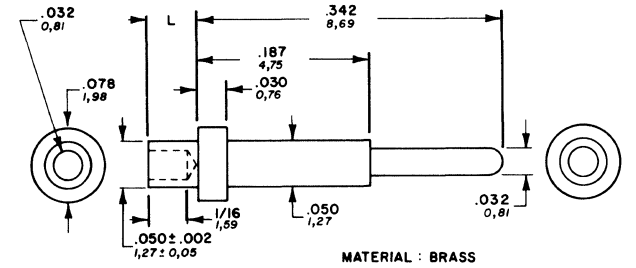

MATERIAL: BRASS

PART NUMBER	L	BOARD THICKNESS	STANDARD (XX) FINISH
10-877-1-05	.051 1,30	1/32 0,79	(05) ELECTRO-SOLDER
2-05	.082 2,08	1/16 1,59	
3-05	.113 2,87	3/32 2,38	

09-0008-1-03 P.C. PIN .030

BASIC PART NO. FINISH

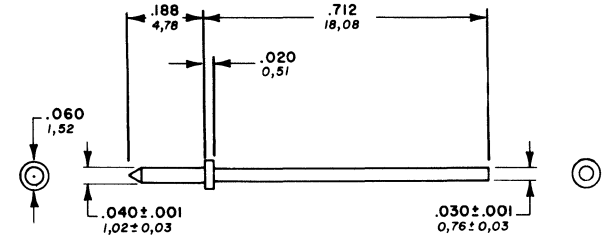

MATERIAL: BRASS

PART NUMBER	STANDARD (XX) FINISH
09-0008-1-03	(03) GOLD

12-8XX-1-03 P.C. PIN MOLDED

BASIC PART NO. FINISH

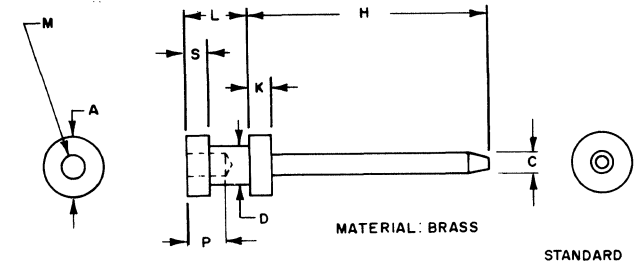

MATERIAL: BRASS

PART NUMBER	H	L	C	A	D	K	S	M	P	STANDARD (XX) FINISH
12-887-1-03	.250 6,35	.065 1,65	*.023 0,58	.062 1,57	.040 1,02	.025 0,64	.025 0,64	.025 0,64	.040 1,02	(03) GOLD
12-885-1-03	.270 6,86	.125 3,18	†.030 0,76	.094 2,39	.060 1,52	.030 0,76	.030 0,76	.040 1,02	.100 2,54	(03) GOLD

* ±.001 (±0,03)
† ±.002 (±0,05)

FOR ADDITIONAL SIZES AND MATERIALS, CONTACT FACTORY.

CONCORD
THE COMPONENT PEOPLE

30 GREAT JONES STREET
NEW YORK, N.Y. 10012-1115
(212) 777-6571 • FAX (212) 995-0161

10-8XX-X-XX P.C. PIN .030
09-8XXX-X-XX

BASIC PART NO. FINISH

RECOMMENDED MOUNTING HOLE .067 DIA (#51 DRILL)

MATERIAL : BRASS

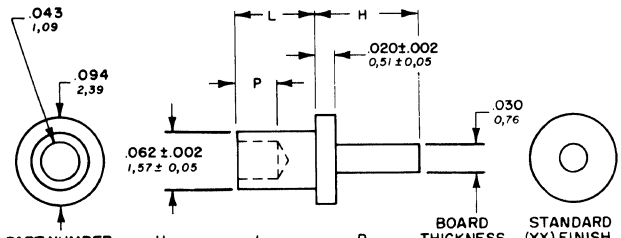

PART NUMBER	H	L	P	BOARD THICKNESS	STANDARD (XX) FINISH
10-865-2-XX	.080 2,03	.084 2,13	045 1,14	1/16 1,59	(03) GOLD OR (04) ELECTRO-TIN
10-866-2-XX	.115 2,92	.084 2,13	.045 1,14	1/16 1,59	(03) GOLD OR (04) ELECTRO-TIN
10-867-11-XX	.154 3,91	.037 0,94	.026 0,66	1/64 0,40	(03) GOLD OR (04) ELECTRO-TIN
-1-XX	.154 3,91	.053 1,35	.031 0,79	1/32 0,79	
-2-XX	.154 3,91	.084 2,13	.045 1,14	1/16 1,59	
-3-XX	.154 3,91	.115 2,92	.045 1,14	3/32 2,38	
-4-XX	.154 3,91	.147 3,73	045 1,14	1/8 3,18	
10-868-2-XX	.250 6,35	.084 2,13	.045 1,14	1/16 1,59	(03) GOLD OR (04) ELECTRO-TIN
10-869-4-XX	.281 7,14	147 3,73	045 1,14	1/8 3,18	(03) GOLD OR (04) ELECTRO-TIN
10-870-4-XX	.312 7,92	.147 3,73	045 1,14	1/8 3,18	(03) GOLD OR (04) ELECTRO-TIN
10-871-2-XX	.344 8,74	.084 2,13	.045 1,14	1/16 1,59	(03) GOLD OR (04) ELECTRO-TIN
09-8190-2-04	.550 13,97	.084 2,13	.045 1,14	1/16 1,59	(04) ELECTRO-TIN
09-8148-1-03	.580 14,73	.053 1,35	.031 0,79	1/32 0,79	(03) GOLD
09-8002-1-04	1.000 25,40	.053 1,35	.031 0,79	1/32 0,79	(04) ELECTRO-TIN

10-8XX-X-XX P.C. PIN .025
09-80XX-X-XX

BASIC PART NO. FINISH

RECOMMENDED MOUNTING HOLE .052 DIA (#55 DRILL)

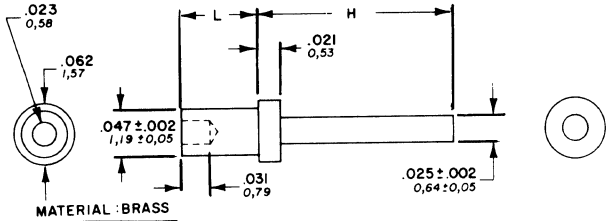

MATERIAL : BRASS

PART NUMBER	H	L	BOARD THICKNESS	STANDARD (XX) FINISH
10-875-1-05	.100 2,54	.051 1,30	1/32 0,79	(05) ELECTRO-SOLDER
-2-05	.100 2,54	.082 2,08	1/16 1,59	
10-876-1-05	.200 5,08	.051 1,30	1/32 0,79	(05) ELECTRO-SOLDER
-2-05	.200 5,08	.082 2,08	1/16 1,59	
09-8082-1-04	.500 12,7	.051 1,30	1/32 0,79	(04) ELECTRO-TIN
09-8081-1-05	.700 17,78	.051 1,30	1/32 0,79	(05) ELECTRO-SOLDER

09-8XXX-X-03 P.C. PIN .040

BASIC PART NO. FINISH

RECOMMENDED MOUNTING HOLE .043 DIA (#57 DRILL)

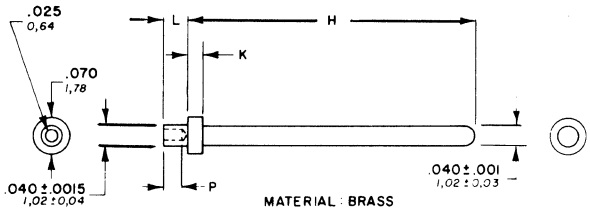

MATERIAL : BRASS

PART NUMBER	H	L	K	P	BOARD THICKNESS	STANDARD (XX) FINISH
09-8154-1-03	.623 15,82	.051 1,30	.033 0,84	.045 1,14	1/32 0,79	(03) GOLD
09-8070-1-03	.684 17,37	.051 1,30	.035 0,89	.031 0,79	1/32 0,79	(03) GOLD
09-8155-1-03	.772 19,61	.051 1,30	.033 0,84	.045 1,14	1/32 0,79	(03) GOLD
09-8165-2-03	1.290 32,77	.085 2,16	.035 0,89	.031 0,79	1/16 1,59	(03) GOLD

10-850-X-01 P.C. PIN .040

BASIC PART NO. FINISH

RECOMMENDED MOUNTING HOLE .094 DIA (3/32 DRILL)

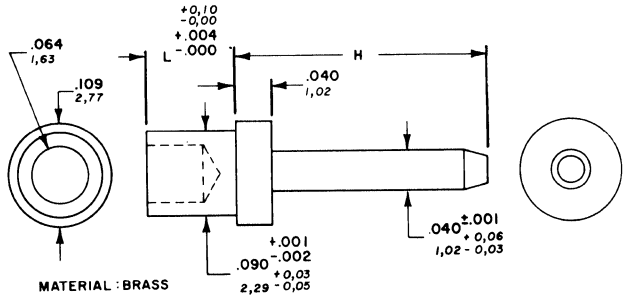

MATERIAL : BRASS

PART NUMBER	H	L	BOARD THICKNESS	STANDARD (XX) FINISH
10-850-11-01	.224 5,69	.047 1,19	1/64 0,40	(01) SILVER
-1-01	.240 6,10	.063 1,60	1/32 0,79	
-2-01	.270 6,86	.093 2,36	1/16 1,59	
-3-01	.300 7,62	.123 3,12	3/32 2,38	
-4-01	.330 8,38	.153 3,89	1/8 3,18	

09-8XXX-X-XX P.C. PIN .040
10-8XX-X-XX

BASIC PART NO. FINISH

RECOMMENDED MOUNTING HOLE .043 DIA (#57 DRILL)

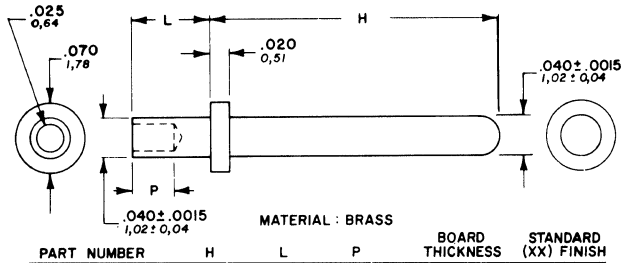

MATERIAL : BRASS

PART NUMBER	H	L	P	BOARD THICKNESS	STANDARD (XX) FINISH
09-8075-1-03	.200 5,08	.051 1,30	.045 1,14	1/32 0,79	(03) GOLD
-2-03	.200 5,08	.082 2,08	.045 1,14	1/16 1,59	
09-8084-2-03	.250 6,35	.082 2,08	.045 1,14	1/16 1,59	(03) GOLD
10-891-1-03	.300 7,62	.051 1,30	.045 1,14	1/32 0,79	(03) GOLD
-2-03	.300 7,62	.082 2,08	.045 1,14	1/16 1,59	
09-8156-4-03	.300 7,62	.150 3,81	.045 1,14	1/8 3,18	(03) GOLD
09-8083-1-03	.400 10,16	.051 1,30	.045 1,14	1/32 0,79	(03) GOLD
-2-03	.400 10,16	.082 2,08	.045 1,14	1/16 1,59	
09-8157-1-03	.458 11,63	.051 1,30	.045 1,14	1/32 0,79	(03) GOLD
09-8059-1-03	.500 12,7	.051 1,30	.045 1,14	1/32 0,79	(03) GOLD
-2-03	.500 12,7	.082 2,08	.045 1,14	1/16 1,59	
09-8159-1-03	.570 13,97	.051 1,30	.045 1,14	1/32 0,79	(03) GOLD
10-892-1-03	.600 15,24	.051 1,30	.045 1,14	1/32 0,79	(03) GOLD
-2-03	.600 15,24	.082 2,08	.045 1,14	1/16 1,59	
09-8013-2-03	.625 15,88	.084 2,13	.040 1,02	1/16 1,59	(03) GOLD
09-8007-2-03	.650 16,51	.082 2,08	.045 1,14	1/16 1,59	(03) GOLD
09-8158-2-03	.675 17,15	.082 2,08	.045 1,14	1/16 1,59	(03) GOLD
09-8043-2-03	.690 17,53	.082 2,08	.045 1,14	1/16 1,59	(03) GOLD
09-8076-1-03	.700 17,78	.051 1,30	.045 1,14	1/32 0,79	(03) GOLD
-2-03	.700 17,78	.082 2,08	.045 1,14	1/16 1,59	
09-8160-2-03	.710 18,03	.082 2,08	.045 1,14	1/16 1,59	(03) GOLD
09-8067-1-03	.720 18,29	.051 1,30	.045 1,14	1/32 0,79	(03) GOLD
-2-03	.720 18,29	.082 2,08	.045 1,14	1/16 1,59	
09-8042-1-03	.740 18,80	.051 1,30	.045 1,14	1/32 0,79	(03) GOLD
09-8184-2-03	.750 19,05	.084 2,13	.040 1,02	1/16 1,59	(03) GOLD
09-8060-1-03	.800 20,32	.051 1,30	.045 1,14	1/32 0,79	(03) GOLD
-2-03	.800 20,32	.082 2,08	.045 1,14	1/16 1,59	
09-8185-2-03	.843 21,41	.084 2,13	.040 1,02	1/16 1,59	(03) GOLD
10-893-1-03	.900 22,86	.051 1,30	.045 1,14	1/32 0,79	(03) GOLD
-2-03	.900 22,86	.082 2,08	.045 1,14	1/16 1,59	
-3-03	.900 22,86	.113 2,87	.045 1,14	3/32 2,38	
09-8161-2-03	1.000 25,4	.084 2,13	.040 1,02	1/16 1,59	(03) GOLD
09-8039-3	1.020 25,91	.113 2,87	.045 1,14	3/32 2,38	
09-8061-1-03	1.060 26,92	.051 1,30	.045 1,14	1/32 0,79	(03) GOLD
-2-03	1.060 26,92	.082 2,08	.045 1,14	1/16 1,59	
09-8162-2-03	1.088 27,64	.084 2,13	.040 1,02	1/16 1,59	(03) GOLD
09-8163-1-05	1.220 30,99	.051 1,30	.045 1,14	1/32 0,79	(05) ELECTRO-SOLDER

FOR ADDITIONAL SIZES AND MATERIALS, CONTACT FACTORY.

CONCORD
THE COMPONENT PEOPLE

30 GREAT JONES STREET
NEW YORK, N.Y. 10012-1115
(212) 777-6571 • TWX 710-581-4930
FAX (212) 995-0161

09-8XXX-X-XX P.C. PINS .040
10-9XX-X-XX
10-8XXX-X-XX

BASIC PART NO. FINISH

RECOMMENDED MOUNTING HOLE .043 ±.001 DIA (#57 DRILL)

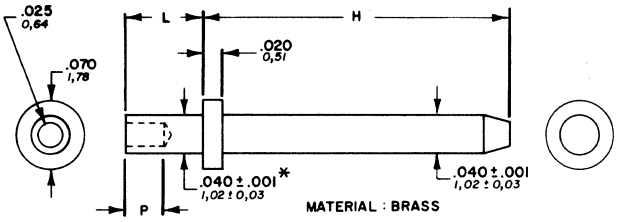

MATERIAL : BRASS

PART NUMBER	H	L	P	BOARD THICKNESS	STANDARD (XX) FINISH
09-8053-3-05	.120 3,05	.125 3,18	.062 1,57	3/32 2,38	(05) ELECTRO-SOLDER
09-8115-2-03	.150 3,81	.090 2,29	.060 1,52	1/16 1,59	(03) GOLD
10-917-1-XX	.170 4,32	.051 1,30	.040 1,02	1/32 0,79	(03) GOLD OR
-2-XX	.170 4,32	.082 2,08	.040 1,02	1/16 1,59	(04) ELECTRO-
-3-XX	.170 4,32	.113 2,87	.040 1,02	3/32 2,38	TIN
10-8023-1-XX	.208 5,28	.051 1,30	.040 1,02	1/32 0,79	(03) GOLD OR
-2-XX	.208 5,28	.082 2,08	.040 1,02	1/16 1,59	(04) ELECTRO-
-3-XX	.208 5,28	.113 2,87	.040 1,02	3/32 2,38	TIN
10-916-1-XX	.320 8,13	.051 1,30	.040 1,02	1/32 0,79	(03) GOLD OR
-2-XX	.320 8,13	.082 2,08	.040 1,02	1/16 1,59	(04) ELECTRO-
-3-XX	.320 8,13	.113 2,87	.040 1,02	3/32 2,38	TIN
10-990-1-XX	.520 13,21	.051 1,30	.040 1,02	1/32 0,79	(03) GOLD OR
-2-XX	.520 13,21	.082 2,08	.040 1,02	1/16 1,59	(04) ELECTRO-
-3-XX	.520 13,21	.113 2,87	.040 1,02	3/32 2,38	TIN
10-972-1-XX	.770 19,56	.051 1,30	.040 1,02	1/32 0,79	(03) GOLD OR
-2-XX	.770 19,56	.082 2,08	.040 1,02	1/16 1,59	(04) ELECTRO-
-3-XX	.770 19,56	.113 2,87	.040 1,02	3/32 2,38	TIN
10-974-1-XX	1.020 25,91	.051 1,30	.040 1,02	1/32 0,79	(03) GOLD OR
-2-XX	1.020 25,91	.082 2,08	.040 1,02	1/16 1,59	(04) ELECTRO-
-3-XX	1.020 25,91	.113 2,87	.040 1,02	3/32 2,38	TIN

*FOR 10-8023 IS .040±.0015 (1,02 ±0,04)

10-8XX-X-XX P.C. PIN .040

BASIC PART NO. FINISH

RECOMMENDED MOUNTING HOLE .094 DIA (#42 DRILL)

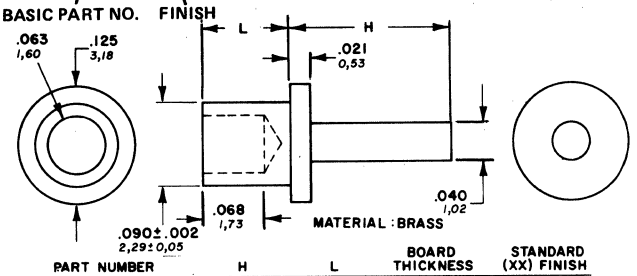

MATERIAL : BRASS

PART NUMBER	H	L	BOARD THICKNESS	STANDARD (XX) FINISH
10-861-2-XX	.172 4,37	.094 2,39	1/16 1,59	
-3-XX	.172 4,37	.125 3,18	3/32 2,38	
-4-XX	.172 4,37	.156 3,96	1/8 3,18	
10-862-2-XX	.250 6,35	.094 2,39	1/16 1,59	(03) GOLD OR (04) ELECTRO-TIN
-3-XX	.250 6,35	.125 3,18	3/32 2,38	
10-863-3-XX	.313 7,95	.125 3,18	3/32 2,38	
10-864-2-XX	.521 13,23	.094 2,39	1/16 1,59	

10-821-X-01 P.C. PIN .040, FEED THRU

BASIC PART NO. FINISH

RECOMMENDED MOUNTING HOLE .094 DIA (3/32 DRILL)

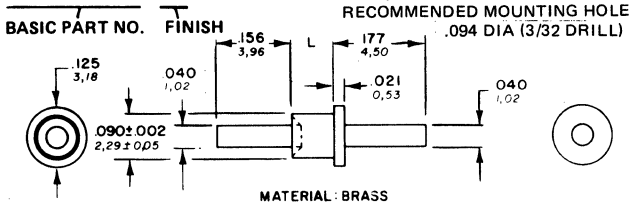

MATERIAL: BRASS

PART NUMBER	L	BOARD THICKNESS	STANDARD (XX) FINISH
10-821-1-01	.075 1,90	1/32 0,79	
-2-01	.105 2,67	1/16 1,59	(01) SILVER
-3-01	.135 3,43	3/32 2,38	
-4-01	.165 4,19	1/8 3,18	

09-8171-X-03 P.C. PIN .040

BASIC PART NO. FINISH

RECOMMENDED MOUNTING HOLE .076 DIA (#48 DRILL)

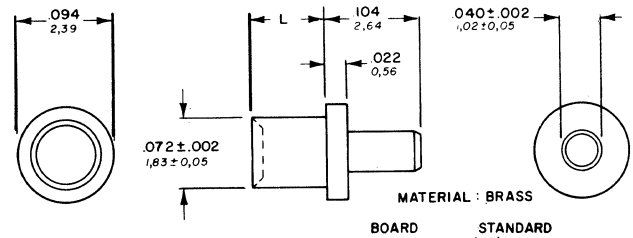

MATERIAL : BRASS

PART NUMBER	L	BOARD THICKNESS	STANDARD (XX) FINISH
09-8171-1-03	.051 1,30	1/32 0,79	
-2-03	.082 2,08	1/16 1,59	(03) GOLD
-3-03	.113 2,87	3/32 2,38	
-4-03	.145 3,68	1/8 3,18	

09-8XXX-X-XX P.C. PINS .040 THRU HOLE
10-9XX-X-XX

BASIC PART NO. FINISH

RECOMMENDED MOUNTING HOLE .043 ±.001 DIA (#57 DRILL)

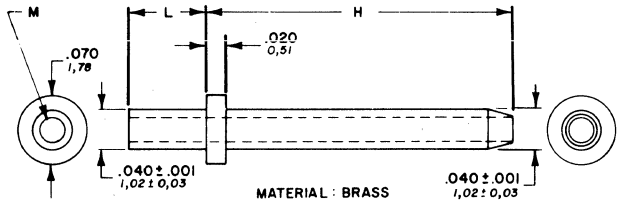

MATERIAL : BRASS

PART NUMBER	H	L	M	THICKNESS	(XX) FINISH
09-8113-1-XX	.120 3,05	.051 1,30	.021 0,53	1/32 0,79	(03) GOLD OR
09-8113-2-XX	.120 3,05	.082 2,08	.021 0,53	1/16 1,59	(04) ELECTRO-
09-8113-3-XX	.120 3,05	.113 2,87	.021 0,53	3/32 2,38	TIN
10-920-1-XX	.120 3,05	.051 1,30	.026 0,66	1/32 0,79	(03) GOLD OR
10-920-2-XX	.120 3,05	.082 2,08	.026 0,66	1/16 1,59	(04) ELECTRO-
10-920-3-XX	.120 3,05	.113 2,87	.026 0,66	3/32 2,38	TIN
09-8112-1-XX	.170 4,32	.051 1,30	.021 0,53	1/32 0,79	(03) GOLD OR
09-8112-2-XX	.170 4,32	.082 2,08	.021 0,53	1/16 1,59	(04) ELECTRO-
09-8112-3-XX	.170 3,05	.113 2,87	.021 0,53	3/32 2,38	TIN
10-919-1-XX	.170 4,32	.051 1,30	.026 0,66	1/32 0,79	(03) GOLD OR
10-919-2-XX	.170 4,32	.082 2,08	.026 0,66	1/16 1,59	(04) ELECTRO-
10-919-3-XX	.170 4,32	.113 2,87	.026 0,66	3/32 2,38	TIN
09-8025-1-XX	.190 4,83	.045 1,14	.025 0,64	1/32 0,79	(03) GOLD
10-918-1-XX	.320 8,13	.051 1,30	.026 0,64	1/32 0,79	(03) GOLD OR
10-918-2-XX	.320 8,13	.082 2,08	.026 0,64	1/16 1,59	(04) ELECTRO-
10-918-3-XX	.320 8,13	.113 2,87	.026 0,64	3/32 2,38	TIN

13-878-X-05 .040 PIN

BASIC PART NO. FINISH

RECOMMENDED MOUNTING HOLE .076 DIA (#48 DRILL)

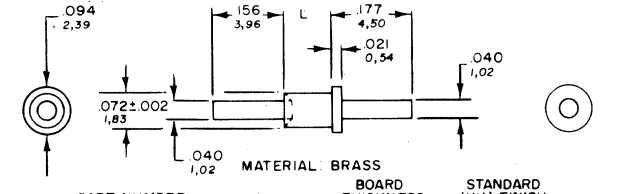

MATERIAL: BRASS

PART NUMBER	L	BOARD THICKNESS	STANDARD (XX) FINISH
13-878-1-05	.051 1,30	1/32 0,79	
-2-05	.082 2,08	1/16 1,59	(05) ELECTRO-SOLDER
-3-05	.113 2,87	3/32 2,38	

FOR ADDITIONAL SIZES AND MATERIALS, CONTACT FACTORY.

CONCORD
THE COMPONENT PEOPLE

30 GREAT JONES STREET
NEW YORK, N.Y. 10012-1115
(212) 777-6571 • 1-800-847-4162
FAX (212) 995-0161

10-8XX-X-XX P.C. PIN .040, FEED THRU

BASIC PART NO. FINISH

RECOMMENDED MOUNTING H .094 DIA (3/32 DRILL)

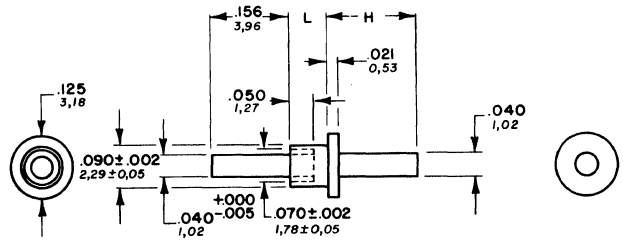

MATERIAL: BRASS

PART NUMBER	H		L		BOARD THICKNESS		STANDARD (XX) FINISH
10-857-2-XX	.172	4,37	.094	2,39	1/16	1,59	
-3-XX	.172	4,37	.125	3,18	3/32	2,38	
-4-XX	.172	4,37	.156	3,96	1/8	3,18	(03) GOLD OR
10-858-3-XX	.313	7,95	.125	3,18	3/32	2,38	(04) ELECTRO-
-4-XX	.313	7,95	.156	3,96	1/8	3,18	TIN
10-859-2-XX	.345	8,76	.094	2,39	1/16	1,59	
10-860-2-XX	.407	10,34	.094	2,39	1/16	1,59	

10-820-X-01 P.C. PIN .040

BASIC PART NO. FINISH

RECOMMENDED MOUNTING HOLE .094 DIA (3/32 DRILL)

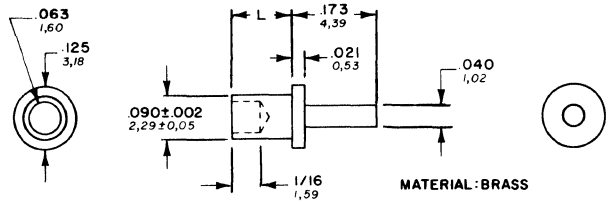

MATERIAL: BRASS

PART NUMBER	L		BOARD THICKNESS		STANDARD (XX) FINISH
10-820-1-01	.075	1,90	1/32	0,79	
-2-01	.105	2,67	1/16	1,59	(01) SILVER
-3-01	.135	3,43	3/32	2,38	
-4-01	.165	4,19	1/8	3,18	

10-80XX-X-03 P.C. PIN .040

BASIC PART NO. FINISH

RECOMMENTED MOUNTING HOLE .043 ±.001 DIA (#57 DRILL)

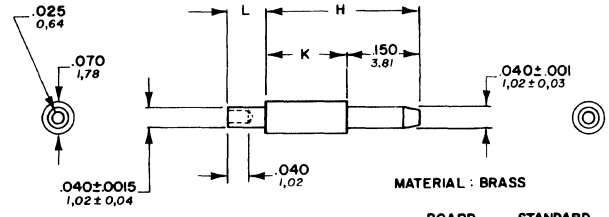

MATERIAL: BRASS

PART NUMBER	H		L		K		BOARD THICKNESS		STANDARD (XX) FINISH
10-8021-1-03	.320	8,13	.051	1,30	.170	4,32	1/32	0,79	
-2-03	.320	8,13	.082	2,08	.170	4,32	1/16	1,59	(03) GOLD
-3-03	.320	8,13	.113	2,87	.170	4,32	3/32	2,38	
10-8022-1-03	.570	14,48	.051	1,30	.420	10,67	1/32	0,79	
-2-03	.570	14,48	.082	2,08	.420	10,67	1/16	1,59	(03) GOLD
-3-03	.570	14,48	.113	2,87	.420	10,67	3/32	2,38	

09-8003-1-03 P.C. PIN .080

BASIC PART NO. FINISH

RECOMMENDED MOUNTING HOLE .094 DIA (3/32 DRILL)

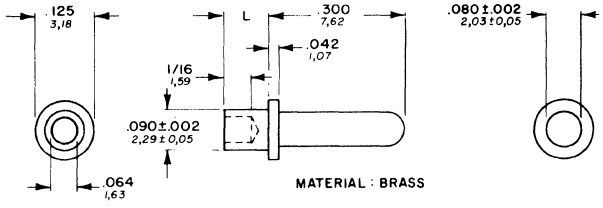

MATERIAL: BRASS

PART NUMBER	L		BOARD THICKNESS		STANDARD (XX) FINISH
09-8003-1-03	.105	2,67	1/16	1,59	(03) GOLD

10-8XX-X-04 P.C. PINS .040 FEED THRU

BASIC PART NO. FINISH

RECOMMENDED MOUNTING HOLE .111 DIA (#34 DRILL)

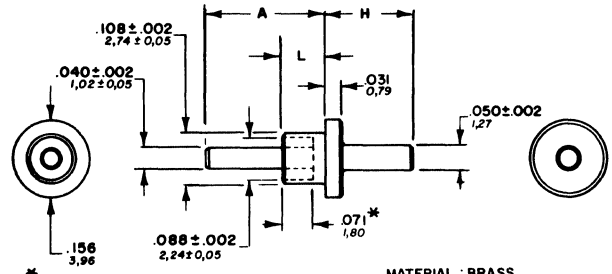

*FOR -1 .071(1,80) BECOMES .063

MATERIAL: BRASS

PART NUMBER	H		L		A		BOARD THICKNESS		STANDARD (XX) FINISH
10-837-1-04	.188	4,78	.063	1,60	.219	5,56	1/32	0,79	
-2-04	.188	4,78	.094	2,39	.250	6,35	1/16	1,59	
-3-04	.188	4,78	.125	3,18	.281	7,14	3/32	2,38	(04) ELECTRO-
-4-04	.188	4,78	.156	3,96	.313	7,95	1/8	3,18	TIN
-6-04	.188	4,78	.219	5,56	.375	9,53	3/16	4,76	
-8-04	.188	4,78	.281	7,14	.438	11,13	1/4	6,35	
10-838-1-04	.375	9,53	.063	1,60	.219	5,56	1/32	0,79	
-2-04	.375	9,53	.094	2,39	.250	6,35	1/16	1,59	
-3-04	.375	9,53	.125	3,18	.281	7,14	3/32	2,38	(04) ELECTRO-
-4-04	.375	9,53	.156	3,96	.313	7,95	1/8	3,18	TIN
-6-04	.375	9,53	.219	5,56	.375	9,53	3/16	4,76	
-8-04	.375	9,53	.281	7,14	.438	11,13	1/4	6,35	
10-839-1-04	.375	9,53	.063	1,60	.406	10,31	1/32	0,79	
-2-04	.375	9,53	.094	2,39	.438	11,13	1/16	1,59	
-3-04	.375	9,53	.125	3,18	.469	11,91	3/32	2,38	(04) ELECTRO-
-4-04	.375	9,53	.156	3,96	.500	12,7	1/8	3,18	TIN
-6-04	.375	9,53	.219	5,56	.563	14,30	3/16	4,76	
-8-04	.375	9,53	.281	7,14	.625	15,87	1/4	6,35	

10-921-X-05 P.C. PINS .045

BASIC PART NO. FINISH

RECOMMENDED MOUNTING HOLE .064 ±.002 DIA (#52 DRILL)

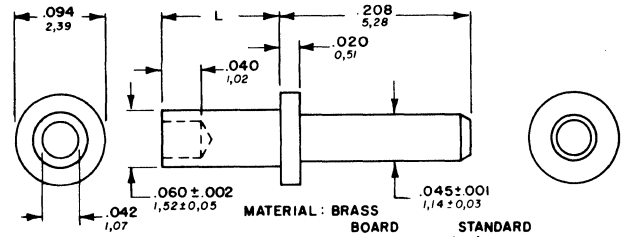

MATERIAL: BRASS

PART NUMBER	L		BOARD THICKNESS		STANDARD (XX) FINISH
10-921-1-05	.062	1,57	1/32	0,79	
-2-05	.094	2,39	1/16	1,59	(05) ELECTRO-SOLDER
-3-05	.125	3,18	3/32	2,38	
-4-05	.156	3,96	1/8	3,18	

10-8009-X-XX P.C. PINS .062

BASIC PART NO. FINISH

RECOMMENDED MOUNTING HOLE .067 ±.002 DIA (#51 DRILL)

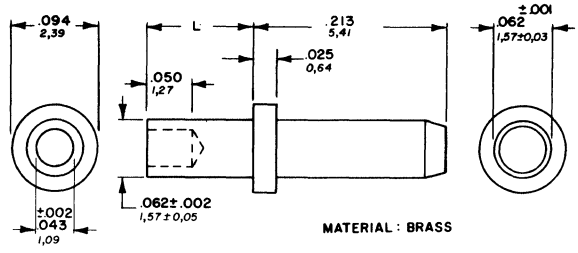

MATERIAL: BRASS

PART NUMBER	L		BOARD THICKNESS		STANDARD (XX) FINISH
10-8009-1-XX	.053	1,35	1/32	0,79	(03) GOLD
-2-XX	.084	2,13	1/16	1,59	(04) ELECTRO-TIN
-3-XX	.115	2,92	3/32	2,38	

FOR ADDITIONAL SIZES AND MATERIALS, CONTACT FACTORY.

CONCORD
THE COMPONENT PEOPLE

30 GREAT JONES STREET
NEW YORK, N.Y. 10012-1115
(212) 777-6571 • TWX 710-581-4930
FAX (212) 995-0161

10-8XX-X-04 P.C. PINS .050

BASIC PART NO. FINISH

RECOMMENDED MOUNTING HOLE .064 DIA (#52 DRILL)

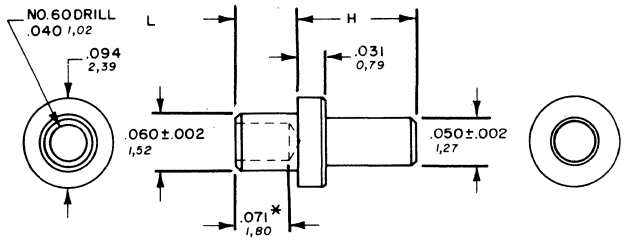

*FOR -1A .071 BECOMES .056 (1,80 → 1,42) FOR -1 .071 BECOMES .063 (1,80 → 1,60)

MATERIAL: BRASS

PART NUMBER	H	L	BOARD THICKNESS	STANDARD (XX) FINISH
10-829-11-04	.125 3,18	.047 1,19	1/64 0,40	
-1-04	.125 3,18	.063 1,60	1/32 0,79	
-2-04	.125 3,18	.094 2,39	1/16 1,59	(04) ELECTRO-TIN
-3-04	.125 3,18	.125 3,18	3/32 2,38	
-4-04	.125 3,18	.156 3,96	1/8 3,18	
10-831-11-04	.188 4,78	.047 1,19	1/64 0,40	
-1-04	.188 4,78	.063 1,60	1/32 0,79	
-2-04	.188 4,78	.094 2,39	1/16 1,59	(04) ELECTRO-TIN
-3-04	.188 4,78	.125 3,18	3/32 2,38	
-4-04	.188 4,78	.156 3,96	1/8 3,18	
-6-04	.188 4,78	.219 5,56	3/16 4,76	
-8-04	.188 4,78	.281 7,14	1/4 6,35	
10-832-1-04	.250 6,35	.063 1,60	1/32 0,79	
-2-04	.250 6,35	.094 2,39	1/16 1,59	(04) ELECTRO-TIN
-3-04	.250 6,35	.125 3,18	3/32 2,38	
-4-04	.250 6,35	.156 3,96	1/8 3,18	
10-833-1-04	.313 7,95	.063 1,60	1/32 0,79	
-2-04	.313 7,95	.094 2,39	1/16 1,59	(04) ELECTRO-TIN
-3-04	.313 7,95	.125 3,18	3/32 2,38	
-4-04	.313 7,95	.156 3,96	1/8 3,18	
10-834-1-04	.375 9,53	.063 1,60	1/32 0,79	
-2-04	.375 9,53	.094 2,39	1/16 1,59	
-3-04	.375 9,53	.125 3,18	3/32 2,38	(04) ELECTRO-TIN
-4-04	.375 9,53	.156 3,96	1/8 3,18	
-6-04	.375 9,53	.219 5,56	3/16 4,76	
-8-04	.375 9,53	.281 7,14	1/4 6,35	
10-835-2-04	.438 11,13	.094 2,39	1/16 1,59	
-3-04	.438 11,13	.125 3,18	3/32 2,38	(04) ELECTRO-TIN
-4-04	.438 11,13	.156 3,96	1/8 3,18	
10-836-2-04	.500 12,7	.094 2,39	1/16 1,59	
-3-04	.500 12,7	.125 3,18	3/32 2,38	(04) ELECTRO-TIN
-4-04	.500 12,7	.156 3,96	1/8 3,18	

10-8008-X-XX P.C. PIN .080

BASIC PART NO. FINISH

RECOMMENDED MOUNTING HOLE .094 ±.002 DIA (3/32 DRILL)

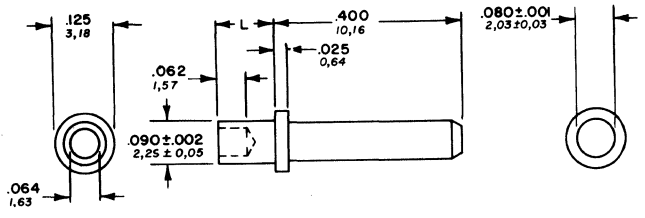

MATERIAL: BRASS

PART NUMBER	L	BOARD THICKNESS	STANDARD (XX) FINISH
10-8008-2-XX	.094 2,39	1/16 1,59	(03) GOLD OR (04) ELECTRO-TIN
-3-XX	.125 3,18	3/32 2,38	
-4-XX	.156 3,96	1/8 3,18	

10-8016-X-03 P.C. PIN .080

BASIC PART NO. FINISH

RECOMMENDED MOUNTING HOLE .094 ±.002 DIA (3/32 DRILL)

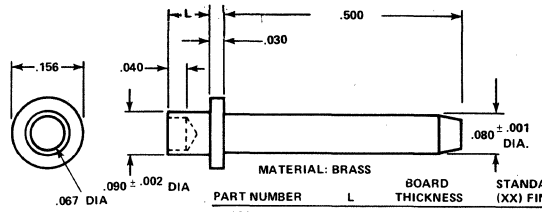

MATERIAL: BRASS

PART NUMBER	L	BOARD THICKNESS	STANDARD (XX) FINISH
10-8016-1-03	.051	.031	(03) GOLD
10-8016-2-03	.082	.062	(04) ELECTRO-TIN
10-8016-3-03	.113	.094	

10-8XX-X-03
09-8XXX-X-XX P.C. PIN .090

BASIC PART NO. FINISH

RECOMMENDED MOUNTING HOLE .094 DIA (3/32 DRILL)

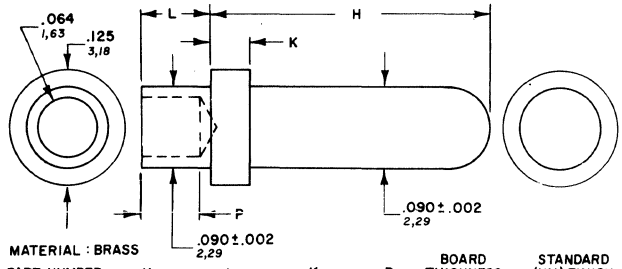

MATERIAL: BRASS

PART NUMBER	H	L	K	P	BOARD THICKNESS	STANDARD (XX) FINISH
10-873-1-03	.150 3,81	.075 1,90	.042 1,07	1/16 1,59	1/32 0,79	
-2-03	.150 3,81	.105 2,67	.042 1,07	1/16 1,59	1/16 1,59	(03) GOLD
-3-03	.150 3,81	.135 3,43	.042 1,07	1/16 1,59	3/32 2,38	
10-874-1-03	.300 7,62	.075 1,90	.042 1,07	1/16 1,59	1/32 0,79	
-2-03	.300 7,62	.105 2,67	.042 1,07	1/16 1,59	1/16 1,59	(03) GOLD
-3-03	.300 7,62	.135 3,43	.042 1,07	1/16 1,59	3/32 2,38	
09-8168-3-03	.555 14,10	.135 3,43	.042 1,07	1/16 1,59	3/32 2,38	(03) GOLD
09-8014-3-02	.625 15,88	.125 3,18	.063 1,60		3/32 2,38	(02) NICKEL

09-81XX-X-03 P.C. PIN .025

BASIC PART NO. FINISH

RECOMMENDED MOUNTING HOLE .035 DIA (#64 DRILL)

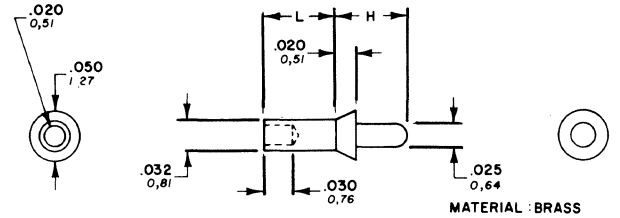

MATERIAL: BRASS

PART NUMBER	H	L	BOARD THICKNESS	STANDARD (XX) FINISH
09-8186-1-03	.070 1,78	.047 1,19	1/32 0,79	
-2A-03	.070 1,78	.060 1,52	3/64 1,19	(03) GOLD
-2-03	.070 1,78	.075 1,90	1/16 1,59	
09-8188-1-03	.090 2,29	.047 1,19	1/32 0,79	
-2A-03	.090 2,29	.060 1,52	3/64 1,19	(03) GOLD
-2-03	.090 2,29	.075 1,90	1/16 1,59	

09-8169-X-05 P.C. PIN .031

BASIC PART NO. FINISH

RECOMMENDED MOUNTING HOLE .0465 DIA (#56 DRILL)

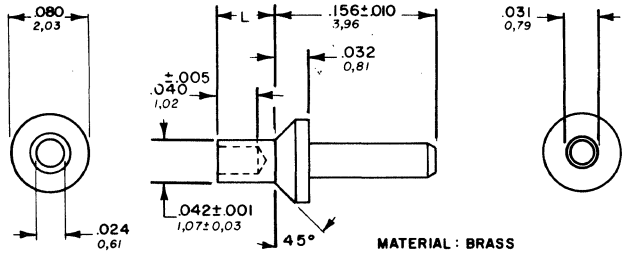

MATERIAL: BRASS

PART NUMBER	L	BOARD THICKNESS	STANDARD (XX) FINISH
09-8169-1-05	.055 1,40	1/32 0,79	(05) ELECTRO-SOLDER
-2-05	.087 2,21	1/16 1,59	

FOR ADDITIONAL SIZES AND MATERIALS, CONTACT FACTORY.

CONCORD
THE COMPONENT PEOPLE

30 GREAT JONES STREET
NEW YORK, N.Y. 10012-1115
(212) 777-6571 • 1-800-847-4162
FAX (212) 995-0161

P.C. PINS

09-8094-X-05 P.C. PIN .025

BASIC PART NO. FINISH

RECOMMENDED MOUNTING HOLE .035 DIA (#65 DRILL)

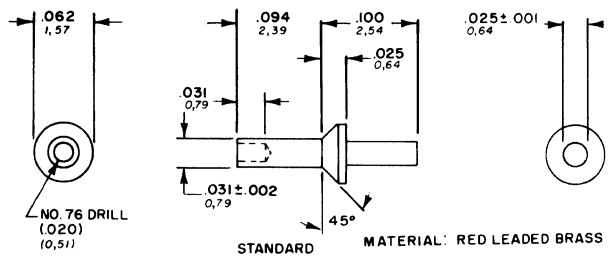

MATERIAL: RED LEADED BRASS

PART NO.	STANDARD (XX) FINISH
09-8094-2-05	(05) ELECTRO-SOLDER

10-922-X-05 P.C. PIN .045

BASIC PART NO. FINISH

RECOMMENDED MOUNTING HOLE .064 ±.002 DIA (#52 DRILL)

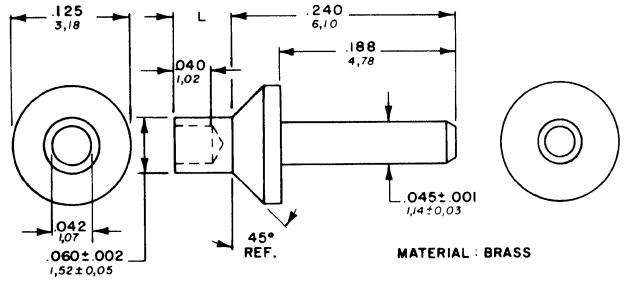

MATERIAL : BRASS

PART NUMBER	L	BOARD THICKNESS	STANDARD (XX) FINISH
10-922-1-05	.062 1,57	1/32 0,79	(05) ELECTRO-SOLDER
-2-05	.094 2,39	1/16 1,59	
-3-05	.125 3,18	3/32 2,38	
-4-05	.156 3,96	1/8 3,18	

14-986-2-03 P.C. PIN .050

BASIC PART NO. FINISH

RECOMMENDED MOUNTING HOLE .035 DIA (#65 DRILL)

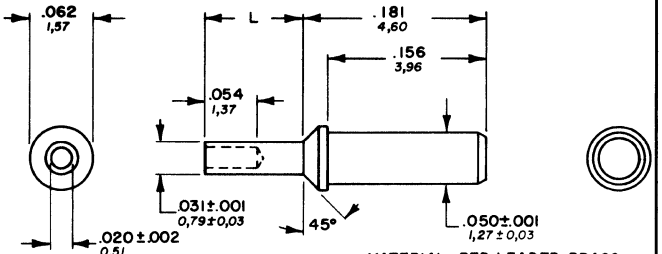

MATERIAL : RED LEADED BRASS

PART NUMBER	L	BOARD THICKNESS	STANDARD (XX) FINISH
14-986-2-03	.094 2,39	1/16 1,59	(03) GOLD

10-901-X-05 P.C. PIN .060

BASIC PART NO. FINISH

RECOMMENDED MOUNTING HOLE .064 DIA (#52 DRILL)

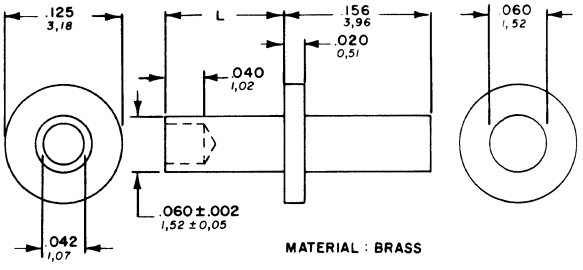

MATERIAL : BRASS

PART NUMBER	L	BOARD THICKNESS	STANDARD (XX) FINISH
10-901-1-05	.062 1,57	1/32 0,79	(05) ELECTRO-SOLDER
-2-05	.094 2,39	1/16 1,59	
-3-05	.125 3,18	3/32 2,38	
-4-05	.156 3,96	1/8 3,18	

10-902-X-05 FOR .060 PINS

BASIC PART NO. FINISH

RECOMMENDED MOUNTING HOLE .064 DIA (#52 DRILL)

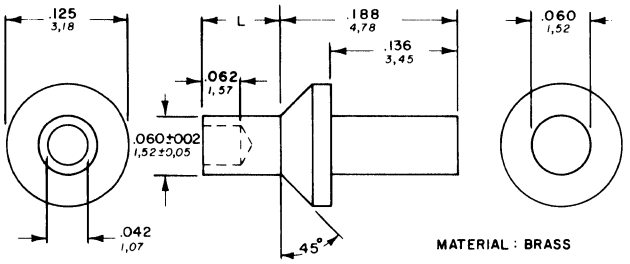

MATERIAL : BRASS

PART NUMBER	L	BOARD THICKNESS	STANDARD (XX) FINISH
10-902-1-05	.062 1,57	1/32 0,79	(05) ELECTRO-SOLDER
-2-05	.094 2,39	1/16 1,59	
-3-05	.125 3,18	3/32 2,38	
-4-05	.156 3,96	1/8 3,18	

10-992-3-05 FOR .032 PIN

BASIC PART NO. FINISH

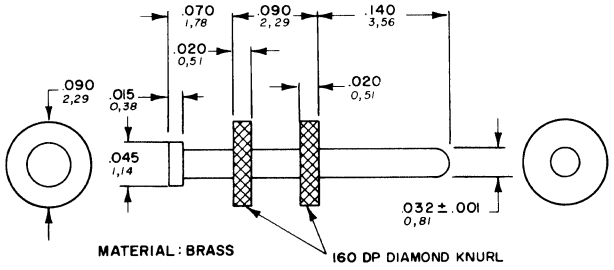

MATERIAL: BRASS

PART NUMBER	STANDARD (XX) FINISH	APPLICATION
10-992-3-05	(05) ELECTRO-SOLDER	FOR MOLDED ASSEMBLIES

10-924-1-XX P.C. PINS .025 FOR MOLDING

BASIC PART NO. FINISH

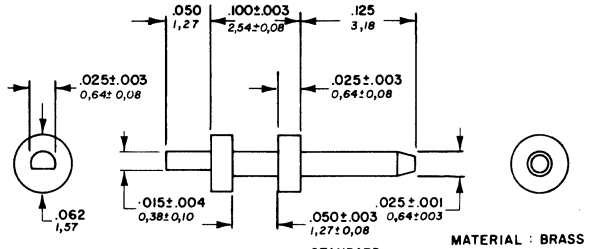

MATERIAL : BRASS

PART NUMBER	APPLICATION	STANDARD (XX) FINISH
10-924-1-XX	FOR MOLDED ASSEMBLIES	(03) GOLD OR (04) ELECTRO-TIN

10-8013-1-XX P.C. FLEXIBLE CABLE PIN .040

BASIC PART NO. FINISH

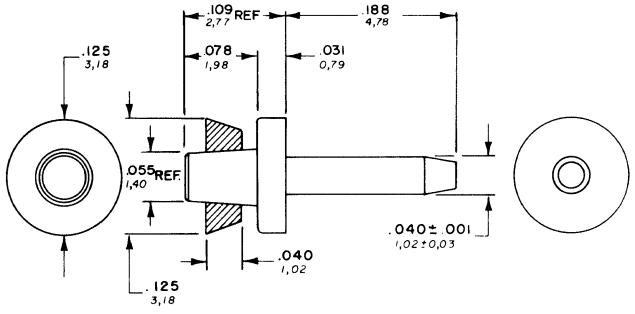

SUPPLIED UNASSEMBLED

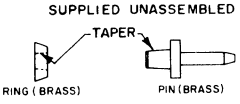

PART NO. 10-8013-1-XX

STANDARD (XX) FINISH
(03) GOLD OR
(04) ELECTRO-TIN

TO BE ASSEMBLED AND SOLDERED ONTO FLAT FLEXIBLE CABLE

FOR ADDITIONAL SIZES AND MATERIALS, CONTACT FACTORY.

CONCORD
THE COMPONENT PEOPLE

30 GREAT JONES STREET
NEW YORK, N.Y. 10012-1115
(212) 777-6571 • TWX 710-581-4930
FAX (212) 995-0161

09-9502-1-XX .040 P.C. PLUG EDGE MOUNT-SLOTTED
09-9504-1-XX .045 P.C. PLUG EDGE MOUNT-SLOTTED
09-9503-1-XX .062 P.C. PLUG EDGE MOUNT-SLOTTED

BASIC PART NO. FINISH

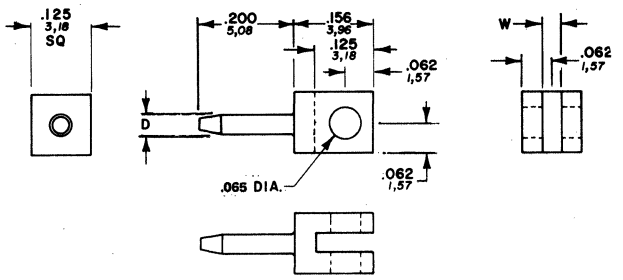

PART NUMBER	D	W	BOARD THICKNESS	STANDARD (XX) FINISH
09-9502-1-XX	.040 1,02	039 0,99	1/32 0,79	(03) GOLD OR (04) ELECTRO-TIN
-2-XX	.040 1,02	.072 1,83	1/16 1,59	
09-9504-1-XX	.045 1,14	.039 0,99	1/32 0,79	(03) GOLD OR (044) BRIGHT TIN
-2-XX	.045 1,14	.072 1,83	1/16 1,59	
09-9503-1-XX	.062 1,57	.039 0,99	1/32 0,79	(03) GOLD OR (044) BRIGHT TIN
-2-XX	.062 1,57	.072 1,83	1/16 1,59	

09-9505-1-XX P.C. PLUG SIDEMOUNT .045 PIN

BASIC PART NO. FINISH

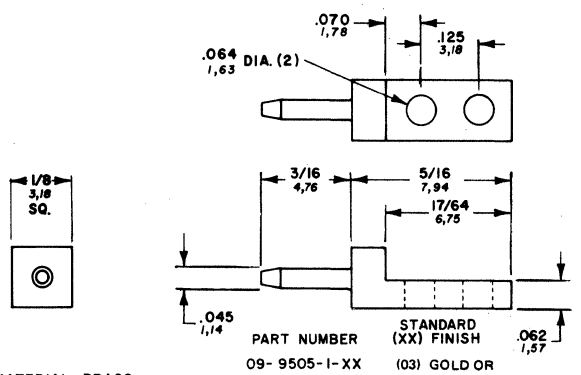

PART NUMBER	STANDARD (XX) FINISH
09-9505-1-XX	(03) GOLD OR (044) BRIGHT TIN

MATERIAL : BRASS

10-935-X-XX PLUG-.025 PIN

BASIC PART NO. FINISH

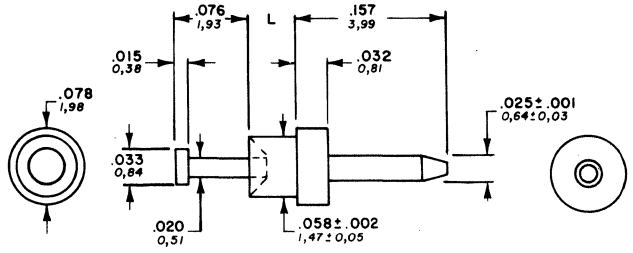

RECOMMENDED MOUNTING HOLE
.062 ±.002 DIA (1/16 DRILL)

MATERIAL : BRASS

PART NUMBER	L	BOARD THICKNESS	STANDARD (XX) FINISH
10-935-1-XX	.051 1,30	1/32 0,79	(03) GOLD OR (04) ELECTRO-TIN
2-XX	.082 2,08	1/16 1,59	
3-XX	.113 2,87	3/32 2,38	

09-8XXX-X-XX PIN .032
10-802-X-01

BASIC PART NO. FINISH

RECOMMENDED MOUNTING HOLE
.067 DIA (#51 DRILL)

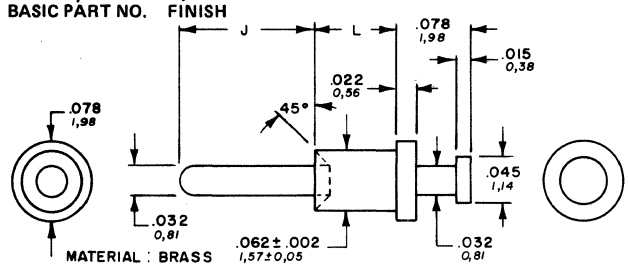

MATERIAL : BRASS

PART NUMBER	J	L	BOARD THICKNESS	STANDARD (XX) FINISH
09-8041-1-01	.090 2,29	.054 1,37	1/32 0,79	(01) SILVER
2-01	.090 2,29	.084 2,13	1/16 1,59	
3-01	.090 2,29	.115 2,92	3/32 2,38	
4-01	.090 2,29	.147 3,73	1/8 3,18	
09-8131-2-03	.111 2,82	.082 2,08	1/16 1,59	(03) GOLD
10-802-1-01	.140 3,56	.054 1,37	1/32 0,79	(01) SILVER
2-01	.140 3,56	.084 2,13	1/16 1,59	
3-01	.140 3,56	.115 2,92	3/32 2,38	
4-01	.140 3,56	.147 3,73	1/8 3,18	

09-81XX-X-XX PIN .040
10-801-X-01

BASIC PART NO. FINISH

RECOMMENDED MOUNTING HOLE
.076 ±.002 DIA (#48)

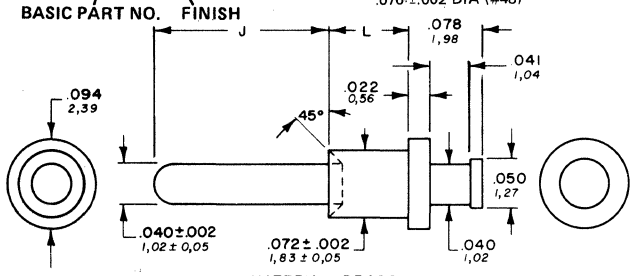

MATERIAL: BRASS

PART NUMBER	J	L	BOARD THICKNESS	STANDARD (XX) FINISH
09-8132-2-03	.111 2,82	.082 2,08	1/16 1,59	(03) GOLD
09-8133-2-03	.141 3,58	.082 2,08	1/16 1,59	(03) GOLD
09-8134-2-044	.180 4,57	.082 2,08	1/16 1,59	(044) BRIGHT ELECTRO-TIN
10-801-1-01	.250 6,35	.051 1,30	1/32 0,79	(01) SILVER
2-01	.250 6,35	.082 2,08	1/16 1,59	
3-01	.250 6,35	.113 2,87	3/32 2,38	
4-01	.250 6,35	.145 3,68	1/8 3,18	
6-01	.250 6,35	.207 5,26	3/16 4,76	
8-01	.250 6,35	.270 6,86	1/4 6,35	

10-8XX-X-XX PIN .040

BASIC PART NO. FINISH

RECOMMENDED MOUNTING HOLE
.076 ±.002 DIA (#48 DRILL)

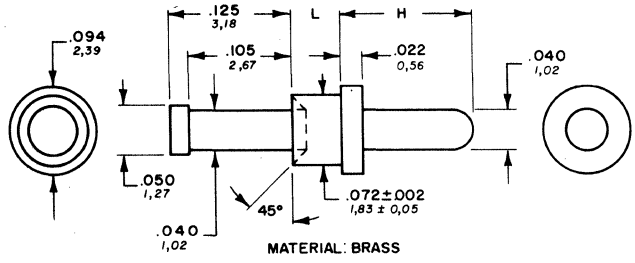

MATERIAL: BRASS

PART NUMBER	H	L	BOARD THICKNESS	STANDARD (XX) FINISH
10-894-1-01	.140 3,56	.051 1,30	1/32 0,79	(01) SILVER
2-01	.140 3,56	.082 2,08	1/16 1,59	
3-01	.140 3,56	.113 2,87	3/32 2,38	
10-803-1-01	.250 6,35	.051 1,30	1/32 0,79	(01) SILVER
2-01	.250 6,35	.082 2,08	1/16 1,59	
3-01	.250 6,35	.113 2,87	3/32 2,38	
4-01	.250 6,35	.145 3,68	1/8 3,18	
6-01	.250 6,35	.207 5,26	3/16 4,76	
8-01	.250 6,35	.270 6,86	1/4 6,35	

FOR ADDITIONAL SIZES AND MATERIALS, CONTACT FACTORY.

CONCORD
THE COMPONENT PEOPLE
30 GREAT JONES STREET
NEW YORK, N.Y. 10012-1115
(212) 777-6571 • 1-800-847-4162
FAX (212) 995-0161

HOLLOW POINT PINS

09 - 7145 - X - 044

BASIC PART NO. DASH FINISH

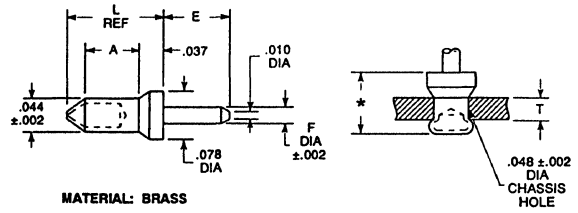

MATERIAL: BRASS
FINISH: BRIGHT TIN (044)

*HEIGHT D AFTER RIVETING

PART NUMBER	A	L	T	D	E	F
09-7145-1	.058	.126	.031	.079	.125	.030
09-7145-2	.089	.157	.062	.110	.125	.030
09-7145-3	.120	.188	.093	.141	.125	.030

09 - 7138 - 4 - 044

BASIC PART NO. DASH FINISH

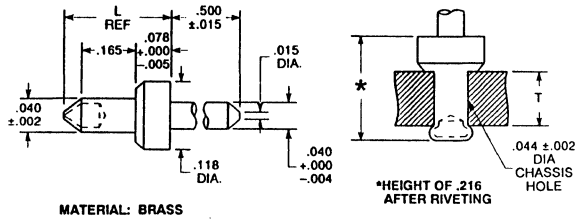

MATERIAL: BRASS
FINISH: BRIGHT TIN (044)

*HEIGHT OF .216 AFTER RIVETING

PART NUMBER	L	T
09-7138-4	.190	.125

09 - 7149 - X - 044

BASIC PART NO. DASH FINISH

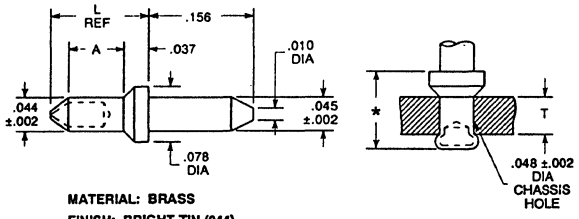

MATERIAL: BRASS
FINISH: BRIGHT TIN (044)

**HEIGHT" D AFTER RIVETING

PART NUMBER	A	L	T	D
09-7149-1	.058	.126	.031	.079
09-7149-2	.104	.172	.062	.110
09-7149-3	.120	.188	.093	.141

09 - 7147 - X - XX

BASIC PART NO. DASH FINISH

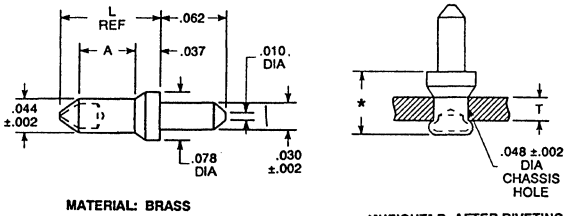

MATERIAL: BRASS
FINISH: BRIGHT TIN (044)
FINISH: ELECTRO-SOLDER (05)

**HEIGHT" D AFTER RIVETING

PART NUMBER	A	L	T	D
09-7147-1-044	.058	.126	.031	.079
09-7147-2-05	.089	.157	.062	.110

09 - 7166 - 2 - 05

BASIC PART NO. DASH FINISH

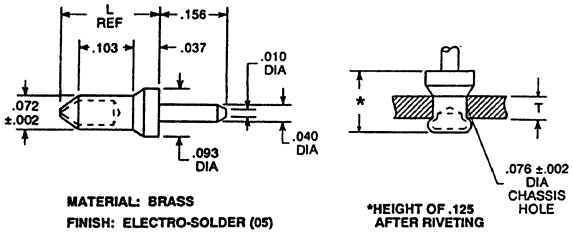

MATERIAL: BRASS
FINISH: ELECTRO-SOLDER (05)

*HEIGHT OF .125 AFTER RIVETING

PART NUMBER	L	T
09-7166-2	.181	.062

09 - 7146 - X - XX

BASIC PART NO. DASH FINISH

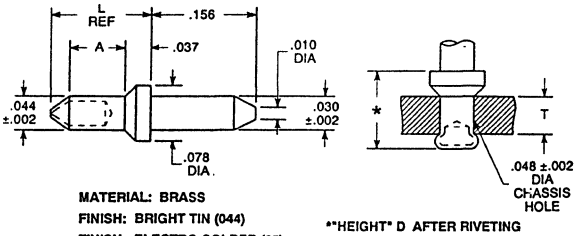

MATERIAL: BRASS
FINISH: BRIGHT TIN (044)
FINISH: ELECTRO-SOLDER (05)

**HEIGHT" D AFTER RIVETING

PART NUMBER	A	L	T	D
09-7146-4-05	.152	.220	.125	.173
09-7146-4B-044	.172	.240	.145	.193

09 - 7148 - 2 - 05

BASIC PART NO. DASH FINISH

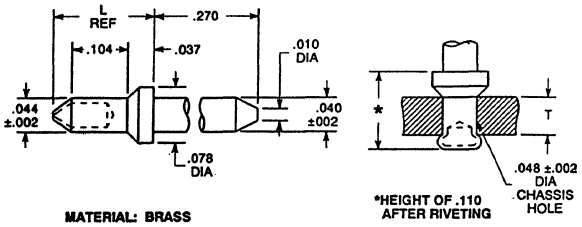

MATERIAL: BRASS
FINISH: ELECTRO-SOLDER (05)

*HEIGHT OF .110 AFTER RIVETING

PART NUMBER	L	T
09-7148-2	.172	.062

09 - 71XX - X - XX

BASIC PART NO. DASH FINISH

MATERIAL: BRASS
FINISH: BRIGHT TIN (044)
FINISH: ELECTRO-SOLDER (05)

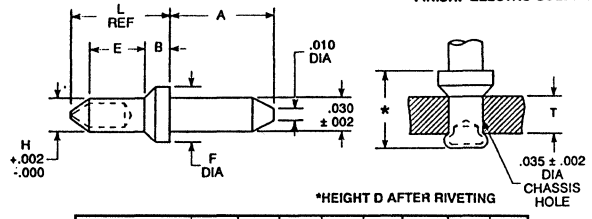

*HEIGHT D AFTER RIVETING

PART NUMBER	A	B	L	D	E	F	T	H
09-7113-2-044	.062	.037	.141	.115	.083	.062	.062	.031
09-7114-2-044	.125	.037	.141	.115	.083	.062	.062	.031
09-7115-2-05	.156	.037	.141	.115	.083	.062	.062	.031
09-7116-2-044	.100	.140	.244	.218	.083	.062	.062	.031
09-7117-2-044	.100	.312	.416	.387	.083	.062	.062	.031
09-7123-3-044	.156	.037	.172	.146	.114	.062	.093	.031

MANUFACTURED BY CONCORD® "THE COMPONENT PEOPLE"

FOR ADDITIONAL SIZES AND MATERIALS, CONTACT FACTORY

30 GREAT JONES STREET
NEW YORK, N.Y. 10012-1115
(212) 777-6571 • FAX (212) 995-0161

HOLLOW POINT PINS

09 - 71XX - X - XX

BASIC PART NO. DASH FINISH

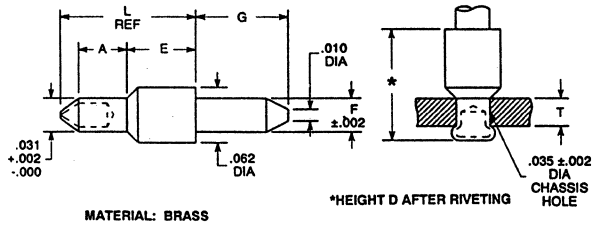

MATERIAL: BRASS
FINISH: BRIGHT TIN (044)

PART NUMBER	A	L	T	D	E	F	G
09-7118-1	.052	.181	.031	.155	.108	.030	.125
09-7119-2	.083	.224	.063	.198	.120	.020	.156

09 - 7167 - 2 - 044

BASIC PART NO. DASH FINISH

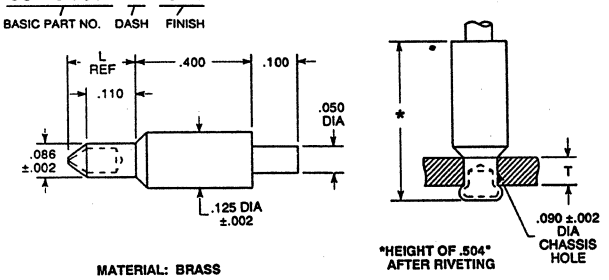

MATERIAL: BRASS
FINISH: BRIGHT TIN (044)

PART NUMBER	L	T
09-7167-2	.158	.062

09 - 7165 - 2 - 044

BASIC PART NO. DASH FINISH

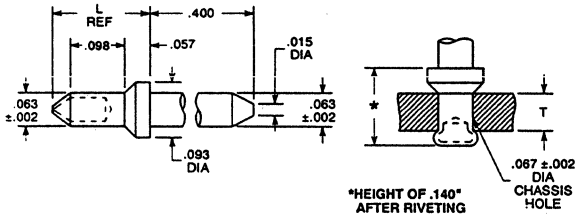

MATERIAL: BRASS
FINISH: BRIGHT TIN (044)

PART NUMBER	L	T
09-7165-2	.194	.062

09 - 71XX - 2 - XX

BASIC PART NO. DASH FINISH

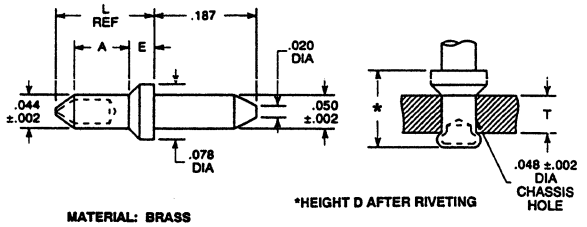

MATERIAL: BRASS
FINISH: BRIGHT TIN (044)

PART NUMBER	A	L	T	D	E
• 09-7150-2	.104	.172	.062	.110	.037
09-7151-2	.104	.235	.062	.173	.100

09 - 71XX - XX - 044

BASIC PART NO. DASH FINISH

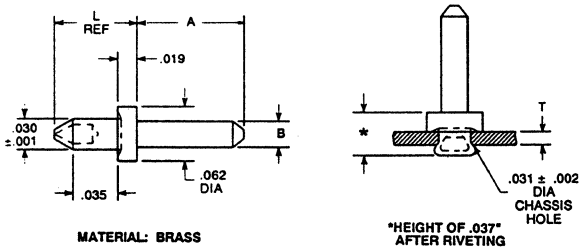

MATERIAL: BRASS
FINISH: BRIGHT TIN (044)

PART NUMBER	A	B	L	T
09-7107-1A	.156	.025	.074	.010
09-7108-1A	.281	.025	.074	.010

09 - 71XX - X - 044

BASIC PART NO. DASH FINISH

MATERIAL: BRASS
FINISH: BRIGHT TIN (044)

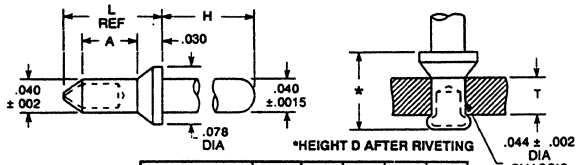

PART NUMBER	A	L	T	D	H
09-7125-1	.056	.112	.031	.080	.270
09-7126-1	.056	.112	.031	.080	.310
09-7127-1	.056	.112	.031	.080	.562
09-7128-1	.056	.112	.031	.080	.670
09-7129-1	.056	.112	.031	.080	.750
09-7130-1	.056	.112	.031	.080	.870
09-7132-2	.087	.143	.062	.110	.710
09-7133-2	.087	.143	.062	.110	.870
09-7134-2	.087	.143	.062	.110	.950

09 - 7161 - 1 - 044

BASIC PART NO. DASH FINISH

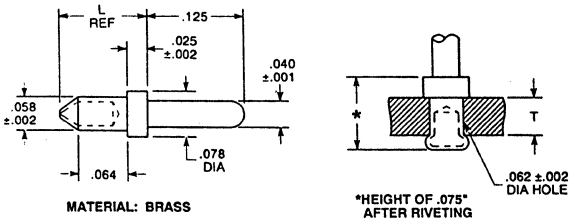

MATERIAL: BRASS
FINISH: BRIGHT TIN (044)

PART NUMBER	L	T
09-7161-1	.127	.031

09 - 7121 - 1 - 05

BASIC PART NO. DASH FINISH

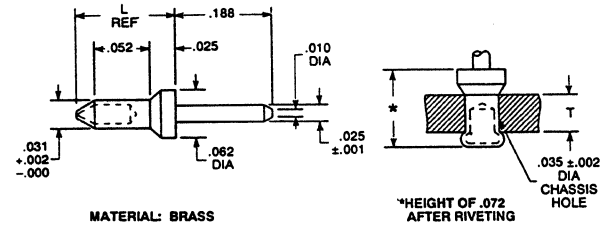

MATERIAL: BRASS
FINISH: ELECTRO-SOLDER (05)

PART NUMBER	L	T
09-7121-1	.098	.031

FOR ADDITIONAL SIZES AND MATERIALS, CONTACT FACTORY

MANUFACTURED BY CONCORD® "THE COMPONENT PEOPLE"

30 GREAT JONES STREET
NEW YORK, N.Y. 10012-1115
(212) 777-6571 • FAX (212) 995-0161

HOLLOW POINT PINS

09 - 7158 - XX - XX

BASIC PART NO. DASH FINISH

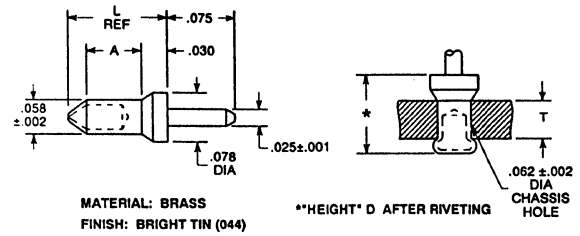

MATERIAL: BRASS
FINISH: BRIGHT TIN (044)
FINISH: SILVER (01)

*"HEIGHT" D AFTER RIVETING

PART NUMBER	A	L	T	D
09-7158-1A-044	.048	.116	.016	.065
09-7158-1-044	.064	.132	.031	.080
09-7158-2-01	.095	.163	.062	.110

09 - 7120 - 1 - 044

BASIC PART NO. DASH FINISH

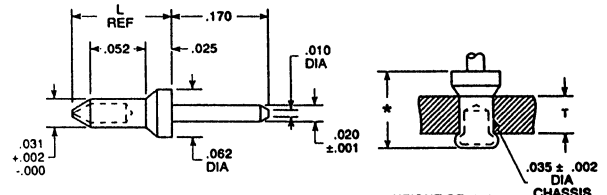

MATERIAL: BRASS
FINISH: BRIGHT TIN (044)

*HEIGHT OF .072 AFTER RIVETING

PART NUMBER	L	T
09-7120-1	.098	.031

09 - 7100 - X - XX

BASIC PART NO. DASH FINISH

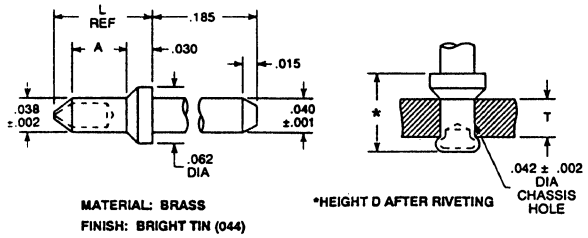

MATERIAL: BRASS
FINISH: BRIGHT TIN (044)
FINISH: ELECTRO-SOLDER (05)

*HEIGHT D AFTER RIVETING

PART NUMBER	A	L	T	D
09-7100-2-05	.086	.140	.062	.107
09-7100-3-044	.117	.171	.093	.138

09 - 7156 - 2 - 01

BASIC PART NO. DASH FINISH

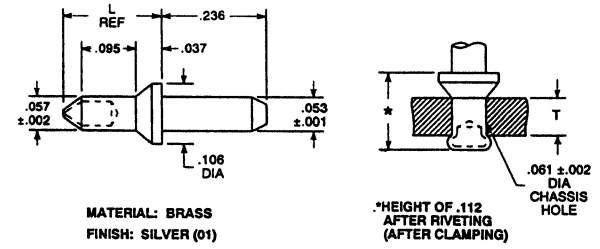

MATERIAL: BRASS
FINISH: SILVER (01)

*HEIGHT OF .112 AFTER RIVETING (AFTER CLAMPING)

PART NUMBER	L	T
09-7156-2	.166	.062

09 - 7137 - 2 - 044

BASIC PART NO. DASH FINISH

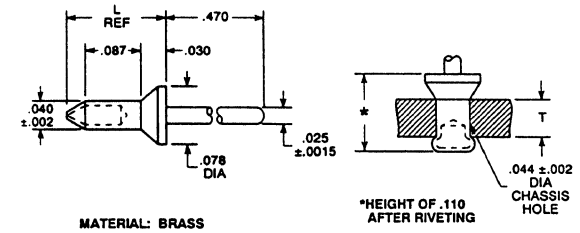

MATERIAL: BRASS
FINISH: BRIGHT TIN (044)

*HEIGHT OF .110 AFTER RIVETING

PART NUMBER	L	T
09-7137-2	.143	.062

09 - 71XX - X - XX

BASIC PART NO. DASH FINISH

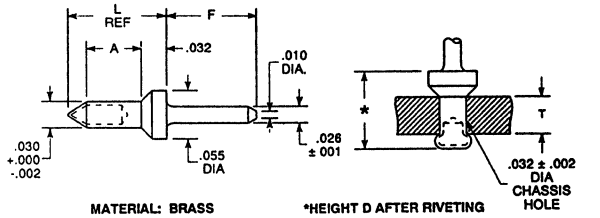

MATERIAL: BRASS
FINISH: BRIGHT TIN (044)

*HEIGHT D AFTER RIVETING

PART NUMBER	A	L	T	D	F
09-7109-1	.051	.103	.031	.077	.125
09-7110-1	.051	.103	.031	.077	.202
09-7111-2	.082	.134	.062	.108	.202

09 - 7155 - 2 - 044

BASIC PART NO. DASH FINISH

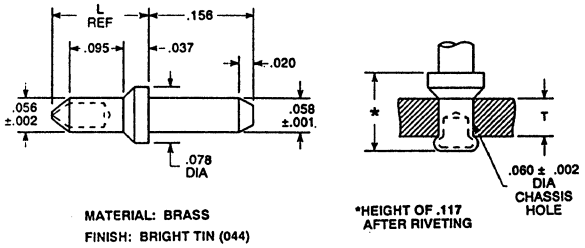

MATERIAL: BRASS
FINISH: BRIGHT TIN (044)

*HEIGHT OF .117 AFTER RIVETING

PART NUMBER	L	T
09-7155-2	.170	.062

09 - 71XX - 1 - XX

BASIC PART NO. DASH FINISH

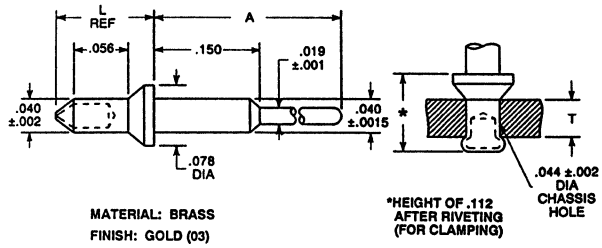

MATERIAL: BRASS
FINISH: GOLD (03)

*HEIGHT OF .112 AFTER RIVETING (FOR CLAMPING)

PART NUMBER	A	L	T
09-7139-1	.670	.112	.031
09-7140-1	.290	.112	.031

FOR ADDITIONAL SIZES AND MATERIALS, CONTACT FACTORY

MANUFACTURED BY CONCORD® "THE COMPONENT PEOPLE"

30 GREAT JONES STREET
NEW YORK, N.Y. 10012-1115
(212) 777-6571 • FAX (212) 995-0161

HOLLOW POINT PINS

09 - 71XX - 2 - XX

BASIC PART NO. DASH FINISH

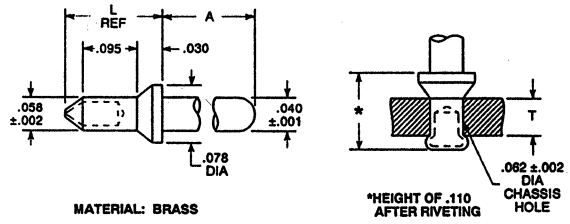

MATERIAL: BRASS
FINISH: BRIGHT TIN (044)
FINISH: ELECTRO-SOLDER (05)

PART NUMBER	A	L	T
09-7159-2-044	.155	.163	.062
09-7160-2-05	.210	.163	.062

09 - 71XX - 2 - XX

BASIC PART NO. DASH FINISH

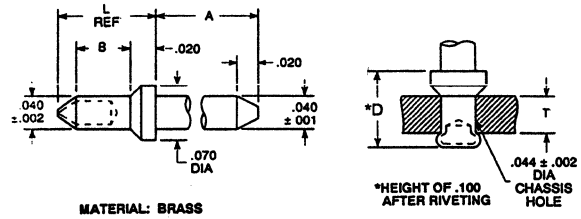

MATERIAL: BRASS
FINISH: BRIGHT TIN (044)
FINISH: SILVER (01)

PART NUMBER	A	B	L	D	T
09-7136-2-01	.234	.087	.133	.100	.062
09-7135-2-044	.350	.087	.133	.100	.062

09 - 7122 - 1 - 044

BASIC PART NO. DASH FINISH

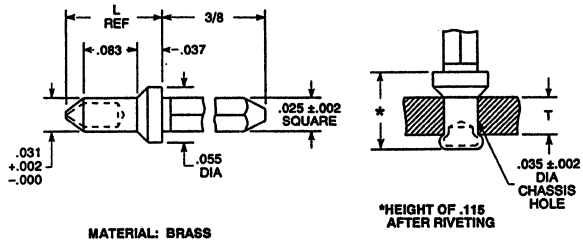

MATERIAL: BRASS
FINISH: BRIGHT TIN (044)

PART NUMBER	L	T
09-7122-1	.141	.062

09 - 7157 - 2 - 044

BASIC PART NO. DASH FINISH

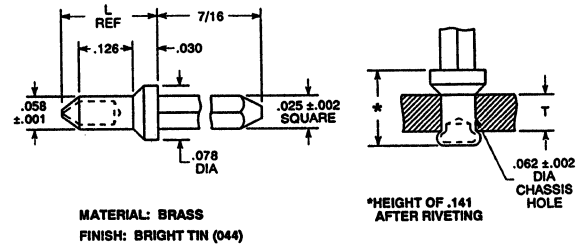

MATERIAL: BRASS
FINISH: BRIGHT TIN (044)

PART NUMBER	L	T
09-7157-2	.194	.093

HOLLOW POINT SOLDER TERMINALS

09 - 7177 - 1B - 05

BASIC PART NO. DASH FINISH

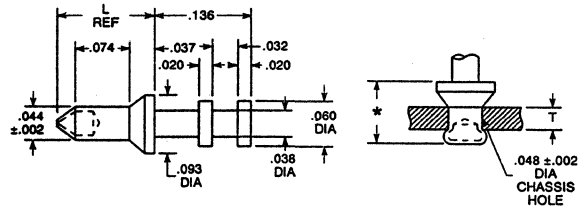

MATERIAL: BRASS
FINISH: ELECTRO-SOLDER (05)

*HEIGHT OF .095 AFTER RIVETING

PART NUMBER	L	T
09-7177-1B-05	.142	.047

09 - 7178 - 2 - 044

BASIC PART NO. DASH FINISH

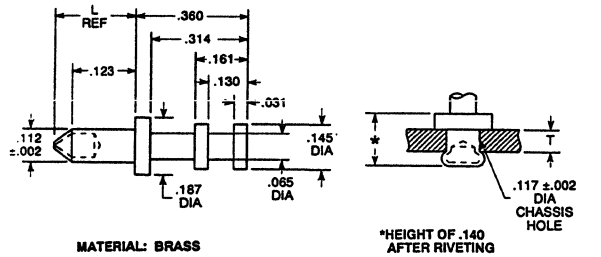

MATERIAL: BRASS
FINISH: BRIGHT TIN (044)

PART NUMBER	L	T
09-7178-2	.184	.062

09 - 7175 - 2 - 044

BASIC PART NO. DASH FINISH

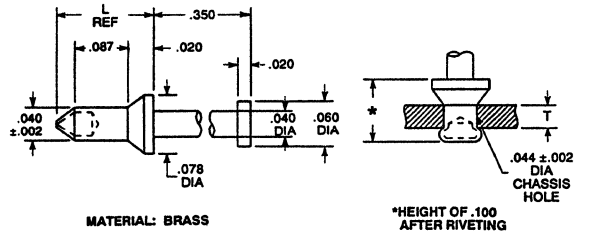

MATERIAL: BRASS
FINISH: BRIGHT TIN (044)

PART NUMBER	L	T
09-7175-2	.133	.062

09 - 7172 - 2 - 044

BASIC PART NO. DASH FINISH

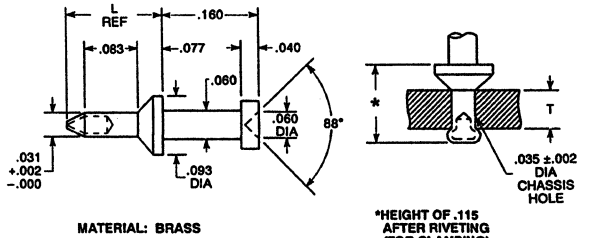

MATERIAL: BRASS
FINISH: BRIGHT TIN (044)

PART NUMBER	L	T
09-7172-2	.181	.062

FOR ADDITIONAL SIZES AND MATERIALS, CONTACT FACTORY

MANUFACTURED BY CONCORD® "THE COMPONENT PEOPLE"

30 GREAT JONES STREET
NEW YORK, N.Y. 10012-1115
(212) 777-6571 • FAX (212) 995-0161

HOLLOW POINT SOLDER TERMINALS

09 - 7173 - 2 - 05

BASIC PART NO. DASH FINISH

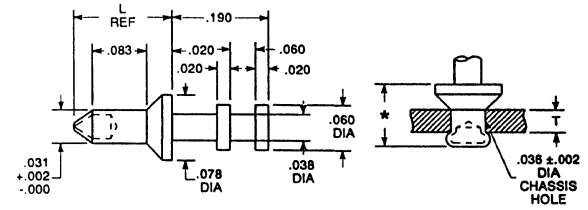

*HEIGHT OF .099 AFTER RIVETING

MATERIAL: BRASS
FINISH: ELECTRO-SOLDER (05)

PART NUMBER	L	T
09-7173-2	.125	.062

09 - 7186 - XX - 044

BASIC PART NO. DASH FINISH

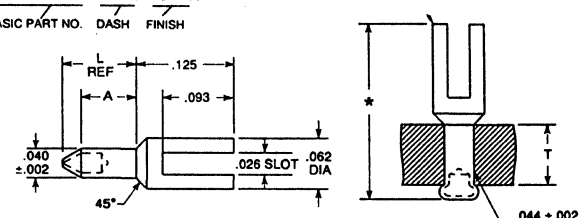

MATERIAL: BRASS
FINISH: BRIGHT TIN (044)

**"HEIGHT" D AFTER RIVETING

PART NUMBER	A	L	T	D
09-7186-1A	.041	.066	.016	.146
09-7186-1	.056	.081	.031	.161
09-7186-2	.087	.112	.062	.192
09-7186-3	.118	.143	.093	.223
09-7186-4	.150	.175	.125	.255

09 - 7171 - 2 - 05

BASIC PART NO. DASH FINISH

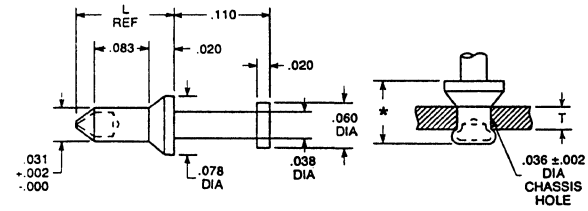

MATERIAL: BRASS
FINISH: ELECTRO-SOLDER (05)

*HEIGHT OF .099 AFTER RIVETING

PART NUMBER	L	T
09-7171-2	.125	.062

09 - 71XX - 2B - XX

BASIC PART NO. DASH FINISH

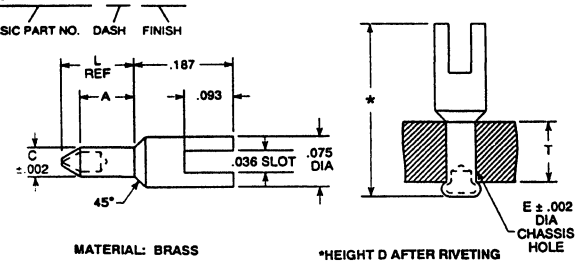

MATERIAL: BRASS
FINISH: BRIGHT TIN (044)
FINISH: ELECTRO-SOLDER (05)

*HEIGHT D AFTER RIVETING

PART NUMBER	A	L	C	D	E	T
09-7183-2B-05	.095	.118	.036	.260	.040	.072
09-7184-2B-044	.097	.122	.040	.264	.044	.072

09 - 7170 - XX - 044

BASIC PART NO. DASH FINISH

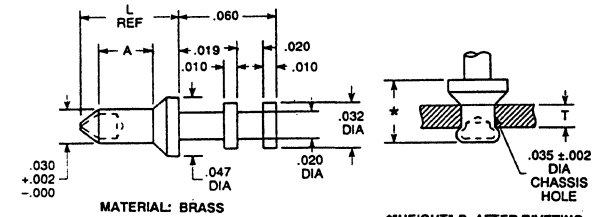

MATERIAL: BRASS
FINISH: BRIGHT TIN (044)

**"HEIGHT" D AFTER RIVETING

PART NUMBER	A	L	T	D
09-7170-1B	.067	.106	.047	.080
09-7170-2	.082	.121	.062	.095
09-7170-2B	.095	.134	.075	.108

09 - 71XX - X - 044

BASIC PART NO. DASH FINISH

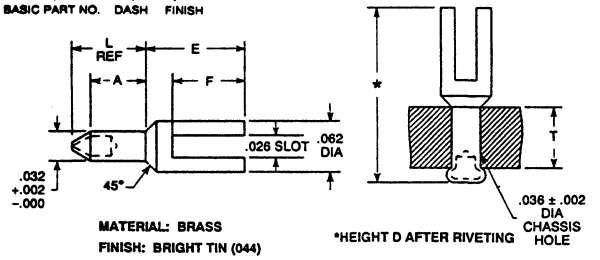

MATERIAL: BRASS
FINISH: BRIGHT TIN (044)

*HEIGHT D AFTER RIVETING

PART NUMBER	A	L	T	D	E	F
09-7181-1	.051	.072	.031	.171	.125	.093
09-7181-2	.083	.103	.062	.202	.125	.093
09-7181-3	.114	.134	.093	.233	.125	.093
09-7181-4	.146	.166	.125	.265	.125	.093

09 - 7141 - 2 - 044

BASIC PART NO. DASH FINISH

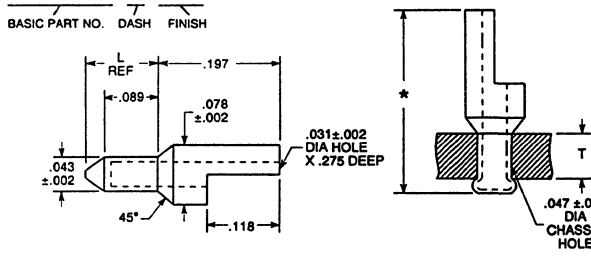

MATERIAL: BRASS
FINISH: BRIGHT TIN (044)

*HEIGHT OF .265 AFTER RIVETING

PART NUMBER	L	T
09-7141-2	.105	.062

09 - 7192 - 2 - 044

BASIC PART NO. DASH FINISH

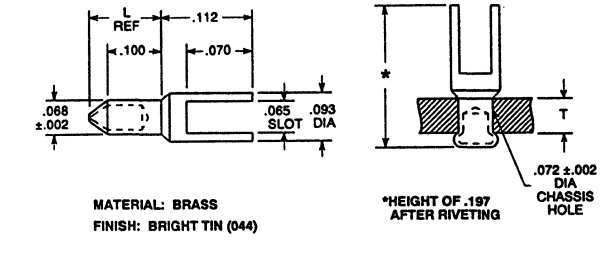

MATERIAL: BRASS
FINISH: BRIGHT TIN (044)

*HEIGHT OF .197 AFTER RIVETING

PART NUMBER	L	T
09-7192-2	.139	.062

MANUFACTURED BY CONCORD® "THE COMPONENT PEOPLE"

FOR ADDITIONAL SIZES AND MATERIALS, CONTACT FACTORY

30 GREAT JONES STREET
NEW YORK, N.Y. 10012-1115
(212) 777-6571 • FAX (212) 995-0161

HOLLOW POINT SOLDER TERMINALS

09 - 7191 - 2 - 044
BASIC PART NO. DASH FINISH

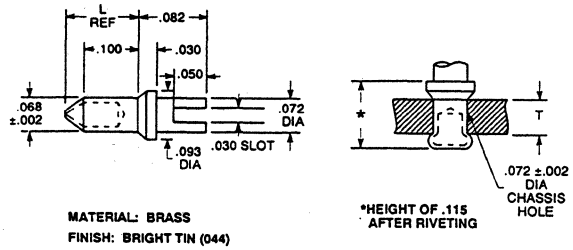

MATERIAL: BRASS
FINISH: BRIGHT TIN (044)

*HEIGHT OF .115 AFTER RIVETING

PART NUMBER	L	T
09-7191-2	.169	.062

09 - 7180 - 2 - 044
BASIC PART NO. DASH FINISH

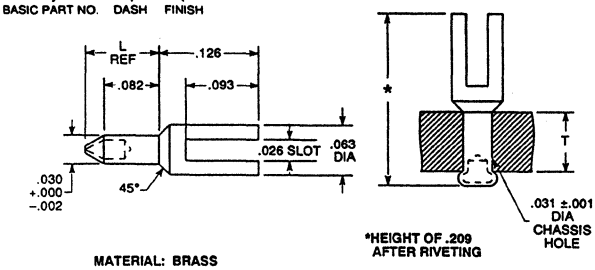

MATERIAL: BRASS
FINISH: BRIGHT TIN (044)

*HEIGHT OF .209 AFTER RIVETING

PART NUMBER	L	T
09-7180-2	.101	.062

09 - 7193 - 2 - 044
BASIC PART NO. DASH FINISH

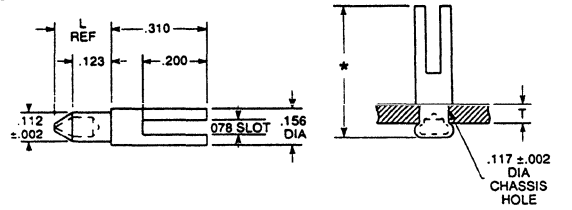

MATERIAL: BRASS
FINISH: BRIGHT TIN (044)

*HEIGHT OF .400 AFTER RIVETING

PART NUMBER	L	T
09-7193-2	.184	.062

09 - 7188 - 2 - 01
BASIC PART NO. DASH FINISH

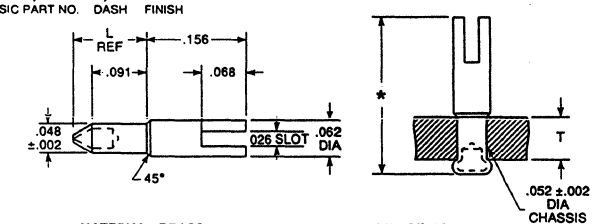

MATERIAL: BRASS
FINISH: SILVER (01)

*HEIGHT OF .231 AFTER RIVETING

PART NUMBER	L	T
09-7188-2	.120	.062

09 - 7194 - 3 - 044
BASIC PART NO. DASH FINISH

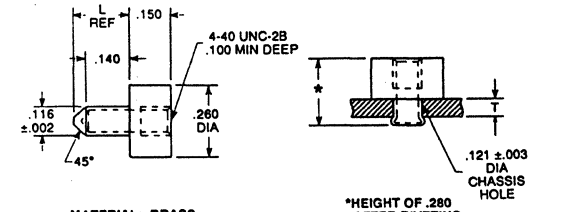

MATERIAL: BRASS
FINISH: BRIGHT TIN (044)

*HEIGHT OF .280 AFTER RIVETING

PART NUMBER	L	T
09-7194-3	.180	.093

09 - 7190 - 2 - 05
BASIC PART NO. DASH FINISH

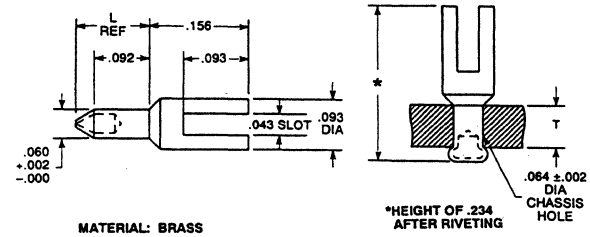

MATERIAL: BRASS
FINISH: ELECTRO-SOLDER (05)

*HEIGHT OF .234 AFTER RIVETING

PART NUMBER	L	T
09-7190-2	.132	.062

SAME DAY SHIPMENTS FROM STOCK

MANUFACTURED BY CONCORD "THE COMPONENT PEOPLE"

FOR ADDITIONAL SIZES AND MATERIALS, CONTACT FACTORY

30 GREAT JONES STREE
NEW YORK, N.Y. 10012-11
(212) 777-6571 • FAX (212) 995-01

10-133-X-01

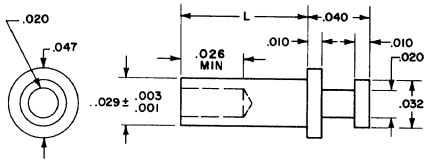

RECOMMENDED MOUNTING HOLE
.033 DIA (#66 DRILL)

NO.	L	T
10-133-1A	.037	1/64
10-133-1	.053	1/32
10-133-2	.084	1/16
10-133-3	.115	3/32

MATERIAL Brass
FINISH Silver

10-121-X-05

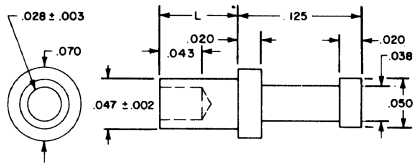

RECOMMENDED MOUNTING HOLE
.052 DIA (#55 DRILL)

NO.	L	T
10-121-1	.051	1/32
10-121-2	.082	1/16

MATERIAL Brass
FINISH Electro-Solder

10-107-X-01

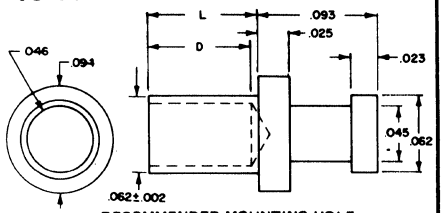

RECOMMENDED MOUNTING HOLE
.067 DIA (#51 DRILL)

NO.	L	T	D
10-107-11	.025	1/64	.020
10-107-1	.045	1/32	.040
10-107-2	.094	1/16	.089
10-107-3	.125	3/32	.089

MATERIAL Brass
FINISH Silver

10-115-X-044

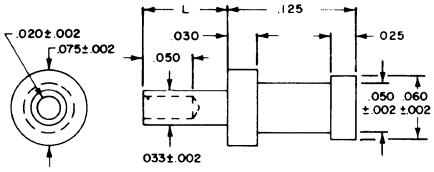

RECOMMENDED MOUNTING HOLE
.037 DIA (#63 DRILL)

NO.	L	T
10-115-1	.051	1/32
10-115-2	.084	1/16
10-115-28	.096	1/16

MATERIAL Brass
FINISH Tintillate

10-120-X-01

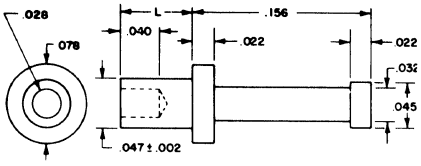

RECOMMENDED MOUNTING HOLE
.052 DIA (#55 DRILL)

NO.	L	T
10-120-2	.094	1/16

MATERIAL Brass
FINISH Silver

12-117-X-01

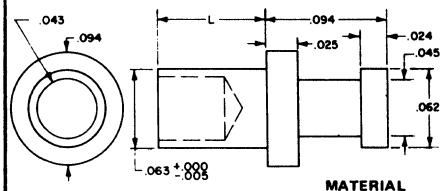

MATERIAL Brass
FINISH Silver

NO.	L	T	NO	L	T
12-117-11	.037	1/64	12-117-3	.115	3/32
12-117-1	.053	1/32	12-117-4	.147	1/8
12-117-2	.084	1/16			

10-136-X-05

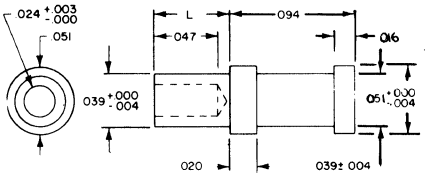

RECOMMENDED MOUNTING HOLE
.041 DIA (#60 DRILL)

NO	L	T
10-136-1	.055	1/32
10-136-2	.084	1/16

MATERIAL Brass
FINISH Electro-Solder

10-127-1-05

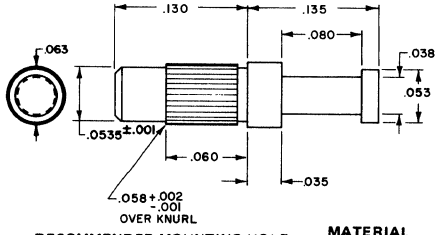

RECOMMENDED MOUNTING HOLE
.055 DIA (#54 DRILL)

NO.	L	T
10-127-1	.130	.062 TO .094

MATERIAL Brass
FINISH Silver
Electro-Solder

10-138-X-XX

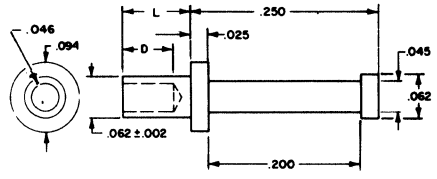

RECOMMENDED MOUNTING HOLE
.067 DIA (#51 DRILL)

NO	L	T	D
10-138-1	.045	1/32	.040
10-138-2	.094	1/16	.062
10-138-3	.125	3/32	.062
10-138-4	.156	1/8	.062

MATERIAL Brass
FINISHES
(01) Silver
(04) Electro-Tin

12-114-X-01

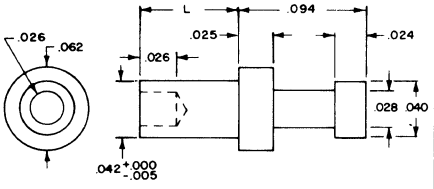

NO.	L	T
12-114-11	.037	1/64
12-114-1	.053	1/32
12-114-2	.084	1/16
12-114-3	.115	3/32
12-114-4	.147	1/8

MATERIAL Brass
FINISH Silver

10-129-2-04

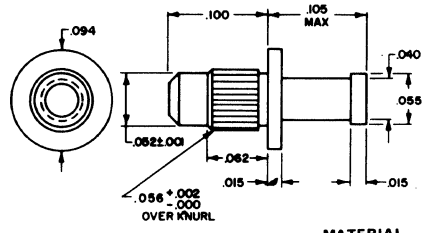

RECOMMENDED MOUNTING HOLE
.055 DIA (#54 DRILL)

NO.	L	T
10-129-2	.100	.062

MATERIAL Brass
FINISH Electro-Tin

10-101-X-XX

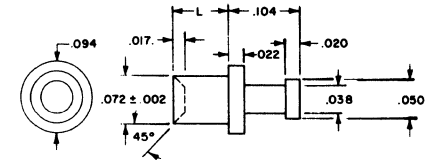

RECOMMENDED MOUNTING HOLE
.076 DIA (#48 DRILL)

NO.	L	T
10-101-1	.051	1/32
10-101-2	.082	1/16
10-101-3	.113	3/32
10-101-4	.145	1/8
10-101-6	.207	3/16
10-101-8	.270	1/4

MATERIAL Brass
FINISHES
(01) Silver
(05) Electro-Solder

10-104-X-XX

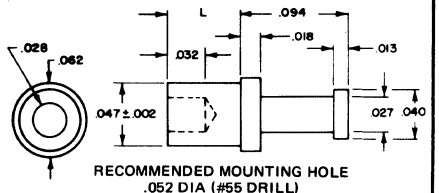

RECOMMENDED MOUNTING HOLE
.052 DIA (#55 DRILL)

NO.	L	T
10-104-11	.035	1/64
10-104-1	.051	1/32
10-104-2	.082	1/16
10-104-3	.113	3/32
10-104-4	.145	1/8

MATERIAL Brass
FINISHES
(01) Silver
(03) Gold/Copper

13-108-X-01

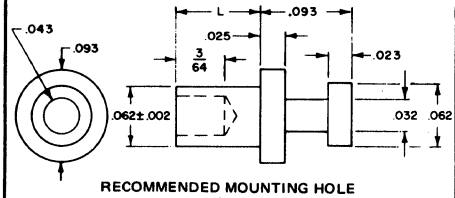

RECOMMENDED MOUNTING HOLE
.067 DIA (#51 DRILL)

NO.	L	T
13-108-11	.037	1/64
13-108-1	.054	1/32
13-108-2	.084	1/16
13-108-3	.115	3/32
13-108-4	.147	1/8

MATERIAL Brass
FINISH Silver

12-105-X-01

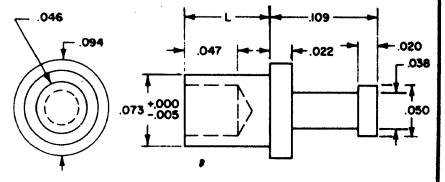

NO.	L	T
12-105-11	.037	1/64
12-105-1	.053	1/32
12-105-2	.084	1/16
12-105-3	.115	3/32
12-105-4	.147	1/8

MATERIAL Brass
FINISH Silver

FOR ADDITIONAL SIZES AND MATERIALS, CONTACT FACTORY.

CONCORD
THE COMPONENT PEOPLE
30 GREAT JONES STREET
NEW YORK, N.Y. 10012-1115
(212) 777-6571 • 1-800-847-4162
FAX (212) 995-0161

10-134-X-05

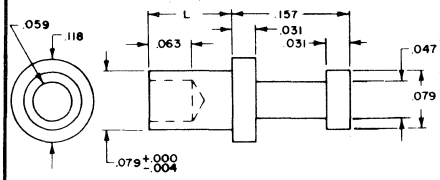

RECOMMENDED MOUNTING HOLE
.081 DIA (#46 DRILL)

NO.	L	T
10-134-1	.062	1/32
10-134-2	.094	1/16
10-134-3	.125	3/32
10-134-4	.156	1/8

MATERIAL Brass
FINISH Electro-Solder

11-111-X-01

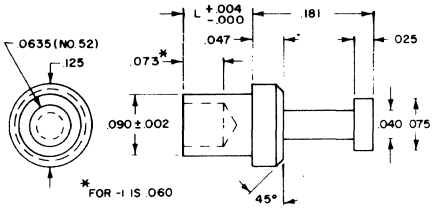

RECOMMENDED MOUNTING HOLE
.094 DIA (3/32 DRILL)

NO	L	T
11-111-1	.075	1/32
11-111-2	.105	1/16
11-111-3	.135	3/32
11-111-4	165	1/8
11-111-5	195	5/32

MATERIAL Brass
FINISH Silver

10-135-X-04

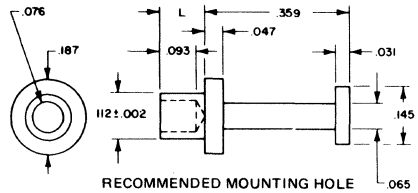

RECOMMENDED MOUNTING HOLE
.116 DIA (#32 DRILL)

NO.	L	T
10-135-1	.078	1/32
10-135-2	109	1/16
10-135-3	.140	3/32
10-135-4	.171	1/8

MATERIAL Brass
FINISH Electro-Tin

12-112-X-01

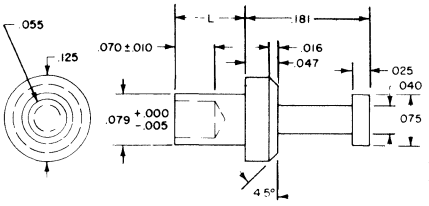

NO	L	T
12-112-1	075	1/32
12-112-2	105	1/16
12-112-3	135	3/32
12-112-4	165	1/8

MATERIAL Brass
FINISH Silver

13-106-X-01

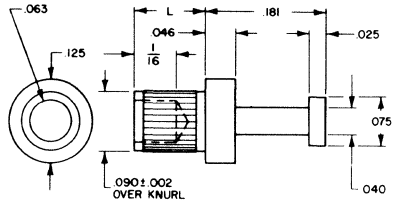

RECOMMENDED MOUNTING HOLE
.094 DIA (3/32 DRILL)

NO	L	T
13-106-1	075	1/32
13-106-2	105	1/16
13-106-3	.135	3/32
13-106-4	165	1/8

MATERIAL Brass
FINISH Silver

12-229-X-01

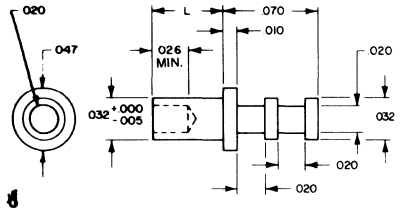

NO	L	T
12-229-1	053	1/32
12-229-2	084	1/16
12-229-3	115	3/32

MATERIAL Brass
FINISH Silver

10-102-X-XX

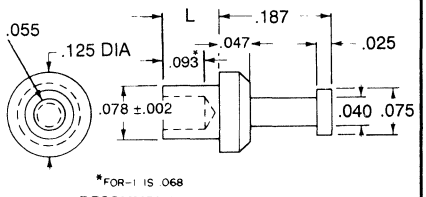

RECOMMENDED MOUNTING HOLE
.082 DIA (#45 DRILL)

NO.	L	T
10-102-1	078	1/32
10-102-2	109	1/16
10-102-3	141	3/32
10-102-4	172	1/8

MATERIAL Brass
FINISHES (01) Silver (03) Gold/Copper

10-109-X-01

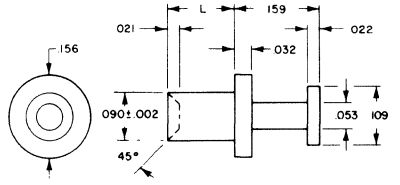

RECOMMENDED MOUNTING HOLE
.094 DIA (#42 DRILL)

NO	L	T
10-109-1	062	1/32
10-109-2	.094	1/16
10-109-3	125	3/32
10-109-4	.156	1/8
10-109-6	.219	3/16

MATERIAL Brass
FINISH Silver

12-227-X-01

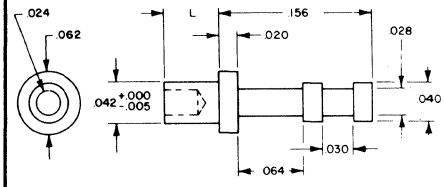

NO	L	T	NO.	L	T
12-227-11	037	1/64	12-227-3	115	3/32
12-227-1	.053	1/32	12-227-4	147	1/8
12-227-2	.084	1/16			

MATERIAL Brass **FINISH** Silver

11-119-X-01

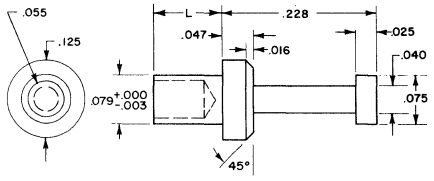

RECOMMENDED MOUNTING HOLE
.082 DIA. (#45 DRILL)

NO.	L	T
11-119-1	.075	1/32
11-119-2	.105	1/16
11-119-3	.135	3/32
11-119-4	.165	1/8

MATERIAL Brass
FINISH Silver

10-137-X-01

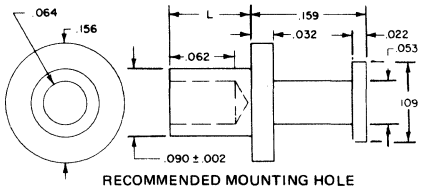

RECOMMENDED MOUNTING HOLE
.094 DIA (3/32 DRILL)

NO.	L	T
10-137-1	.078	1/32
10-137-2	.109	1/16
10-137-3	.141	3/32
10-137-4	.172	1/8
10-137-099	.099	1/16

MATERIAL Brass
FINISH Silver

10-232-X-05

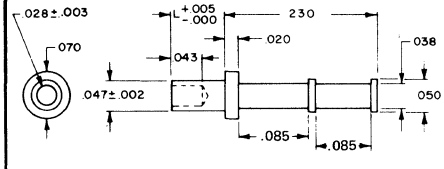

RECOMMENDED MOUNTING HOLE
.052 DIA (#55 DRILL)

NO.	L	T
10-232-1	047	1/32
10-232-2	.080	1/16

MATERIAL Brass
FINISH Electro-Solder

10-130-X-05

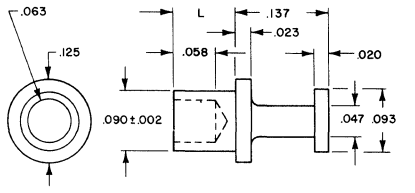

RECOMMENDED MOUNTING HOLE
.094 DIA (3/32 DRILL)

NO.	L	T
10-130-1	.062	1/32
10-130-2	.094	1/16
10-130-4	.141	1/8

MATERIAL Brass
FINISH Electro-Solder

10-103-X-XX

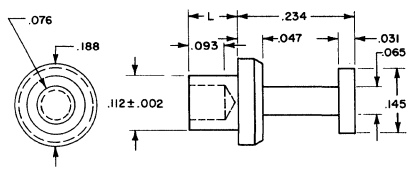

RECOMMENDED MOUNTING HOLE
.116 DIA (#32 DRILL)

NO.	L	T
10-103-1	.078	1/32
10-103-2	.109	1/16
10-103-3	.141	3/32
10-103-4	.172	1/8
10-103-6	.234	3/16
10-103-8	.297	1/4

MATERIAL Brass
FINISHES (01) Silver (03) Gold/Copper

10-214-X-XX

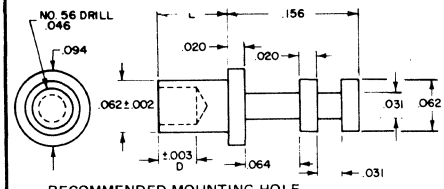

RECOMMENDED MOUNTING HOLE
.067 DIA (#51 DRILL)

NO.	L	D	T
10-214-11	.037	.025	1/64
10-214-1	.053	045	1/32
10-214-2	.084	.045	1/16
10-214-3	.115	.045	3/32
10-214-4	.147	.045	1/8

MATERIAL Brass
FINISHES (01) Silver (03) Gold/Copper (05) Electro-Solder

FOR ADDITIONAL SIZES AND MATERIALS, CONTACT FACTORY

CONCORD
THE COMPONENT PEOPLE

30 GREAT JONES STREET
NEW YORK, N.Y. 10012-1115
(212) 777-6571 • 1-800-847-4162
FAX (212) 995-0161

11-215-X-01

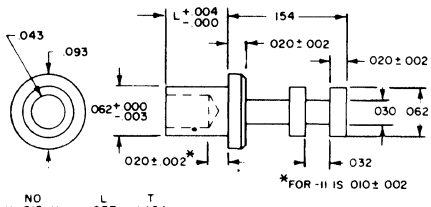

NO	L	T
11-215-11	.037	1/64
11-215-1	.053	1/32
11-215-2	.084	1/16
11-215-3	.115	3/32
11-215-4	.147	1/8
11-215-5	.178	5/32
11-215-6	.209	3/16

RECOMMENDED MOUNTING HOLE .064 DIA (#52 DRILL)

MATERIAL Brass

FINISH Silver

10-201-X-XX

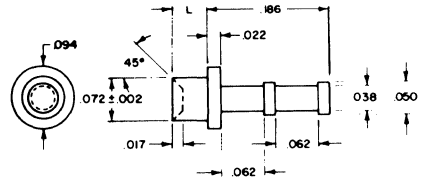

RECOMMENDED MOUNTING HOLE .076 DIA (#48 DRILL)

NO	L	T
10-201-1	.051	1/32
10-201-2	.082	1/16
10-201-3	.113	3/32
10-201-4	.145	1/8
10-201-6	.207	3/16
10-201-8	.270	1/4

MATERIAL Brass

FINISH Electro-Solder Silver

10-228-X-01

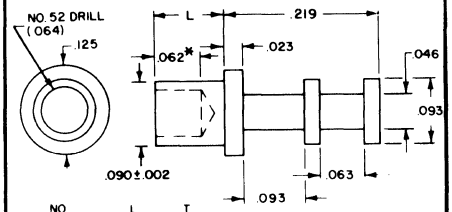

NO.	L	T
10-228-1	.062	1/32
10-228-2	.094	1/16
10-228-3	.125	3/32
10-228-4	.156	1/8
10-228-6	.219	3/16
10-228-8	.281	1/4

RECOMMENDED MOUNTING HOLE .094 DIA (#42 DRILL) *FOR -1 IS .047

MATERIAL Aluminum

FINISH Silver

11-225-X-01

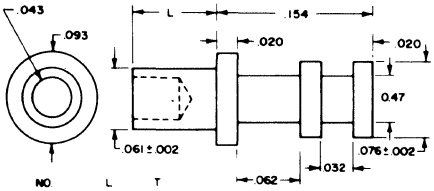

NO	L	T
11-225-11	.037	1/64
11-225-1	.053	1/32
11-225-2	.084	1/16
11-225-3	.115	3/32
11-225-4	.147	1/8
11-225-5	.178	5/32
11-225-6	.209	3/16

RECOMMENDED MOUNTING HOLE .067 DIA (#51 DRILL)

MATERIAL Brass

FINISH Silver

12-206-X-01

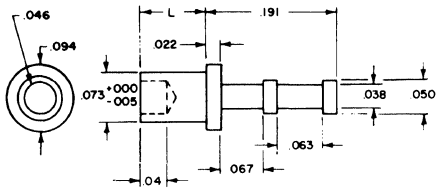

NO.	L	T
12-206-1	.053	1/32
12-206-2	.084	1/16
12-206-3	.115	3/32
12-206-4	.147	1/8

MATERIAL Brass

FINISH Silver

10-216-X-XX

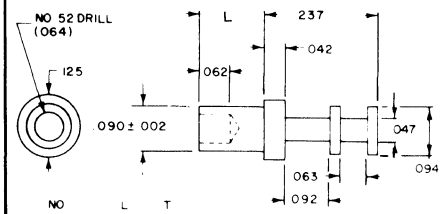

NO	L	T
10-216-1	.075	1/32
10-216-2	.105	1/16
10-216-3	.135	3/32
10-216-4	.165	1/8
10-216-6	.230	3/16
10-216-8	.293	1/4

RECOMMENDED MOUNTING HOLE .094 DIA (#42 DRILL)

MATERIAL Brass

FINISHES (01) Silver (05) Electro-Solder

13-220-X-01

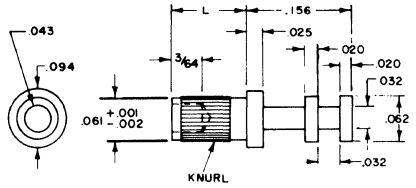

RECOMMENDED MOUNTING HOLE .064 DIA (#52 DRILL)

NO	L	T
13-220-11	.037	1/64
13-220-1	.054	1/32
13-220-2	.084	1/16
13-220-3	.115	3/32
13-220-4	.147	1/8

MATERIAL Brass

FINISH Silver

11-221-X-01

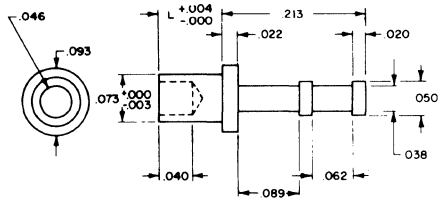

RECOMMENDED MOUNTING HOLE .078 DIA (#48 DRILL)

NO.	L	T
11-221-1	.053	1/32
11-221-2	.084	1/16
11-221-3	.115	3/32
11-221-4	.147	1/8

MATERIAL Brass

FINISH Silver

13-218-X-01

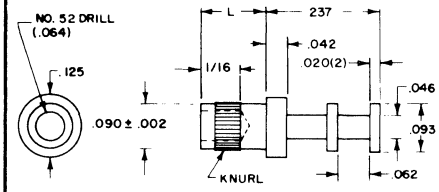

RECOMMENDED MOUNTING HOLE .094 DIA (3/32 DRILL)

NO.	L	T
13-218-1	.075	1/32
13-218-2	.105	1/16
13-218-3	.135	3/32
13-218-4	.165	1/8

MATERIAL Brass

FINISH Silver

10-233-A-04

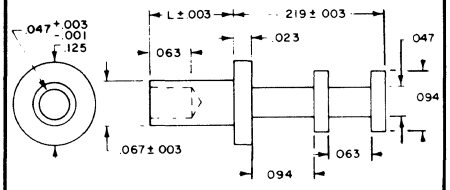

RECOMMENDED MOUNTING HOLE .073 DIA (#49 DRILL)

NO	L	T
10-233-A	.125	3/32

MATERIAL Brass

FINISH Electro-Tin

10-209-X-XX

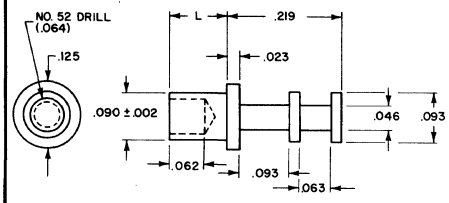

NO.	L	T
10-209-1	.078	1/32
10-209-2	.109	1/16
10-209-3	.141	3/32
10-209-4	.172	1/8
10-209-6	.234	3/16
10-209-8	.297	1/4

RECOMMENDED MOUNTING HOLE .094 DIA (3/32 DRILL)

MATERIAL Brass

FINISHES (01) Silver (03) Gold/Copper

10-243-2-05

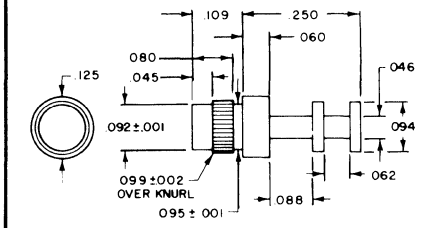

NO.	T
10-243-2	.062 TO .094

MATERIAL Brass

FINISH Electro-Solder

10-248-2-05

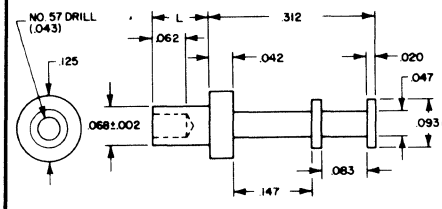

RECOMMENDED MOUNTING HOLE .073 DIA (#49 DRILL)

NO.	L	T
10-248-2	.105	1/16

MATERIAL Brass

FINISH Electro-Solder

10-259-X-01

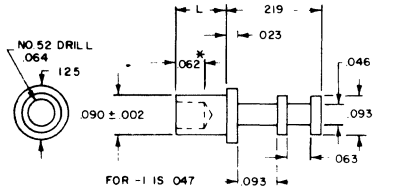

NO	L	T
10-259-1	.062	1/32
10-259-2	.094	1/16
10-259-3	.125	3/32
10-259-4	.156	1/8
10-259-6	.219	3/16
10-259-8	.281	1/4

RECOMMENDED MOUNTING HOLE .094 DIA (3/32 DRILL)

MATERIAL Brass

FINISH Silver

13-207-X-01

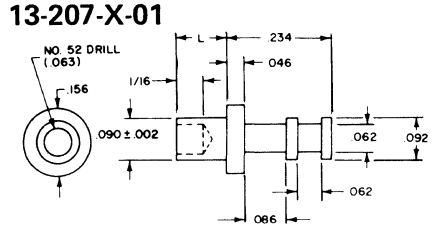

RECOMMENDED MOUNTING HOLE .094 DIA (3/32 DRILL)

NO	L	T
13-207-1	.075	1/32
13-207-2	.105	1/16
13-207-3	.135	3/32
13-207-4	.165	1/8

MATERIAL Brass

FINISH Silver

FOR ADDITIONAL SIZES AND MATERIALS, CONTACT FACTORY

CONCORD
THE COMPONENT PEOPLE

30 GREAT JONES STREET
NEW YORK, N.Y. 10012-1115
(212) 777-6571 • TWX 710-581-4930
FAX (212) 995-0161

TERMINALS

10-203-X-01

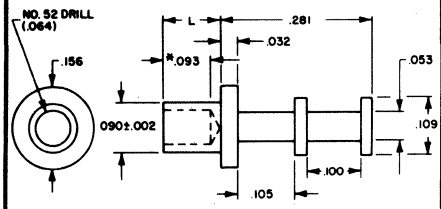

*FOR-1 .093 BECOMES .063

NO.	L	T
10-203-1	.078	1/32
10-203-2	.109	1/16
10-203-3	.141	3/32
10-203-4	.172	1/8
10-203-6	.234	3/16
10-203-8	.297	1/4

RECOMMENDED MOUNTING HOLE .094 DIA (#42 DRILL)

MATERIAL Brass

FINISH Silver

10-247-X-01

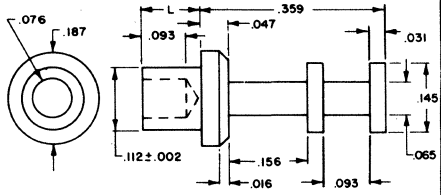

NO.	L	T
10-247-1	.078	1/32
10-247-2	.109	1/16
10-247-3	.141	3/32
10-247-4	.172	1/8
10-247-6	.234	3/16
10-247-8	.297	1/4

RECOMMENDED MOUNTING HOLE .116 DIA (#32 DRILL)

MATERIAL Brass

FINISH Silver

10-238-X-01

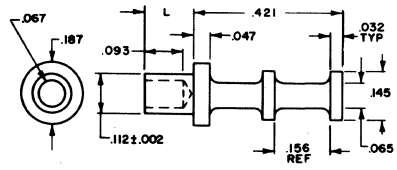

RECOMMENDED MOUNTING HOLE .116 DIA (#32 DRILL)

NO.	L	T
10-238-1	.078	1/32
10-238-2	.109	1/16
10-238-3	.141	3/32
10-238-4	.172	1/8

MATERIAL Brass

FINISH Silver

10-231-X-01

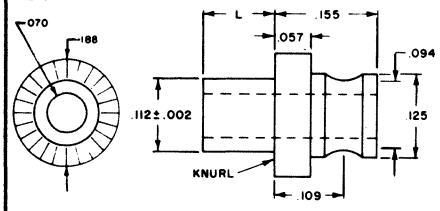

RECOMMENDED MOUNTING HOLE .116 DIA (#32 DRILL)

NO.	L	T
10-231-2	.105	1/16
10-231-3	.135	3/32
10-231-4	.165	1/8

MATERIAL Brass

FINISH Silver

10-204-X-XX

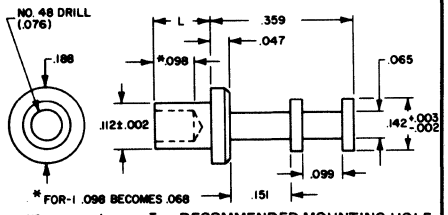

*FOR-1 .098 BECOMES .068

NO.	L	T
10-204-1	.078	1/32
10-204-2	.109	1/16
10-204-3	.141	3/32
10-204-4	.172	1/8
10-204-6	.234	3/16
10-204-8	.297	1/4

RECOMMENDED MOUNTING HOLE .116 DIA (#32 DRILL)

MATERIAL Brass

FINISHES (01) Silver (03) Gold/Copper (05) Electro-Solder

12-210-X-01

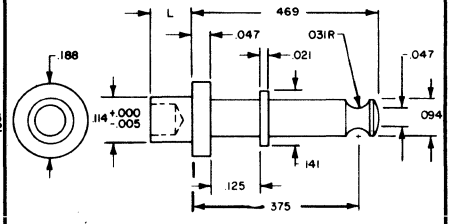

NO.	L	T
12-210-2	.105	1/16
12-210-3	.135	3/32
12-210-4	.165	1/8

MATERIAL Brass

FINISH Silver

10-230-X-01

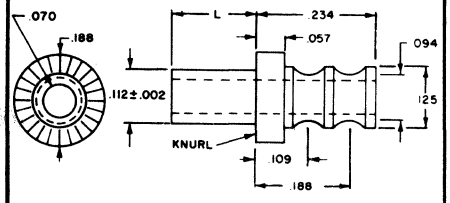

RECOMMENDED MOUNTING HOLE .116 DIA (#32 DRILL)

NO.	L	T
10-230-2	.105	1/16
10-230-3	.135	3/32
10-230-4	.165	1/8

MATERIAL Brass

FINISH Silver

19-246-X-09

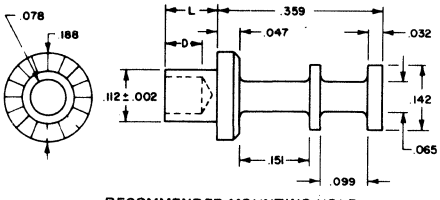

RECOMMENDED MOUNTING HOLE .116 DIA (#32 DRILL)

NO.	L	T	D
19-246-2	.109	1/16	.078
19-246-3	.141	3/32	.094
19-246-4	.172	1/8	.109
19-246-6	.234	3/16	.135

MATERIAL Leaded Commercial Bronze

FINISH Hot Solder Dip

11-226-X-01

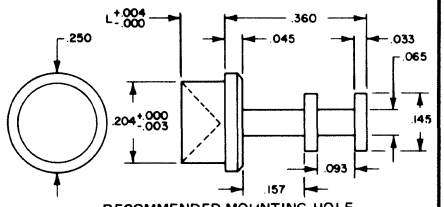

RECOMMENDED MOUNTING HOLE .206 DIA (#5 DRILL)

NO.	L	T
11-226-1	.075	1/32
11-226-2	.105	1/16
11-226-3	.135	3/32
11-226-4	.165	1/8

MATERIAL Brass

FINISH Silver

12-212-X-01

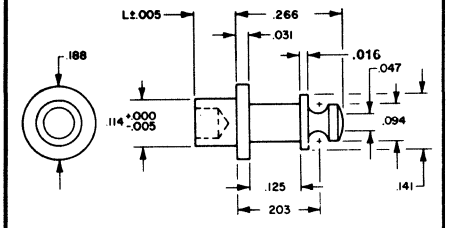

NO	L	T
12-212-1	075	1/32
12-212-2	105	1/16
12-212-3	.135	3/32
12-212-4	.165	1/8

MATERIAL Brass

FINISH Silver

13-205-X-01

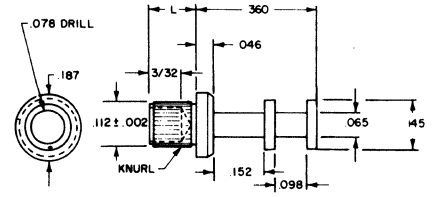

NO.	L	T
13-205-1	075	1/32
13-205-2	105	1/16
13-205-3	.135	3/32
13-205-4	.165	1/8
13-205-5	.195	5/32
13-205-6	230	3/16

RECOMMENDED MOUNTING HOLE .116 DIA (#32 DRILL)

MATERIAL Brass

FINISH Silver

10-211-X-XX

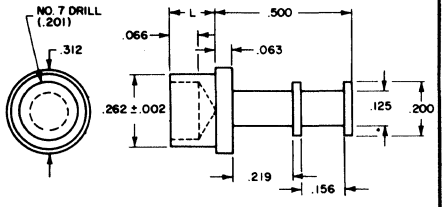

RECOMMENDED MOUNTING HOLE .266 DIA (17/64 DRILL)

NO.	L	T
10-211-2	.109	1/16
10-211-3	.141	3/32
10-211-4	.172	1/8
10-211-6	.234	3/16
10-211-8	.297	1/4

MATERIAL Brass

FINISHES (01) Silver (03) Gold/Copper

13-217-X-01

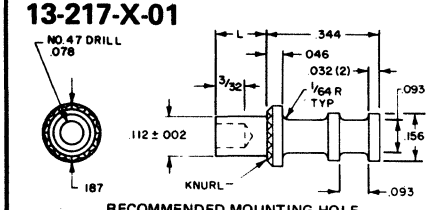

RECOMMENDED MOUNTING HOLE .116 DIA (#32 DRILL)

NO	L	T
13-217-1	075	1/32
13-217-2	.105	1/16
13-217-3	135	3/32
13-217-4	165	1/8
13-217-5	195	5/32
13-217-6	230	3/16

MATERIAL Brass

FINISH Silver

12-240-X-01

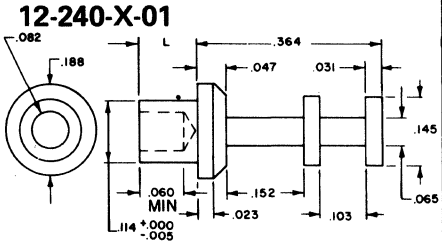

NO.	L	T
12-240-1	.075	1/32
12-240-2	.105	1/16
12-240-3	.135	3/32
12-240-4	.165	1/8

MATERIAL Brass

FINISH Silver

10-222-1-01

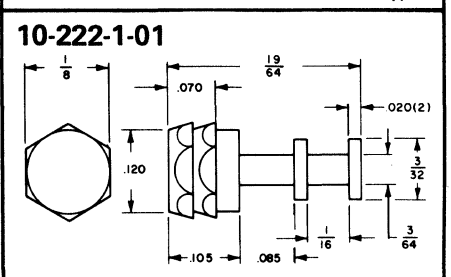

RECOMMENDED MOUNTING HOLE .128 ±.002 DIA PRESS TO .085 MIN DEPTH

MATERIAL Brass

FINISH Silver

FOR ADDITIONAL SIZES AND MATERIALS, CONTACT FACTORY

CONCORD
THE COMPONENT PEOPLE

30 GREAT JONES STREET
NEW YORK, N.Y. 10012-1115
(212) 777-6571 • 1-800-847-4162
FAX (212) 995-0161

10-223-1-01

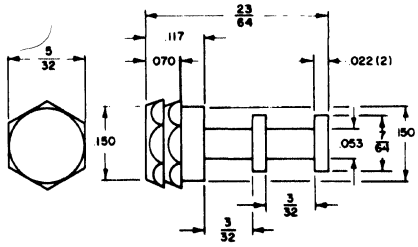

RECOMMENDED MOUNTING HOLE
.161 ±.002 DIA
PRESS TO .085 MIN. DEPTH

MATERIAL
Brass

FINISH
Silver

10-302-X-05

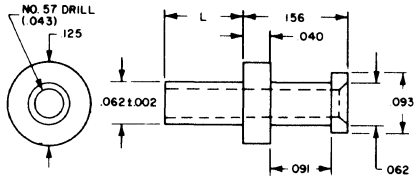

RECOMMENDED MOUNTING HOLE
.067 DIA (#51 DRILL)

NO	L	T
10-302-2	.084	1/16
10-302-3	.115	3/32
10-302-4	.147	1/8

MATERIAL
Brass

FINISH
Electro
Solder Plate

10-335-X-04

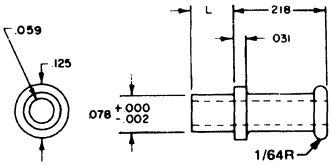

RECOMMENDED MOUNTING HOLE
.081 DIA (#46 DRILL)

NO	L	T
10-335-2	.093	1/16
10-335-3	.125	3/32

MATERIAL
Brass

FINISH
Tin Plate

10-224-1-01

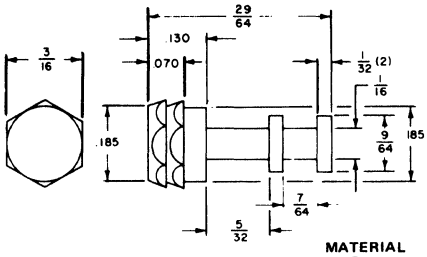

RECOMMENDED MOUNTING HOLE
.195 ±.002 DIA
PRESS TO .085 MIN. DEPTH

MATERIAL
Brass

FINISH
Silver

11-323-X-01

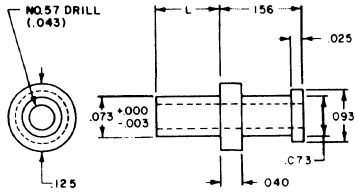

NO.	L	T
11-323-11	.037	1/64
11-323-1	.053	1/32
11-323-2	.084	1/16
11-323-3	.115	3/32
11-323-4	.147	1/8
11-323-5	.178	5/32
11-323-6	.209	3/16

RECOMMENDED MOUNTING HOLE
.076 DIA
(#48 DRILL)

MATERIAL
Brass

FINISH
Silver

12-312-X-01

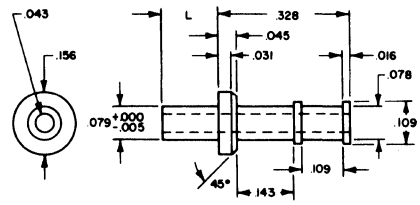

RECOMMENDED MOUNTING HOLE

NO.	L	T
12-312-1	.075	1/32
12-312-2	.105	1/16
12-312-3	.135	3/32
12-312-4	.165	1/8

MATERIAL
Brass

FINISH
Silver

10-308-X-01

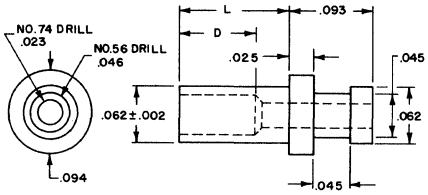

RECOMMENDED MOUNTING HOLE
.067 DIA (#51 DRILL)

NO.	L	T	D
10-308-11	.025	1/64	.020
10-308-1	.045	1/32	.040
10-308-2	.094	1/16	.089
10-308-3	.125	3/32	.089

MATERIAL
Brass

FINISH
Silver

10-301-X-01

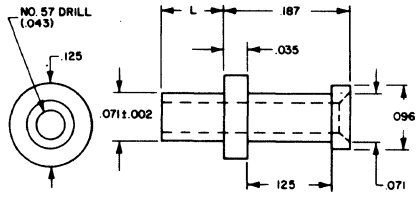

RECOMMENDED MOUNTING HOLE
.076 DIA (#48 DRILL)

NO.	L	T
10-301-1	.062	1/32
10-301-2	.094	1/16
10-301-3	.125	3/32
10-301-4	.156	1/8

MATERIAL
Brass

FINISH
Silver

13-315-X-01

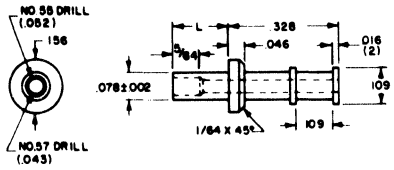

RECOMMENDED MOUNTING HOLE
.082 DIA (#45 DRILL)

NO	L	T
13-315-1	.075	1/32
13-315-2	.105	1/16
13-315-3	.135	3/32
13-315-4	.165	1/8

MATERIAL
Brass

FINISH
Silver

10-333-2-XX

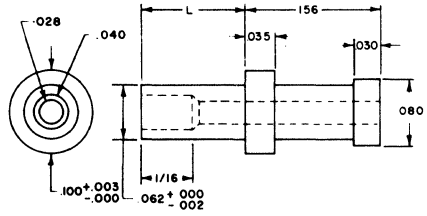

RECOMMENDED MOUNTING HOLE
.064 DIA (#52 DRILL)

NO	L	T
10-333-2	.094	1/16

MATERIAL
Brass

FINISH
Silver/
Tin Plate

13-341-X-01

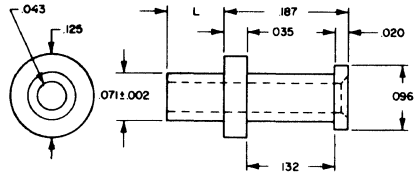

RECOMMENDED MOUNTING HOLE
.076 DIA (#48 DRILL)

NO.	L	T
13-341-11	.037	1/64
13-341-1	.054	1/32
13-341-2	.084	1/16
13-341-3	.115	3/32
13-341-4	.147	1/8

MATERIAL
Brass

FINISH
Silver

10-330-X-04

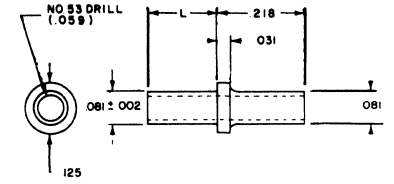

RECOMMENDED MOUNTING HOLE
.086 DIA (#44 DRILL)

NO	L	T
10-330-2A	.094	3/64
10-330-2	.109	1/16
10-330-3	.141	3/32

MATERIAL
Brass

FINISH
Electro-Tin

10-360-2-05

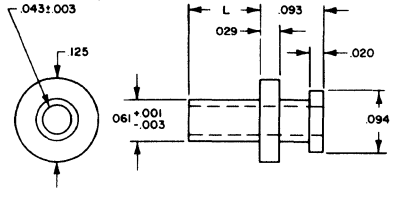

RECOMMENDED MOUNTING HOLE
.064 DIA (#52 DRILL)

NO.	L	T
10-360-2	.105	1/16

MATERIAL
Brass

FINISH
Electro
Solder Plate

14-346-X-05

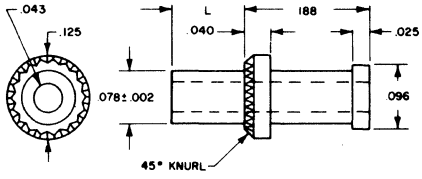

RECOMMENDED MOUNTING HOLE
.082 DIA (#45 DRILL)

NO.	L	T
14-346-2	.109	1/16
14-346-3	.135	3/32
14-346-4	.172	1/8

MATERIAL
Leaded
Commercial Bronze

FINISH
Electro
Solder Plate

10-331-X-04

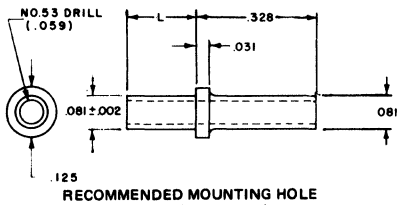

RECOMMENDED MOUNTING HOLE
.086 DIA (#44 DRILL)

NO	L	T
10-331-2	.109	1/16
10-331-3	.141	3/32
10-331-4	.172	1/8

MATERIAL
Brass

FINISH
Electro-Tin

FOR ADDITIONAL SIZES AND MATERIALS, CONTACT FACTORY

CONCORD
THE COMPONENT PEOPLE

30 GREAT JONES STREET
NEW YORK, N.Y. 10012-1115
(212) 777-6571 • TWX 710-581-4930
FAX (212) 995-0161

11-320-X-01

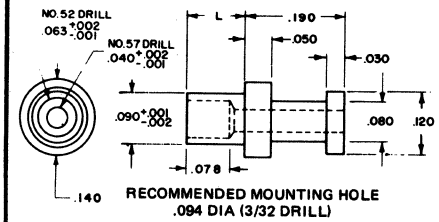

RECOMMENDED MOUNTING HOLE
.094 DIA (3/32 DRILL)

NO.	L	T
11-320-1	.075	1/32
11-320-2	.105	1/16
11-320-3	.135	3/32
11-320-4	.165	1/8

MATERIAL
Brass

FINISH
Silver

11-307-X-01

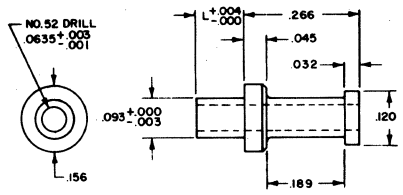

RECOMMENDED MOUNTING HOLE
.096 DIA (#41 DRILL)

NO	L	T
11-307-1	.075	1/32
11-307-2	.105	1/16
11-307-3	.135	3/32
11-307-4	.165	1/8

MATERIAL
Brass

FINISH
Silver

12-317-X-01

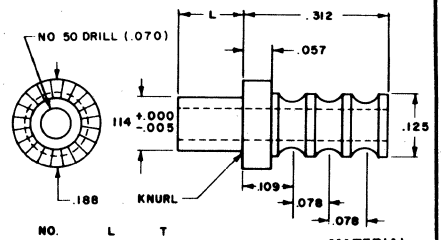

NO.	L	T
12-317-1	.075	1/32
12-317-2	.105	1/16
12-317-3	.135	3/32
12-317-4	.165	1/8

MATERIAL
Brass

FINISH
Silver

12-303-X-01

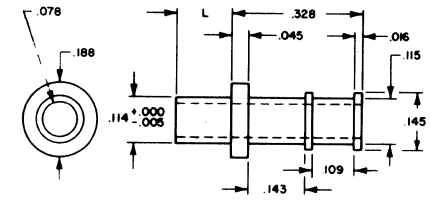

NO	L	T
12-303-1	.075	1/32
12-303-2	105	1/16
12-303-3	.135	3/32
12-303-4	.165	1/8

MATERIAL
Brass

FINISH
Silver

10-305-X-01

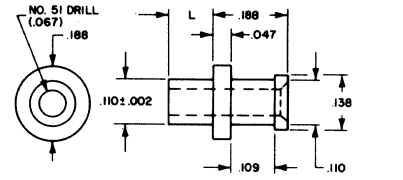

RECOMMENDED MOUNTING HOLE
.113 DIA (#33 DRILL)

NO.	L	T
10-305-1	.078	1/32
10-305-2	.109	1/16
10-305-3	.141	3/32
10-305-4	.172	1/8

MATERIAL
Brass

FINISH
Silver

11-309-X-01

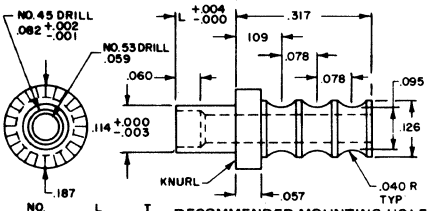

NO.	L	T
11-309-1	.075	1/32
11-309-2	.105	1/16
11-309-3	.135	3/32
11-309-4	.165	1/8
11-309-5	.195	5/32
11-309-6	.230	3/16

RECOMMENDED MOUNTING HOLE
.116 DIA (#32 DRILL)

MATERIAL
Brass

FINISH
Silver

10-321-X-01

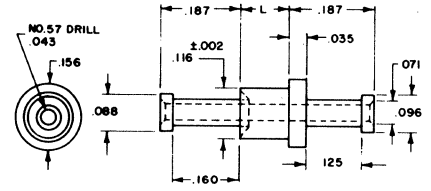

RECOMMENDED MOUNTING HOLE
.120 DIA (#31 DRILL)

NO.	L	T
10-321-1	.062	1/32
10-321-2	094	1/16
10-321-3	.125	3/32
10-321-4	.156	1/8

MATERIAL
Brass

FINISH
Silver

12-306-X-01

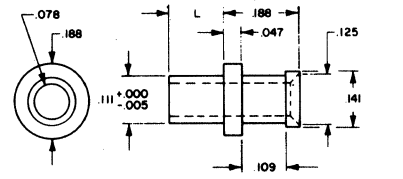

NO.	L	T
12-306-1	.075	1/32
12-306-2	.105	1/16
12-306-3	.135	3/32
12-306-4	.165	1/8

MATERIAL
Brass

FINISH
Silver

10-349-X-05

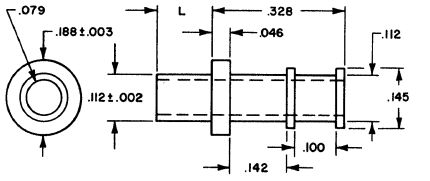

RECOMMENDED MOUNTING HOLE
.116 DIA (#32 DRILL)

NO.	L	T
10-349-2	.109	1/16
10-349-3	.141	3/32
10-349-4	.172	1/8

MATERIAL
Brass

FINISH
Electro
Solder Plate

11-313-X-01

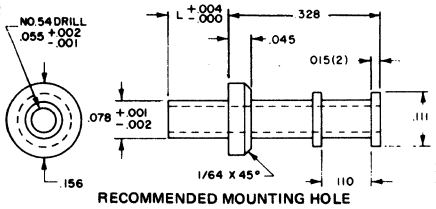

RECOMMENDED MOUNTING HOLE
.081 DIA (#46 DRILL)

NO	L	T
11-313-1	.075	1/32
11-313-2	.105	1/16
11-313-3	.135	3/32
11-313-4	.165	1/8

MATERIAL
Brass

FINISH
Silver

13-310-X-01

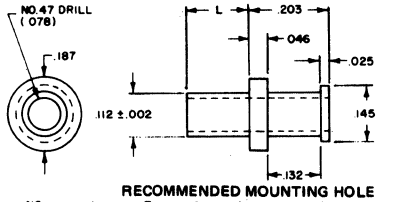

RECOMMENDED MOUNTING HOLE
.116 DIA (#32 DRILL)

NO.	L	T
13-310-1	.075	1/32
13-310-2	.105	1/16
13-310-3	.135	3/32
13-310-4	.165	1/8
13-310-5	.195	5/32
13-310-6	.230	3/16

MATERIAL
Brass

FINISH
Silver

11-318-X-01

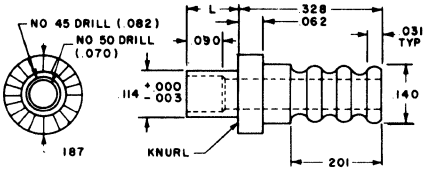

RECOMMENDED MOUNTING HOLE
.116 DIA (#32 DRILL)

NO	L	T
11-318-1	.075	1/32
11-318-2	.105	1/16
11-318-3	.135	3/32
11-318-4	.165	1/8

MATERIAL
Brass

FINISH
Silver

14-345-X-05

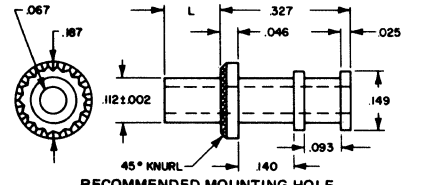

RECOMMENDED MOUNTING HOLE
.116 DIA (#32 DRILL)

NO.	L	T
14-345-2	.109	1/16
14-345-3	.135	3/32
14-345-4	.172	1/8
14-345-5	.195	5/32

MATERIAL
Leaded
Commercial
Bronze

FINISH
Electro
Solder Plate

10-311-X-01

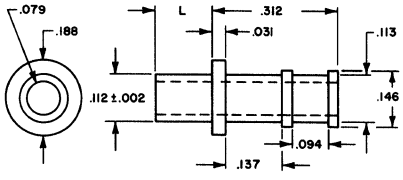

RECOMMENDED MOUNTING HOLE
.116 DIA (#32 DRILL)

NO.	L	T
10-311-1	.078	1/32
10-311-2	.109	1/16
10-311-3	.141	3/32
10-311-4	.172	1/8
10-311-6	.234	3/16
10-311-8	.297	1/4

MATERIAL
Brass

FINISH
Silver

13-316-X-01

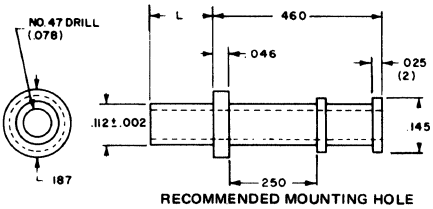

RECOMMENDED MOUNTING HOLE
.116 DIA (#32 DRILL)

NO.	L	T
13-316-1	075	1/32
13-316-2	.105	1/16
13-316-3	135	3/32
13-316-4	.165	1/8

MATERIAL
Brass

FINISH
Silver

FOR ADDITIONAL SIZES AND MATERIALS, CONTACT FACTORY

CONCORD
THE COMPONENT PEOPLE

30 GREAT JONES STREET
NEW YORK, N.Y. 10012-1115
(212) 777-6571 • TWX 710-581-4930
FAX (212) 995-0161

14-347-X-05

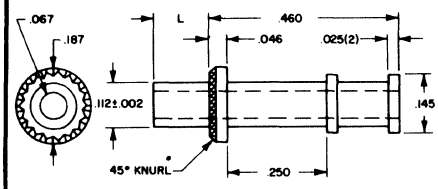

RECOMMENDED MOUNTING HOLE
.116 DIA (#32 DRILL)

NO.	L	T
14-347-2	.109	1/16
14-347-3	.135	3/32
14-347-4	.172	1/8
14-347-5	.195	5/32

MATERIAL
Leaded Commercial Bronze

FINISH
Electro Solder Plate

10-304-X-01

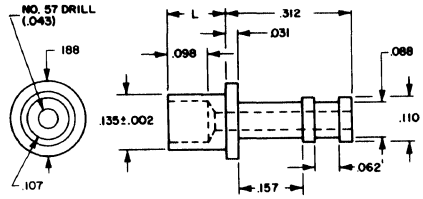

RECOMMENDED MOUNTING HOLE
.1405 DIA (#28 DRILL)

NO	L	T
10-304-2	.109	1/16
10-304-3	.141	3/32
10-304-4	.172	1/8
10-304-6	.234	3/16

MATERIAL
Brass

FINISH
Silver

10-431-X-05

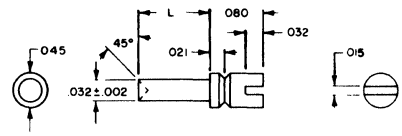

RECOMMENDED MOUNTING HOLE
.036 DIA (#64 DRILL)

NO	L	T
10-431-11	.030	1/64
10-431-1	.045	1/32
10-431-2	.077	1/16
10-431-3	.108	3/32
10-431-4	.139	1/8

MATERIAL
Brass

FINISH
Electro-Solder

10-336-X-04

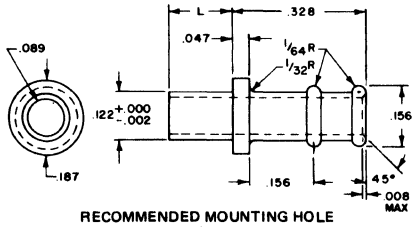

RECOMMENDED MOUNTING HOLE
.125 DIA (1/8 DRILL)

NO.	L	T
10-336-1	.109	1/16
10-336-2	.125	3/32
10-336-3	.156	1/8

MATERIAL
Brass

FINISH
Electro-Tin

12-325-X-01

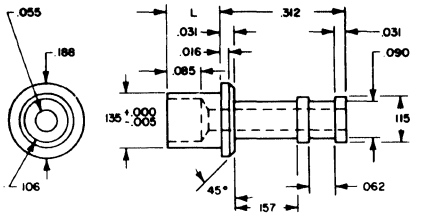

NO.	L	T
12-325-2	.105	1/16
12-325-3	.135	3/32
12-325-4	.165	1/8

MATERIAL
Brass

FINISH
Silver

12-444-X-01

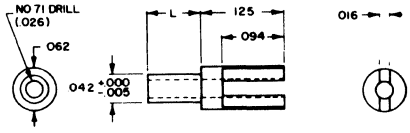

NO	L	T
12-444-11	.037	1/64
12-444-1	.053	1/32
12-444-2	.084	1/16
12-444-3	.115	3/32
12-444-4	.147	1/8

MATERIAL
Brass

FINISH
Silver

10-329-X-04

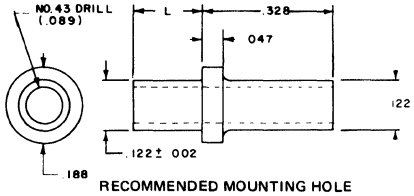

RECOMMENDED MOUNTING HOLE
.125 DIA (1/8 DRILL)

NO.	L	T
10-329-2	.109	1/16
10-329-3	.141	3/32
10-329-4	.172	1/8
10-329-5	.203	5/32
10-329-6	.234	3/16

MATERIAL
Brass

FINISH
Electro-Tin

14-351-X-05

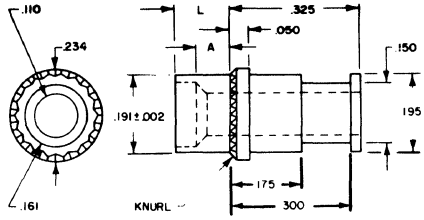

NO	L	A	T
14-351-2	.109	.054	1/16
14-351-3	.135	.084	3/32
14-351-4	.172	.113	1/8
14-351-5	.195	.145	5/32
14-351-6	.230	.171	3/16

RECOMMENDED MOUNTING HOLE
.196 DIA
(#9 DRILL)

MATERIAL
Leaded Commercial Bronze

FINISH
Electro Solder Plate

12-461-X-01

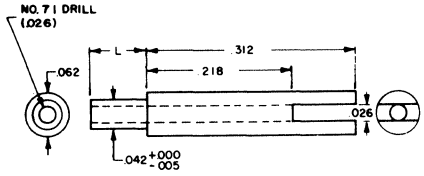

NO.	L	T
12-461-11	.037	1/64
12-461-1	.053	1/32
12-461-2	.084	1/16
12-461-3	.115	3/32
12-461-4	.147	1/8

MATERIAL
Brass

FINISH
Silver

10-337-X-04

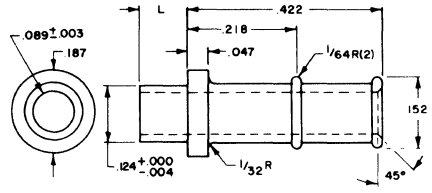

RECOMMENDED MOUNTING HOLE
.125 DIA (1/8 DRILL)

NO	L	T
10-337-2	.109	1/16
10-337-3	.141	3/32
10-337-4	.172	1/8

MATERIAL
Brass

FINISH
Electro-Tin

14-350-X-05

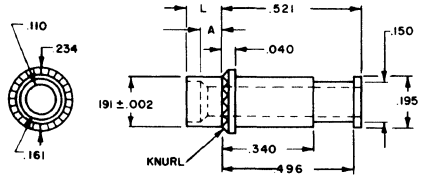

RECOMMENDED MOUNTING HOLE
.196 DIA (#9 DRILL)

NO.	L	A	T
14-350-2	.109	.054	1/16
14-350-3	.135	.084	3/32
14-350-4	.172	.113	1/8
14-350-5	.195	.145	5/32
14-350-6	.230	.171	3/16

MATERIAL
Leaded Commercial Bronze

FINISH
Electro Solder Plate

10-453-X-01

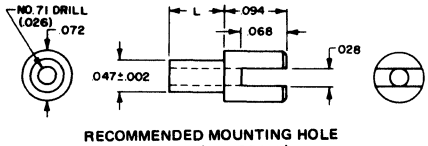

RECOMMENDED MOUNTING HOLE
.052 DIA (#55 DRILL)

NO.	L	T
10-453-11	.035	1/64
10-453-1	.051	1/32
10-453-2	.082	1/16
10-453-3	.113	3/32
10-453-4	.145	1/8
10-453-6	.207	3/16
10-453-8	.270	1/4

MATERIAL
Brass

FINISH
Silver

10-332-4A-04

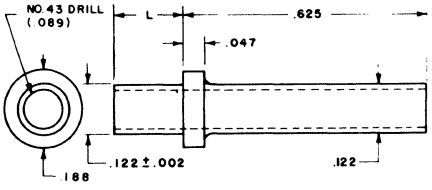

RECOMMENDED MOUNTING HOLE
.125 DIA (1/8 DRILL)

NO.	L	T
10-332-4A	.156	7/64

MATERIAL
Brass

FINISH
Tin Plate

12-464-X-01

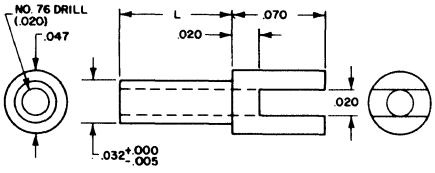

.NO.	L	T
12-464-11	.037	1/64
12-464-1	.053	1/32
12-464-2	.084	1/16
12-464-3	.115	3/32
12-464-4	.147	1/8

MATERIAL
Brass

FINISH
Silver

10-413-X-01

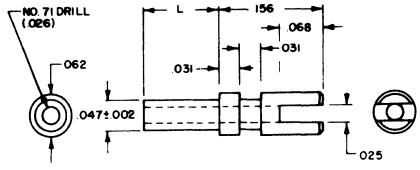

NO	L	T
10-413-11	.035	1/64
10-413-1	.051	1/32
10-413-2	.082	1/16
10-413-3	.113	3/32
10-413-4	.145	1/8
10-413-6	.207	3/16
10-413-8	.270	1/4

RECOMMENDED MOUNTING HOLE
.052 DIA
(#55 DRILL)

MATERIAL
Brass

FINISH
Silver

FOR ADDITIONAL SIZES AND MATERIALS, CONTACT FACTORY

CONCORD
THE COMPONENT PEOPLE

30 GREAT JONES STREET
NEW YORK, N.Y. 10012-1115
(212) 777-6571 • TWX 710-581-4930
FAX (212) 995-0161

TAPERED SOCKETS/TERMINALS

13-815-X-01

RECOMMENDED MOUNTING HOLE .1495 DIA (#25 DRILL)

BASIC PART NO. FINISH

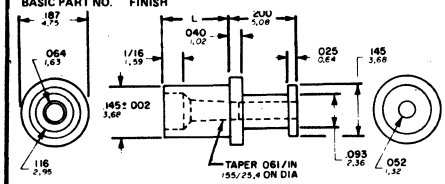

PART NO	L	BOARD THICKNESS
13-815-1	.075 (1,90)	1/32 (0,79)
13-815-2	.105 (2,67)	1/16 (1,59)
13-815-3	.135 (3,43)	3/32 (2,38)
13-815-4	.165 (4,18)	1/8 (3,18)
13-815-5	.195 (4,95)	5/32 (3,97)
13-815-6	.230 (5,84)	3/16 (4,76)

PART NO. 13-815-X-01 — MATERIAL BRASS — STANDARD FINISH SILVER

11-840-X-01

RECOMMENDED MOUNTING HOLE .1495 DIA (#25 DRILL)

BASIC PART NO. FINISH

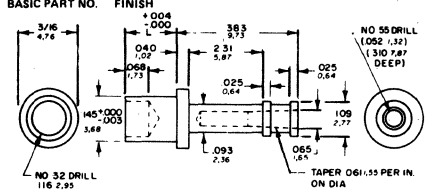

PART NO	L	BOARD THICKNESS
11-840-1	.075 (1,90)	1/32 (0,79)
11-840-2	.105 (2,67)	1/16 (1,59)
11-840-3	.135 (3,43)	3/32 (2,38)
11-840-4	.165 (4,19)	1/8 (3,18)
11-840-5	.195 (4,95)	5/32 (3,97)

PART NO. 11-840-X-01 — MATERIAL BRASS — STANDARD FINISH SILVER

10-811-X-04

RECOMMENDED MOUNTING HOLE .1495 DIA (#25 DRILL)

BASIC PART NO. FINISH

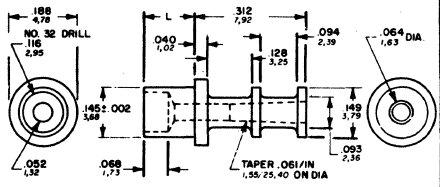

PART NO. 10-811-X-04

MATERIAL BRASS

STANDARD FINISH ELECTRO-TIN/COPPER

PART NO.	L	BOARD THICKNESS
10-811-1	.078 (1,98)	1/32 (0,79)
10-811-2	.109 (2,77)	1/16 (1,59)
10-811-3	.141 (3,58)	3/32 (2,38)
10-811-4	.172 (4,37)	1/8 (3,18)
10-811-6	.234 (5,94)	3/16 (4,76)
10-811-8	.297 (7,54)	1/4 (6,35)

13-816-X-01

RECOMMENDED MOUNTING HOLE .1495 DIA (#25 DRILL)

BASIC PART NO. FINISH

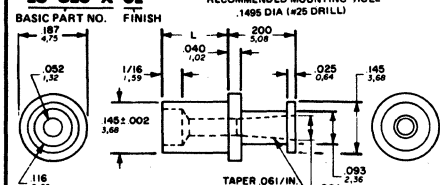

PART NO.	L	BOARD THICKNESS
13-816-1	.075 (1,90)	1/32 (0,79)
13-816-2	.105 (2,67)	1/16 (1,59)
13-816-3	.135 (3,43)	3/32 (2,38)
13-816-4	.165 (4,18)	1/8 (3,18)
13-816-5	.195 (4,95)	5/32 (3,97)
13-816-6	.230 (5,84)	3/16 (4,76)

PART NO. 13-816-X-01 — MATERIAL BRASS — STANDARD FINISH SILVER

10-817-X-04

RECOMMENDED MOUNTING HOLE .1495 DIA (#25 DRILL)

BASIC PART NO. FINISH

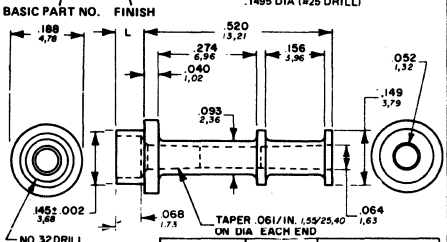

PART NO 10-817-X-04 — MATERIAL BRASS

STANDARD FINISH ELECTRO-TIN/COPPER

PART NO.	L	BOARD THICKNESS
10-817-1	.078 (1,98)	1/32 (0,79)
10-817-2	.109 (2,77)	1/16 (1,59)
10-817-3	.141 (3,58)	3/32 (2,38)
10-817-4	.172 (4,37)	1/8 (3,18)
10-817-6	.234 (5,94)	3/16 (4,76)
10-817-8	.297 (7,54)	1/4 (6,35)

10-810-X-04

RECOMMENDED MOUNTING HOLE .1495 DIA (#25 DRILL)

BASIC PART NO. FINISH

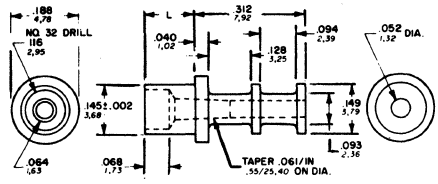

PART NO 10-810-X-04

MATERIAL BRASS

STANDARD FINISH ELECTRO-TIN/COPPER

PART NO	L	BOARD THICKNESS
10-810-1	.078 (1,98)	1/32 (0,79)
10-810-2	.109 (2,77)	1/16 (1,59)
10-810-3	.141 (3,58)	3/32 (2,38)
10-810-4	.172 (4,37)	1/8 (3,18)
10-810-6	.234 (5,94)	3/16 (4,76)
10-810-8	.297 (7,54)	1/4 (6,35)

12-845-X-01

BASIC PART NO. FINISH

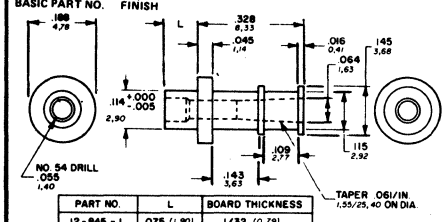

PART NO.	L	BOARD THICKNESS
12-845-1	.075 (1,90)	1/32 (0,79)
12-845-2	.105 (2,67)	1/16 (1,59)
12-845-3	.135 (3,43)	3/32 (2,38)
12-845-4	.165 (4,18)	1/8 (3,18)
12-845-5	.195 (4,95)	5/32 (3,97)
12-845-6	.230 (5,84)	3/16 (4,76)

PART NO. 12-845-X-01 — MATERIAL BRASS — STANDARD FINISH SILVER

10-809-X-04

RECOMMENDED MOUNTING HOLE .116 ±.001 DIA (#32 DRILL)

BASIC PART NO. FINISH

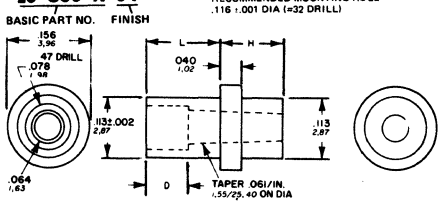

PART NO.	L	H	D	BOARD THICKNESS
10-809-1	.078 (1,98)	.180 (4,57)	.082 (2,08)	1/32 (0,79)
10-809-2	.109 (2,77)	.149 (3,79)	.082 (2,08)	1/16 (1,59)
10-809-3	.141 (3,58)	.117 (2,97)	.082 (2,08)	3/32 (2,38)
10-809-4	.172 (4,37)	.086 (2,18)	.082 (2,08)	1/8 (3,18)
10-809-6	.234 (5,94)	.086 (2,18)	.144 (3,66)	3/16 (4,76)
10-809-8	.297 (7,54)	.086 (2,18)	.207 (5,26)	1/4 (6,35)

PART NO. 10-809-X-04 — MATERIAL BRASS — STANDARD FINISH ELECTRO-TIN/COPPER

10-814-X-04

RECOMMENDED MOUNTING HOLE .116 DIA (#32 DRILL)

BASIC PART NO. FINISH

*FOR -01 ONLY, THIS DIMENSION IS .042 (1,07)

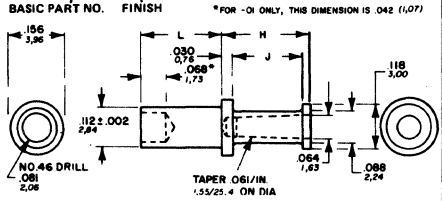

PART NO.	L	H	J	BOARD THICKNESS
10-814-1	.078 (1,98)	.281 (7,14)	.231 (5,87)	1/32 (0,79)
10-814-2	.109 (2,77)	.281 (7,14)	.231 (5,87)	1/16 (1,59)
10-814-3	.141 (3,58)	.250 (6,35)	.200 (5,08)	3/32 (2,38)
10-814-4	.172 (4,37)	.250 (6,35)	.200 (5,08)	1/8 (3,18)
10-814-6	.234 (5,94)	.250 (6,35)	.200 (5,08)	3/16 (4,76)
10-814-8	.297 (7,54)	.250 (6,35)	.200 (5,08)	1/4 (6,35)

PART NO. 10-814-X-04 — MATERIAL BRASS — STANDARD FINISH ELECTRO-TIN/COPPER

12-846-X-01

BASIC PART NO. FINISH

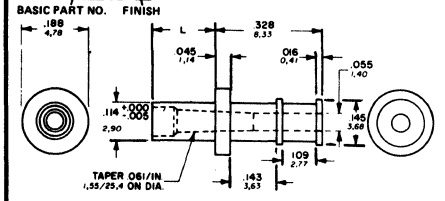

PART NO.	L	BOARD THICKNESS
12-846-1	.075 (1,90)	1/32 (0,79)
12-846-2	.105 (2,67)	1/16 (1,59)
12-846-3	.135 (3,43)	3/32 (2,38)
12-846-4	.165 (4,18)	1/8 (3,18)
12-846-5	.195 (4,95)	5/32 (3,97)
12-846-6	.230 (5,84)	3/16 (4,76)

PART NO. 12-846-X-01 — MATERIAL BRASS — STANDARD FINISH SILVER

11-882-X-01

RECOMMENDED MOUNTING HOLE .147 DIA (#26 DRILL)

BASIC PART NO. FINISH

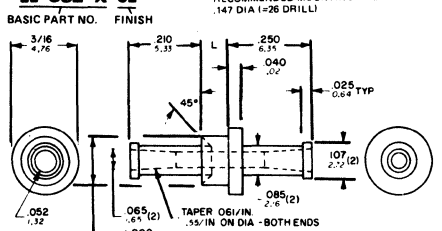

PART NO 11-882-X-01

MATERIAL BRASS

STANDARD FINISH SILVER

PART NO	L	BOARD THICKNESS
11-882-1	.075 (1,90)	1/32 (0,79)
11-882-2	.105 (2,67)	1/16 (1,59)
11-882-3	.135 (3,43)	3/32 (2,38)
11-882-4	.165 (4,18)	1/8 (3,18)
11-882-5	.195 (4,95)	5/32 (3,97)

10-8011-X-04

RECOMMENDED MOUNTING HOLE .116 DIA (#32 DRILL)

BASIC PART NO. FINISH

*FOR -01 ONLY, THIS DIMENSION IS .042 (1,07)

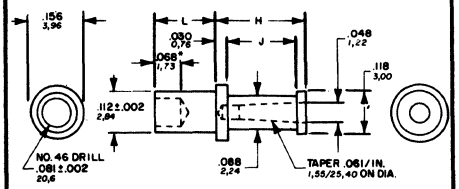

PART NO.	L	H	J	BOARD THICKNESS
10-8011-1	.078 (1,98)	.281 (7,14)	.231 (5,87)	1/32 (0,79)
10-8011-2	.109 (2,77)	.281 (7,14)	.231 (5,87)	1/16 (1,59)
10-8011-3	.141 (3,58)	.250 (6,35)	.200 (5,08)	3/32 (2,38)
10-8011-4	.172 (4,37)	.250 (6,35)	.200 (5,08)	1/8 (3,18)
10-8011-6	.234 (5,94)	.250 (6,35)	.200 (5,08)	3/16 (4,76)
10-8011-8	.297 (7,54)	.250 (6,35)	.200 (5,08)	1/4 (6,35)

PART NO. 10-8011-X-04 — MATERIAL BRASS — STANDARD FINISH ELECTRO-TIN/COPPER

12-826-X-01

BASIC PART NO. FINISH

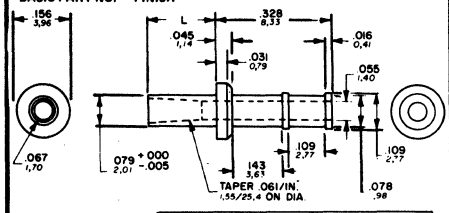

PART NO. 12-826-X-01

MATERIAL BRASS

STANDARD FINISH SILVER

PART NO	L	BOARD THICKNESS
12-826-1	.075 (1,90)	1/32 (0,79)
12-826-2	.105 (2,67)	1/16 (1,59)
12-826-3	.135 (3,43)	3/32 (2,38)
12-826-4	.165 (4,18)	1/8 (3,18)
12-826-5	.195 (4,95)	5/32 (3,97)
12-826-6	.230 (5,84)	3/16 (4,76)

10-812-X-04

RECOMMENDED MOUNTING HOLE .147 DIA (#26 DRILL)

BASIC PART NO. FINISH

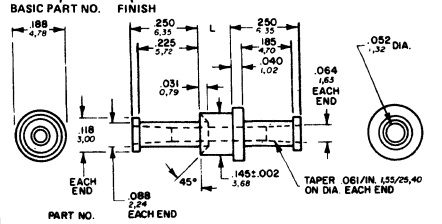

PART NO. 10-812-X-04

MATERIAL BRASS

STANDARD FINISH ELECTRO-TIN/COPPER

PART NO	L	BOARD THICKNESS
10-812-1	.062 (1,57)	1/32 (0,79)
10-812-2	.094 (2,39)	1/16 (1,59)
10-812-3	.125 (3,18)	3/32 (2,38)
10-812-4	.156 (3,96)	1/8 (3,18)
10-812-6	.219 (5,56)	3/16 (4,76)
10-812-8	.281 (7,14)	1/4 (6,35)

MOST ITEMS ARE IN STOCK AND SHIPPED OUT THE SAME DAY

FOR ADDITIONAL SIZES AND MATERIALS, CONTACT FACTORY

CONCORD
THE COMPONENT PEOPLE

30 GREAT JONES STREET
NEW YORK, N.Y. 10012-1115
(212) 777-6571 • TWX 710-581-4930
FAX (212) 995-0161

12-462-X-01

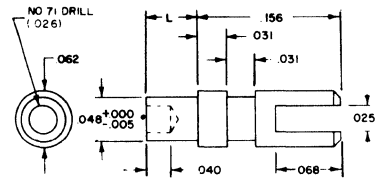

NO	L	T
12-462-11	.037	1/64
12-462-1	.053	1/32
12-462-2	.084	1/16
12-462-3	.115	3/32
12-462-4	.147	1/8
12-462-6	.209	3/16

MATERIAL Brass

FINISH Silver

12-459-X-01

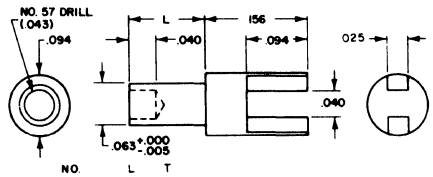

NO.	L	T
12-459-11	.037	1/64
12-459-1	.053	1/32
12-459-2	.084	1/16
12-459-3	.115	3/32
12-459-4	.147	1/8
12-459-5	.178	5/32
12-459-6	.209	3/16

MATERIAL Brass

FINISH Silver

12-430-X-01

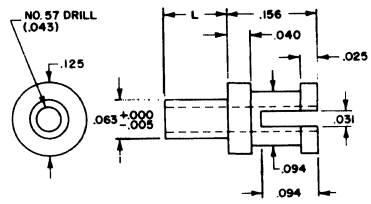

NO.	L	T
12-430-11	.037	1/64
12-430-1	.053	1/32
12-430-2	.084	1/16
12-430-3	.115	3/32
12-430-4	.147	1/8

MATERIAL Brass

FINISH Silver

10-414-X-01

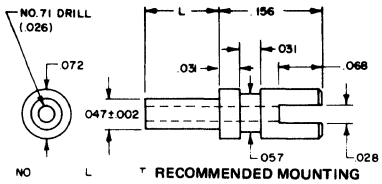

NO	L	T
10-414-11	.035	1/64
10-414-1	.051	1/32
10-414-2	.082	1/16
10-414-3	.113	3/32
10-414-4	.145	1/8
10-414-6	.207	3/16
10-414-8	.270	1/4

RECOMMENDED MOUNTING HOLE .052 DIA. (#55 DRILL)

MATERIAL Brass

FINISH Silver

10-489-X-01

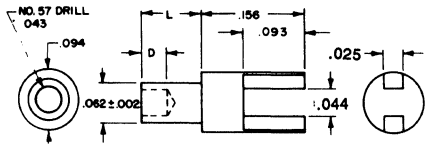

RECOMMENDED MOUNTING HOLE .067 DIA (#51 DRILL)

NO.	L	T	D
10-489-11	.025	1/64	.040
10-489-1	.045	1/32	.040
10-489-2	.094	1/16	.062
10-489-3	.125	3/32	.062
10-489-4	.156	1/8	.062

MATERIAL Brass

FINISH Silver

12-447-X-01

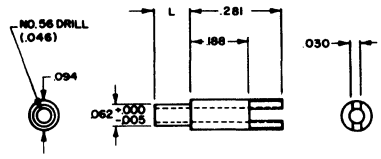

NO.	L	T
12-447-11	.037	1/64
12-447-1	.053	1/32
12-447-2	.084	1/16
12-447-3	.115	3/32
12-447-4	.147	1/8

MATERIAL Brass

FINISH Silver

10-415-X-01

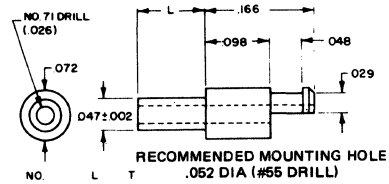

RECOMMENDED MOUNTING HOLE .052 DIA (#55 DRILL)

NO.	L	T
10-415-11	.035	1/64
10-415-1	.051	1/32
10-415-2	.082	1/16
10-415-3	.113	3/32
10-415-4	.145	1/8
10-415-6	.207	3/16
10-415-8	.270	1/4

MATERIAL Brass

FINISH Silver

10-477-X-01

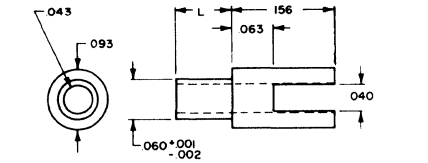

RECOMMENDED MOUNTING HOLE .064 DIA (#51 DRILL)

NO.	L	T
10-477-11	.037	1/64
10-477-1	.053	1/32
10-477-2	.084	1/16
10-477-3	.115	3/32
10-477-4	.147	1/8
10-477-5	.179	5/32
10-477-6	.218	3/16

MATERIAL Brass

FINISH Silver

12-460-X-01

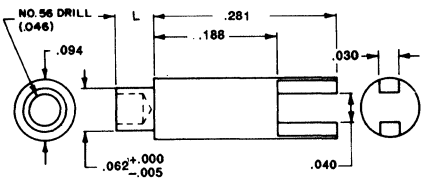

NO.	L	T
12-460-11	.037	1/64
12-460-1	.053	1/32
12-460-2	.084	1/16
12-460-3	.115	3/32
12-460-4	.147	1/8

MATERIAL Brass

FINISH Silver

10-401-X-01

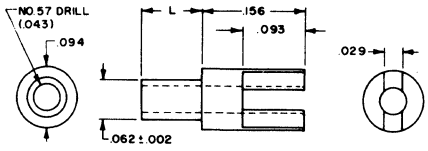

RECOMMENDED MOUNTING HOLE .067 DIA (#51 DRILL)

NO.	L	T
10-401-11	.025	1/64
10-401-1	.045	1/32
10-401-2	.094	1/16
10-401-3	.125	3/32
10-401-4	.156	1/8
10-401-6	.219	3/16
10-401-8	.281	1/4

MATERIAL Brass

FINISH Silver

12-449-X-01

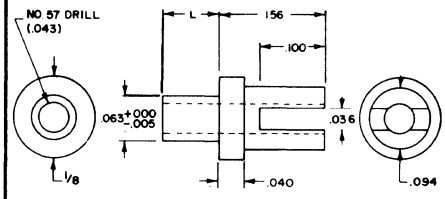

NO	L	T
12-449-11	.037	1/64
12-449-1	.053	1/32
12-449-2	.084	1/16
12-449-3	.115	3/32
12-449-4	.147	1/8

MATERIAL Brass

FINISH Silver

12-448-X-01

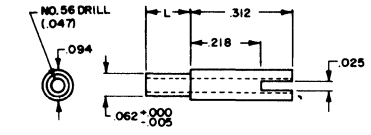

NO.	L	T
12-448-11	.037	1/64
12-448-1	.053	1/32
12-448-2	.084	1/16
12-448-3	.115	3/32
12-448-4	.147	1/8

MATERIAL Brass

FINISH Silver

12-471-X-01

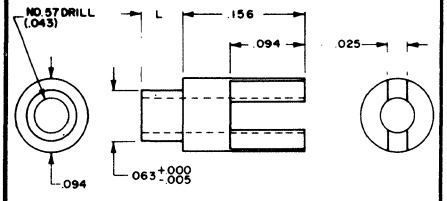

NO	L	T	NO	L	T
12-471-11	.037	1/64	12-471-4	.147	1/8
12-471-1	.053	1/32	12-471-5	.178	5/32
12-471-2	.084	1/16	12-471-6	.209	3/16
12-471-3	.115	3/32			

MATERIAL Brass

FINISH Silver

12-416-X-01

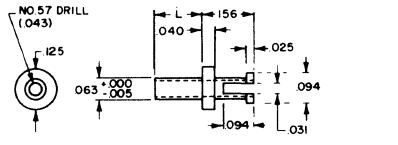

NO.	L	T
12-416-11	.037	1/64
12-416-1	.053	1/32
12-416-2	.084	1/16
12-416-3	.115	3/32
12-416-4	.147	1/8

MATERIAL Brass

FINISH Silver

10-457-X-XX

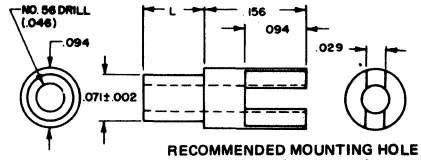

RECOMMENDED MOUNTING HOLE .076 DIA (#48 DRILL)

NO.	L	T
10-457-11	.025	1/64
10-457-1	.045	1/32
10-457-2	.094	1/16
10-457-3	.125	3/32
10-457-4	.156	1/8
10-457-6	.219	3/16
10-457-8	.281	1/4

MATERIAL Brass

FINISHES
(01) Silver
(05) Electro-Solder

FOR ADDITIONAL SIZES AND MATERIALS, CONTACT FACTORY

CONCORD
THE COMPONENT PEOPLE

30 GREAT JONES STREET
NEW YORK, N.Y. 10012-1115
(212) 777-6571 • 1-800-847-4162
FAX (212) 995-0161

TERMINALS

11-466-X-01

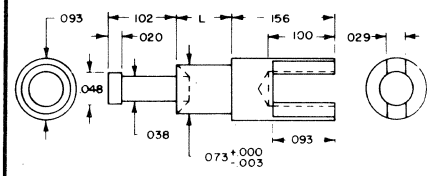

RECOMMENDED MOUNTING HOLE
.076 DIA (#48 DRILL)

NO	L	T
11-466-1	.051	1/32
11-466-2	.082	1/16
11-466-3	.113	3/32
11-466-4	.145	1/8

MATERIAL
Brass

FINISH
Silver

10-419-X-01

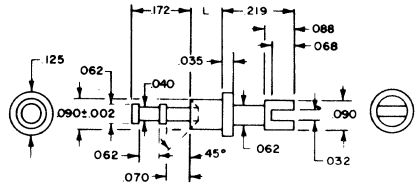

RECOMMENDED MOUNTING HOLE
.094 ±.002 DIA (#42 DRILL)

NO	L	T
10-419-1	.075	1/32
10-419-2	.105	1/16
10-419-3	.135	3/32
10-419-4	.165	1/8

MATERIAL
Brass

FINISH
Silver

12-442-X-01

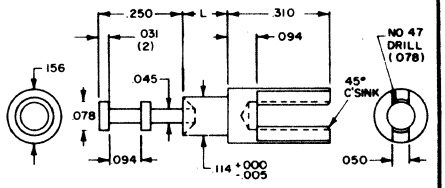

NO.	L	T
12-442-2	.105	1/16
12-442-3	.135	3/32
12-442-4	.165	1/8

MATERIAL
Brass

FINISH
Silver

10-458-X-01

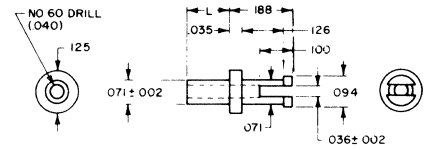

RECOMMENDED MOUNTING HOLE
.076 DIA (#48 DRILL)

NO	L	T
10-458-1	.062	1/32
10-458-2	.094	1/16
10-458-3	.125	3/32
10-458-4	.156	1/8

MATERIAL
Brass

FINISH
Silver

12-412-X-01

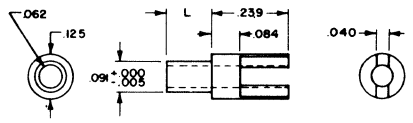

NO.	L	T
12-412-1	.075	1/32
12-412-2	.105	1/16
12-412-3	.135	3/32
12-412-4	.165	1/8

MATERIAL
Brass

FINISH
Silver

12-450-X-01

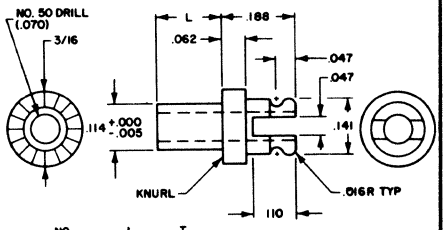

NO.	L	T
12-450-1	.075	1/32
12-450-2	.105	1/16
12-450-3	.135	3/32
12-450-4	.165	1/8

MATERIAL
Brass

FINISH
Silver

12-445-X-01

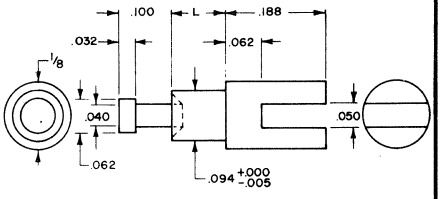

NO.	L	T
12-445-2	.094	1/16
12-445-3	.125	3/32
12-445-4	.156	1/8

MATERIAL
Brass

FINISH
Silver

12-468-X-01

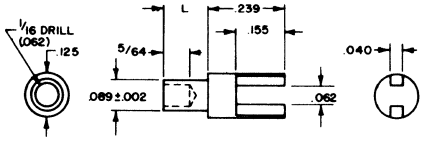

NO.	L	T
12-468-1	.075	1/32
12-468-2	.105	1/16
12-468-3	.135	3/32
12-468-4	.165	1/8

MATERIAL
Brass

FINISH
Silver

12-408-X-01

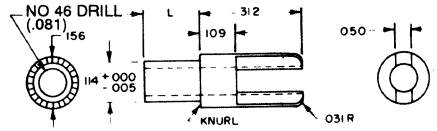

NO	L	T
12-408-1	.075	1/32
12-408-2	.105	1/16
12-408-3	.135	3/32
12-408-4	.165	1/8
12-408-5	.195	5/32
12-408-6	.230	3/16

MATERIAL
Brass

FINISH
Silver

10-446-X-XX

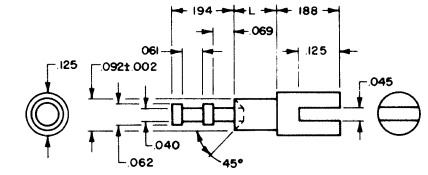

RECOMMENDED MOUNTING HOLE
.096 DIA (#41 DRILL)

NO.	L	T
10-446-2	.094	1/16
10-446-3	.125	3/32
10-446-4	.156	1/8

MATERIAL
Brass

FINISHES
(01) Silver
(05) Electro-Solder

11-423-X-01

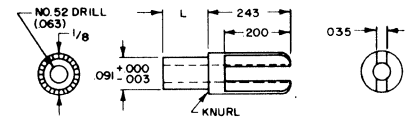

RECOMMENDED MOUNTING HOLE
.094 DIA (3/32 DRILL)

NO	L	T
11-423-1	.075	1/32
11-423-2	.105	1/16
11-423-3	.135	3/32
11-423-4	.165	1/8

MATERIAL
Brass

FINISH
Silver

11-404-X-01

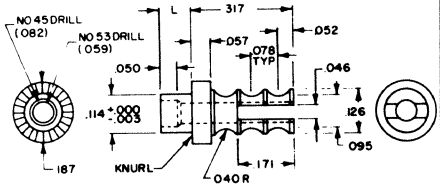

RECOMMENDED MOUNTING HOLE
.116 DIA (#32 DRILL)

NO	L	T
11-404-1	.075	1/32
11-404-2	.105	1/16
11-404-3	.135	3/32
11-404-4	.165	1/8

MATERIAL
Brass

FINISH
Silver

13-426-X-01

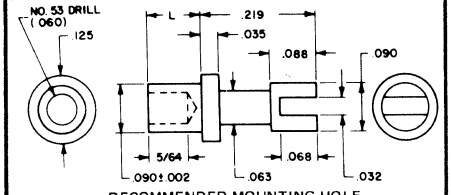

RECOMMENDED MOUNTING HOLE
.094 DIA (3/32 DRILL)

NO.	L	T
13-426-1	.075	1/32
13-426-2	.105	1/16
13-426-3	.135	3/32
13-426-4	.165	1/8

MATERIAL
Brass

FINISH
Silver

11-473-X-01

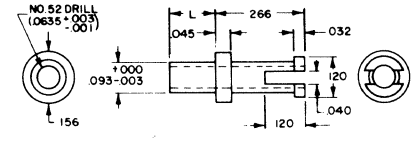

RECOMMENDED MOUNTING HOLE
.096 DIA (#41 DRILL)

NO.	L	T
11-473-2	.105	1/16
11-473-3	.135	3/32
11-473-4	.165	1/8

MATERIAL
Brass

FINISH
Silver

12-422-X-01

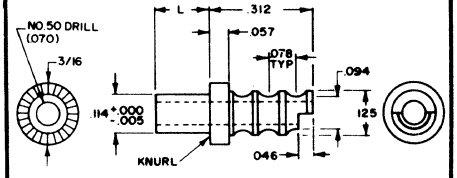

NO.	L	T
12-422-2	.105	1/16
12-422-3	.135	3/32
12-422-4	.165	1/8
12-422-5	.195	5/32

MATERIAL
Brass

FINISH
Silver

FOR ADDITIONAL SIZES AND MATERIALS, CONTACT FACTORY

CONCORD
THE COMPONENT PEOPLE

30 GREAT JONES STREET
NEW YORK, N.Y. 10012-1115
(212) 777-6571 • TWX 710-581-4930
FAX (212) 995-0161

10-405-X-01

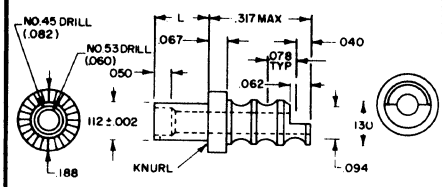

RECOMMENDED MOUNTING HOLE .116 DIA (#32 DRILL)

NO	L	T
10-405-1	.078	1/32
10-405-2	.109	1/16
10-405-3	.141	3/32
10-405-4	.172	1/8
10-405-6	.234	3/16
10-405-8	.297	1/4

MATERIAL Brass
FINISH Silver

10-482-X-01

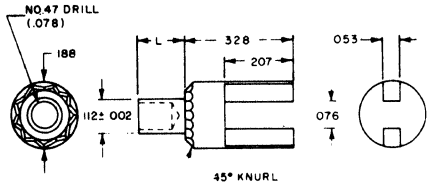

RECOMMENDED MOUNTING HOLE .116 DIA (#32 DRILL)

NO.	L	T
10-482-1	.078	1/32
10-482-2	.109	1/16
10-482-3	.141	3/32
10-482-4	.172	1/8
10-482-5	.234	3/16

MATERIAL Brass
FINISH Silver

10-452-X-05

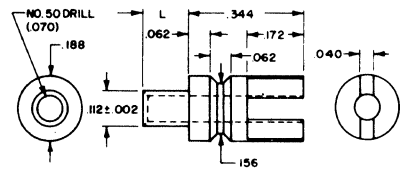

RECOMMENDED MOUNTING HOLE .116 DIA (#32 DRILL)

NO.	L	T
10-452-3	.141	3/32

MATERIAL Brass
FINISH Electro Solder/Copper

10-438-X-01

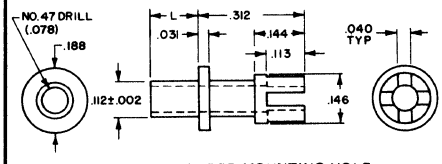

RECOMMENDED MOUNTING HOLE .116 DIA (#32 DRILL)

NO.	L	T
10-438-1	.078	1/32
10-438-2	.109	1/16
10-438-3	.141	3/32
10-438-4	.172	1/8
10-438-6	.234	3/16
10-438-8	.297	1/4

MATERIAL Brass
FINISH Silver

10-410-X-01

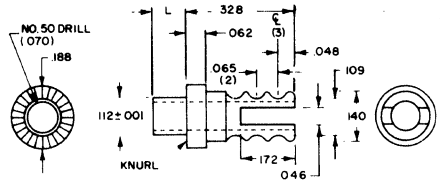

RECOMMENDED MOUNTING HOLE .116 DIA (#32 DRILL)

NO.	L	T
10-410-1	.075	1/32
10-410-2	.105	1/16
10-410-3	.135	3/32
10-410-4	.165	1/8

MATERIAL Brass
FINISH Silver

10-451-X-01

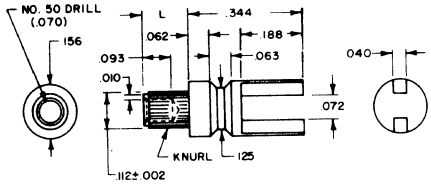

RECOMMENDED MOUNTING HOLE .116 DIA (#32 DRILL)

NO.	L	T
10-451-2	.109	1/16
10-451-3	.141	3/32
10-451-4	.172	1/8

MATERIAL Brass
FINISH Silver

12-403-X-01

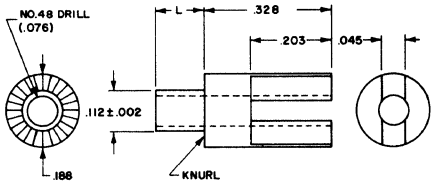

NO.	L	T
12-403-1	.075	1/32
12-403-2	.105	1/16
12-403-3	.135	3/32
12-403-4	.165	1/8

MATERIAL Brass
FINISH Silver

12-472-X-01

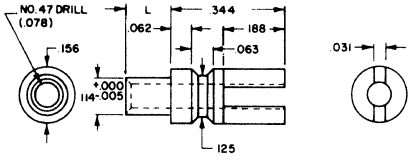

NO.	L	T
12-472-2	.105	1/16
12-472-3	.135	3/32
12-472-4	.165	1/8

MATERIAL Brass
FINISH Silver

10-417-X-01

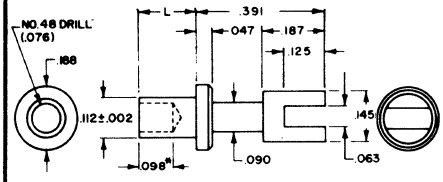

*FOR -1 ONLY IS .068

NO.	L	T
10-417-1	.078	1/32
10-417-2	.109	1/16
10-417-3	.141	3/32
10-417-4	.172	1/8
10-417-6	.234	3/16
10-417-8	.297	1/4

RECOMMENDED MOUNTING HOLE .116 DIA (#32 DRILL)

MATERIAL Brass
FINISH Silver

11-483-X-01

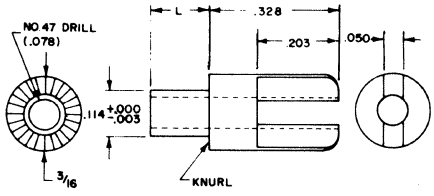

RECOMMENDED MOUNTING HOLE .116 DIA (#32 DRILL)

NO.	L	T
11-483-1	.075	1/32
11-483-2	.105	1/16
11-483-3	.135	3/32
11-483-4	.165	1/8

MATERIAL Brass
FINISH Silver

12-469-X-01

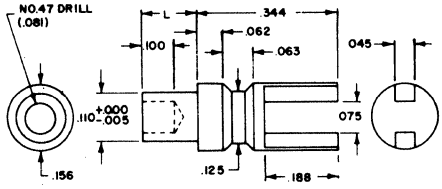

NO.	L	T
12-469-2	.105	1/16
12-469-3	.135	3/32
12-469-4	.165	1/8

MATERIAL Brass
FINISH Silver

13-421-X-01

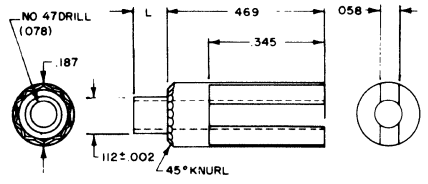

NO.	L	T
13-421-1	.075	1/32
13-421-2	.105	1/16
13-421-3	.135	3/32
13-421-4	.165	1/8

RECOMMENDED MOUNTING HOLE .116 DIA (#32 DRILL)

MATERIAL Brass
FINISH Silver

10-411-X-01

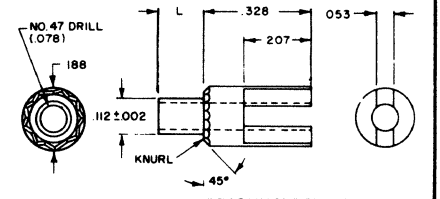

NO.	L	T
10-411-1	.078	1/32
10-411-2	.109	1/16
10-411-3	.141	3/32
10-411-4	.172	1/8
10-411-6	.234	3/16

RECOMMENDED HOLE DIA .116 DIA (#32 DRILL)

MATERIAL Brass
FINISH Silver

10-402-X-XX

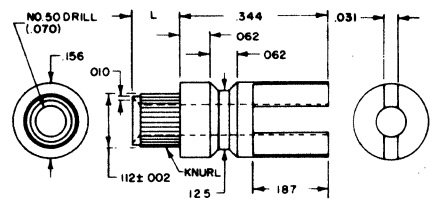

RECOMMENDED MOUNTING HOLE .116 DIA (#32 DRILL)

NO.	L	T
10-402-2	.109	1/16
10-402-3	.141	3/32
10-402-4	.172	1/8

MATERIAL Brass
FINISHES (01) Silver (03) Gold/Copper

10-492-X-05

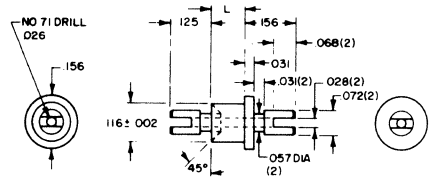

RECOMMENDED MOUNTING HOLE .120 DIA (#31 DRILL)

NO.	L	T
10-492-1	.075	1/32
10-492-2	.105	1/16
10-492-3	.135	3/32
10-492-4	.165	1/8

MATERIAL Brass
FINISH Electro Solder/Copper

TERMINALS

10-443-X-01

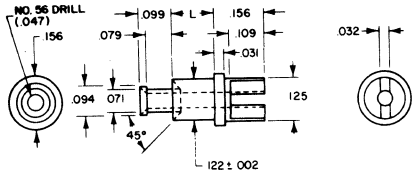

RECOMMENDED MOUNTING HOLE
.125 DIA (1/8 DRILL)

NO.	L	T
10-443-1	.062	1/32
10-443-2	.094	1/16
10-443-3	.125	3/32
10-443-4	.156	1/8
10-443-6	.219	3/16

MATERIAL Brass
FINISH Silver

10-420-X-01

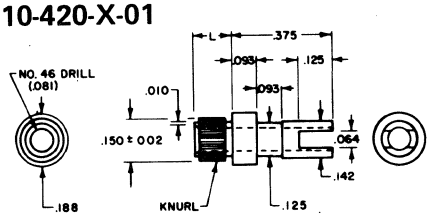

RECOMMENDED MOUNTING HOLE
.154 DIA (#23 DRILL)

NO.	L	T
10-420-2	.109	1/16
10-420-3	.141	3/32
10-420-4	.172	1/8
10-420-6	.234	3/16

MATERIAL Brass
FINISH Silver

10-433-X-XX

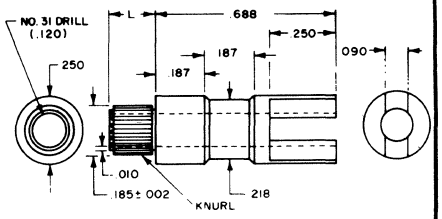

NO.	L	T
10-433-3	.141	3/32
10-433-4	.172	1/8
10-433-6	.234	3/16
10-433-8	.297	1/4

MATERIAL Brass
FINISHES (01) Silver (03) Gold/Copper

11-418-X-01

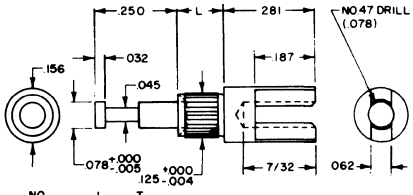

NO.	L	T
11-418-1	.075	1/32
11-418-2	.105	1/16
11-418-2A	.091	1/16
11-418-3	.135	3/32
11-418-3A	.123	3/32
11-418-4	.165	1/8
11-418-4A	.153	1/8

RECOMMENDED MOUNTING HOLE
.128 DIA (#30 DRILL)

MATERIAL Brass
FINISH Silver

13-424-X-01

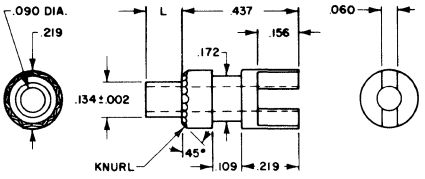

NO.	L	T
13-424-1	.075	1/32
13-424-2	.105	1/16
13-424-3	.135	3/32
13-424-4	.165	1/8

RECOMMENDED MOUNTING HOLE
.141 DIA
(#28 DRILL)

MATERIAL Brass
FINISH Silver

12-467-X-01

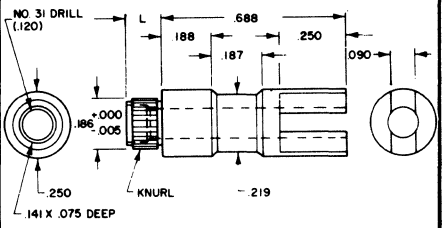

NO	L	T
12-467-3	.135	3/32
12-467-4	.165	1/8
12-467-5	.195	5/32
12-467-6	.230	3/16

MATERIAL Brass
FINISH Silver

13-441-X-01

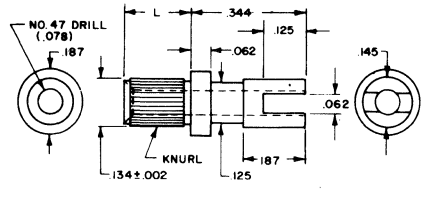

NO.	L	T
13-441-1	.075	1/32
13-441-2	.105	1/16
13-441-3	.135	3/32
13-441-4	.165	1/8
13-441-5	.195	5/32
13-441-6	.230	3/16

RECOMMENDED MOUNTING HOLE .140 DIA (#28 DRILL)

MATERIAL Brass
FINISH Silver

13-432-X-01

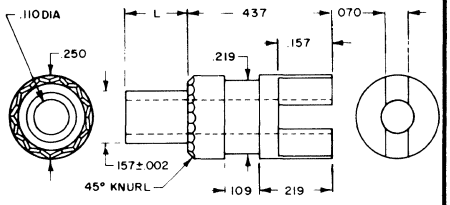

NO.	L	T
13-432-2	.105	1/16
13-432-3	.135	3/32
13-432-4	.165	1/8
13-432-5	.195	5/32
13-432-6	.230	3/16
13-432-8	.293	1/4

RECOMMENDED MOUNTING HOLE
.161 DIA (#20 DRILL)

MATERIAL Brass **FINISH** Silver

10-454-X-01 10-456-X-01 10-455-X-01 10-465-X-01

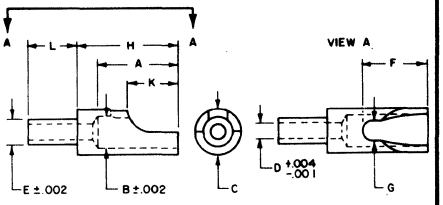

NO.	L	T	H	A	B	C	D	E	F	G	K
10-454-2	.089	1/16									
10-454-3	.125	3/32	.250	.200	.081	.112	.038	.062	.165	.045	.125
10-454-4	.156	1/8									
10-455-2	.089	1/16									
10-455-3	.125	3/32	.250	.200	.094	.125	.043	.070	.165	.045	.125
10-455-4	.156	1/8									
10-456-2	.109	1/16									
10-456-3	.141	3/32	.312	.252	.125	.156	.070	.112	.180	.062	.125
10-456-4	.172	1/8									
10-465-2	.109	1/16									
10-465-3	.141	3/32	.375	.310	.162	.200	.099*	.135	.240	.100	.160
10-465-4	.172	1/8									

* ±.002

MATERIAL Brass
FINISH Silver

10-407-X-XX

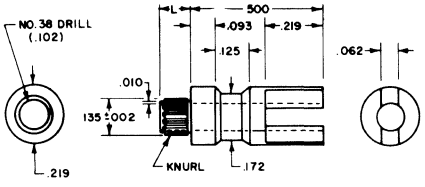

RECOMMENDED MOUNTING DIA
.140 DIA (#28 DRILL)

NO.	L	T
10-407-2	.109	1/16
10-407-3	.141	3/32
10-407-4	.172	1/8

MATERIAL Brass
FINISHES (01) Silver (03) Gold/Copper

13-434-X-01

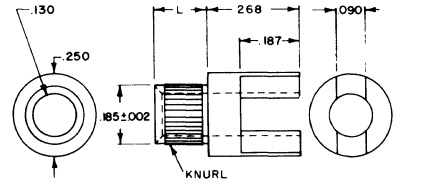

NO.	L	T
13-434-1	.075	1/32
13-434-2	.105	1/16
13-434-3	.135	3/32
13-434-4	.165	1/8

MATERIAL Brass
FINISH Silver

12-470-X-01

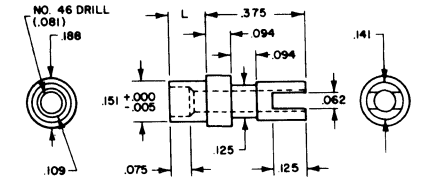

NO.	L	T
12-470-1	.075	1/32
12-470-2	.105	1/16
12-470-3	.135	3/32
12-470-4	.165	1/8

MATERIAL Brass
FINISH Silver

12-439-X-01

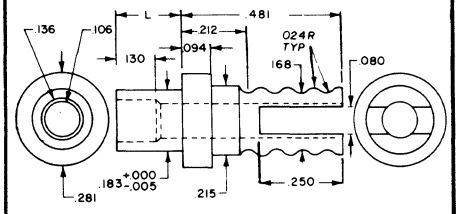

NO.	L	T
12-439-2	.105	1/16
12-439-3	.135	3/32
12-439-4	.165	1/8
12-439-5	.195	5/32
12-439-6	.230	3/16

MATERIAL Brass
FINISH Silver

10-501-X-XX

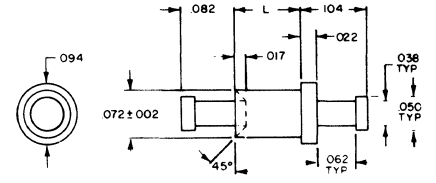

RECOMMENDED MOUNTING HOLE
.076 DIA (#48 DRILL)

NO.	L	T
10-501-1	.051	1/32
10-501-2	.082	1/16
10-501-3	.113	3/32
10-501-4	.145	1/8
10-501-6	.207	3/16
10-501-8	.270	1/4

MATERIAL Brass
FINISHES (01) Silver (03) Gold/Copper (05) Electro-Solder

FOR ADDITIONAL SIZES AND MATERIALS, CONTACT FACTORY

CONCORD
THE COMPONENT PEOPLE

30 GREAT JONES STREET
NEW YORK, N.Y. 10012-1115
(212) 777-6571 • TWX 710-581-4930
FAX (212) 995-0161

TERMINALS

10-502-X-XX

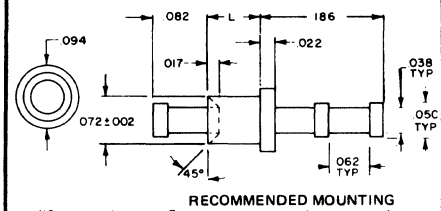

RECOMMENDED MOUNTING
.076 DIA (#48 DRILL)

NO.	L	T
10-502-1	.051	1/32
10-502-2	.082	1/16
10-502-3	.113	3/32
10-502-4	.145	1/8
10-502-6	.207	3/16
10-502-8	.270	1/4

MATERIAL
Brass

FINISHES
(01) Silver
(03) Gold/Copper
(05) Electro-Solder

10-505-X-XX

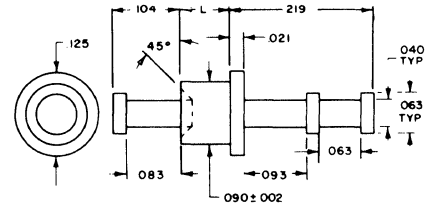

RECOMMENDED MOUNTING HOLE
.094 DIA (#42 DRILL)

NO.	L	T
10-505-1	.062	1/32
10-505-2	.094	1/16
10-505-3	.125	3/32
10-505-4	.156	1/8

MATERIAL
Brass

FINISHES
(01) Silver
(03) Gold/Copper

10-543-X-01

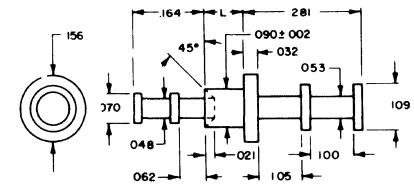

RECOMMENDED MOUNTING HOLE
.094 DIA (#42 DRILL)

NO	L	T
10-543-1	.062	1/32
10-543-2	.094	1/16
10-543-3	.125	3/32
10-543-4	.156	1/8
10-543-6	.219	3/16

MATERIAL
Brass

FINISH
Silver

10-503-X-XX

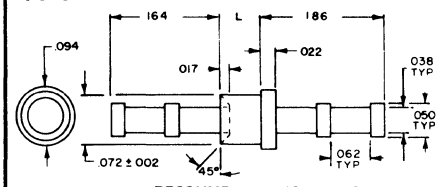

RECOMMENDED MOUNTING HOLE
.076 DIA (#48 DRILL)

NO.	L	T
10-503-1	.051	1/32
10-503-2	.082	1/16
10-503-3	.113	3/32
10-503-4	.145	1/8
10-503-6	.207	3/16
10-503-8	.270	1/4

MATERIAL
Brass

FINISHES
(01) Silver
(03) Gold/Copper
(05) Electro-Solder

13-554-X-01

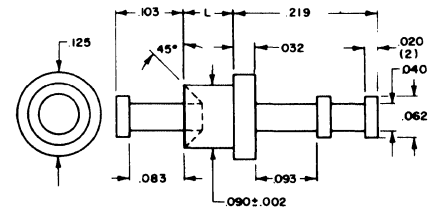

NO.	L	T
13-554-1	.075	1/32
13-554-2	.105	1/16
13-554-3	.135	3/32
13-554-4	.165	1/8

MATERIAL
Brass

FINISH
Silver

12-556-X-01

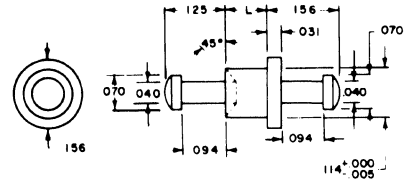

NO	L	T
12-556-1	.075	1/32
12-556-2	.105	1/16
12-556-3	.135	3/32
12-556-4	.165	1/8

MATERIAL
Brass

FINISH
Silver

11-559-X-01

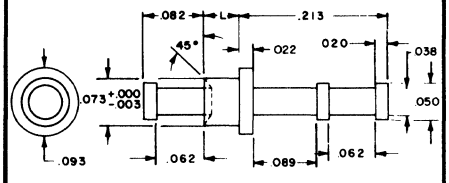

NO.	L	T
11-559-1	.053	1/32
11-559-2	.084	1/16
11-559-3	.115	3/32
11-559-4	.147	1/8

MATERIAL
Brass

FINISH
Silver

10-504-X-XX

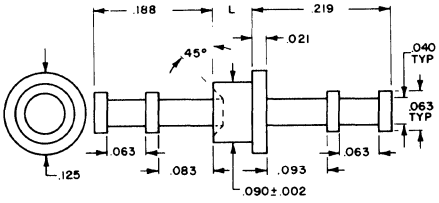

RECOMMENDED MOUNTING HOLE
.094 DIA (=42 DRILL)

NO.	L	T
10-504-1	.062	1/32
10-504-2	.094	1/16
10-504-3	.125	3/32
10-504-4	.156	1/8

MATERIAL
Brass

FINISHES
(01) Silver
(03) Gold/Copper

11-510-X-01

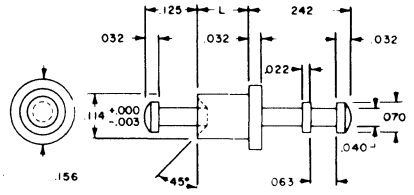

NO.	L	T
11-510-1	.075	1/32
11-510-2	.105	1/16
11-510-3	.135	3/32
11-510-4	.165	1/8

MATERIAL
Brass

FINISH
Silver

13-533-X-01

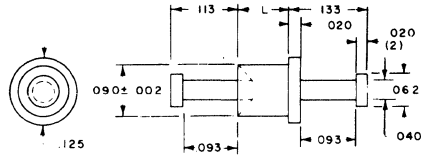

NO	L	T
13-533-1	.075	1/32
13-533-2	.105	1/16
13-533-3	.135	3/32
13-533-4	.165	1/8

MATERIAL
Brass

FINISH
Silver

12-525-X-01

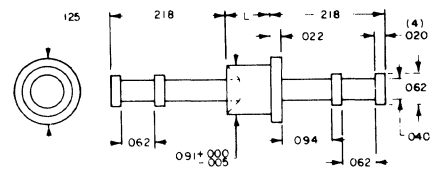

NO.	L	T
12-525-1	.053	1/32
12-525-2	.084	1/16
12-525-3	.115	3/32
12-525-4	.147	1/8

MATERIAL
Brass

FINISH
Silver

10-541-X-05

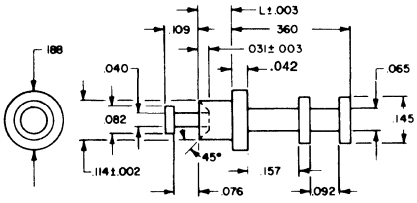

NO.	L	T
10-541-2	.105	1/16
10-541-3	.135	3/32
10-541-4	.165	1/8

MATERIAL
Brass

FINISH
Electro
Solder/Copper

10-544-X-01

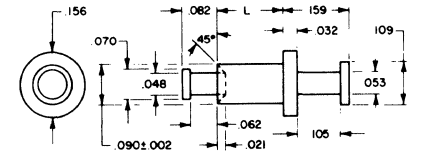

RECOMMENDED MOUNTING HOLE
.094 DIA (#42 DRILL)

NO.	L	T
10-544-1	.062	1/32
10-544-2	.094	1/16
10-544-3	.125	3/32
10-544-4	.156	1/8
10-544-6	.219	3/16

MATERIAL
Brass

FINISH
Silver

10-542-X-01

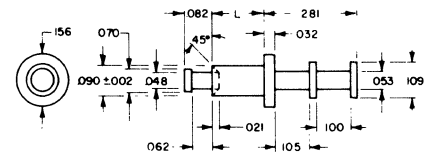

RECOMMENDED MOUNTING HOLE
.094 DIA (#42 DRILL)

NO.	L	T
10-542-1	.062	1/32
10-542-2	.094	1/16
10-542-3	.125	3/32
10-542-4	.156	1/8
10-542-6	.219	3/16

MATERIAL
Brass

FINISH
Silver

10-560-X-05

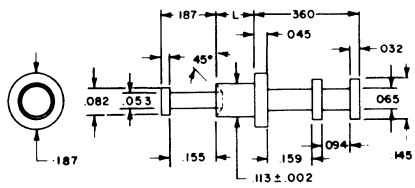

NO	L	T
10-560-2	.105	1/16
10-560-3	.135	3/32
10-560-4	.165	1/8

MATERIAL
Brass

FINISH
Electro
Solder/Copper

FOR ADDITIONAL SIZES AND MATERIALS, CONTACT FACTORY

CONCORD
THE COMPONENT PEOPLE

30 GREAT JONES STREET
NEW YORK, N.Y. 10012-1115
(212) 777-6571 • 1-800-847-4162
FAX (212) 995-0161

10-576-X-05

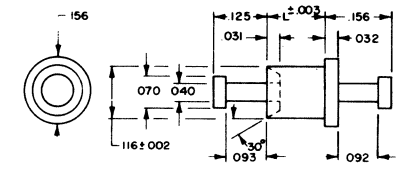

NO	L	T
10-576-2	105	1/16
10-576-3	135	3/32
10-576-4	165	1/8

MATERIAL
Brass

FINISH
Electro-Solder

12-511-X-01

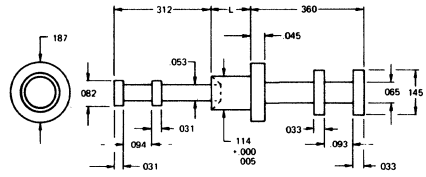

PART NO.	L	T
12-511-2	.105	1/16
12-511-3	.135	3/32
12-511-4	.165	1/8
12-511-6	.230	3/16

MATERIAL
Brass

FINISH
Silver

10-507-X-01

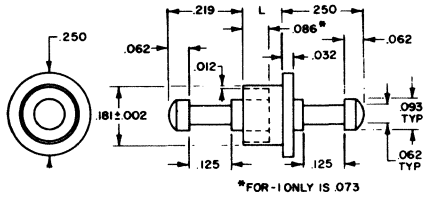

*FOR-1 ONLY IS .073

RECOMMENDED MOUNTING HOLE
.185 DIA (#13 DRILL)

NO.	L	T
10-507-1	.078	1/32
10-507-2	.109	1/16
10-507-3	.141	3/32
10-507-4	.172	1/8
10-507-6	.234	3/16
10-507-8	.297	1/4

MATERIAL
Brass

FINISH
Silver

10-506-X-XX

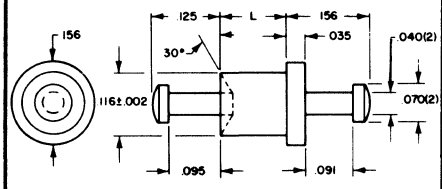

NO.	L	T
10-506-1	.062	1/32
10-506-2	.094	1/16
10-506-3	.125	3/32
10-506-4	.156	1/8
10-506-6	219	3/16

MATERIAL
Brass

FINISHES
(01) Silver
(05) Electro-Solder

13-532-X-01

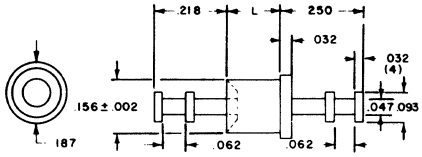

NO.	L	T
13-532-1	.075	1/32
13-532-2	.105	1/16
13-532-3	.135	3/32
13-532-4	.165	1/8
13-532-5	.195	5/32
13-532-6	.230	3/16

MATERIAL
Brass

FINISH
Silver

12-515-X-01

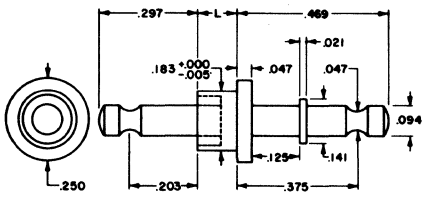

NO.	L	T
12-515-2	.105	1/16
12-515-3	.135	3/32
12-515-4	.165	1/8
12-515-5	.195	5/32
12-515-6	.230	3/16

MATERIAL
Brass

FINISH
Silver

12-514-X-01

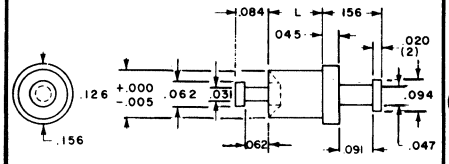

NO	L	T
12-514-1	.075	1/32
12-514-2	.105	1/16
12-514-3	135	3/32
12-514-4	.165	1/8

MATERIAL
Brass

FINISH
Silver

10-562-X-03

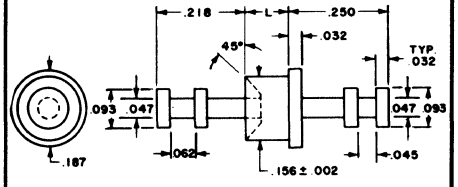

NO.	L	T
10-562-1	.075	1/32
10-562-2	.105	1/16
10-562-3	.135	3/32
10-562-4	.165	1/18
10-562-5	.195	5/32
10-562-6	.230	3/16

MATERIAL
Brass

FINISH
Gold

13-522-X-01

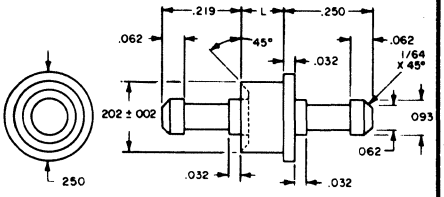

NO.	L	T
13-522-2	.105	1/16
13-522-3	.135	3/32
13-522-4	.165	1/8
13-522-5	.195	5/32
13-522-6	.230	3/16

MATERIAL
Brass

FINISH
Silver

10-513-X-01

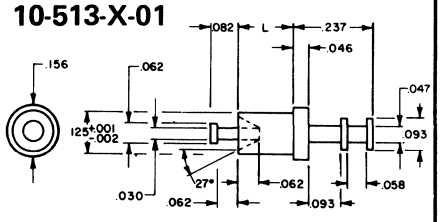

RECOMMENDED MOUNTING HOLE
.129 DIA (#30 DRILL)

NO.	L	T
10-513-1	.075	1/32
10-513-2	.105	1/16
10-513-3	.135	3/32
10-513-4	.165	1/8
10-513-6	.228	3/16
10-513-8	.290	1/4

MATERIAL
Brass

FINISH
Silver

13-530-X-05

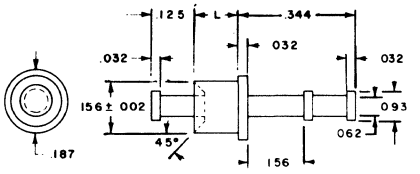

NO	L	T
13-530-1	.075	1/32
13-530-2	105	1/16
13-530-3	.135	3/32
13-530-4	.165	1/8
13-530-5	.195	5/32
13-530-6	.230	3/16

MATERIAL
Brass

FINISH
Electro
Solder Plate

10-508-X-01

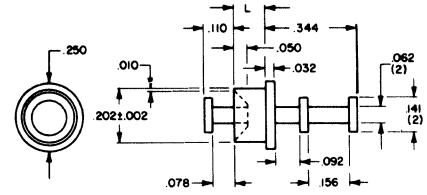

NO.	L	T
10-508-1	.062	1/32
10-508-2	.094	1/16
10-508-3	.125	3/32
10-508-4	.156	1/8
10-508-6	.219	3/16

MATERIAL
Brass

FINISH
Silver

10-512-X-XX

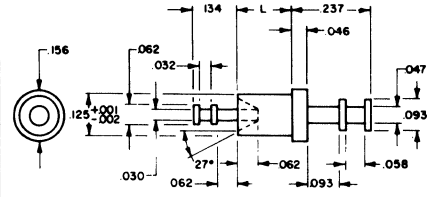

RECOMMENDED MOUNTING HOLE
129 DIA (#30 DRILL)

NO	L	T
10-512-1	075	1/32
10-512-2	.105	1/16
10-512-3	.135	3/32
10-512-4	165	1/8
10-512-6	.228	3/16
10-512-8	.290	1/4

MATERIAL
Brass

FINISHES
(01) Silver
(05) Electro-Solder

12-521-X-01

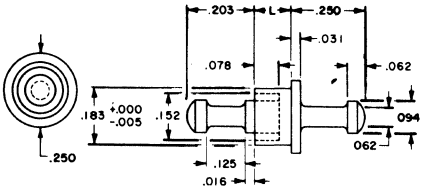

NO.	L	T
12-521-2	.105	1/16
12-521-3	.135	3/32
12-521-4	.165	1/8
12-521-5	.195	5/32
12-521-6	.230	3/16

MATERIAL
Brass

FINISH
Silver

12-550-X-01

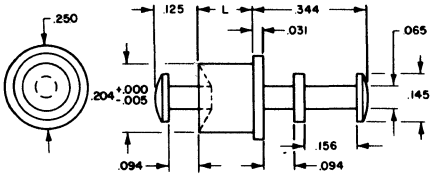

NO.	L	T
12-550-1	.075	1/32
12-550-2	.105	1/16
12-550-3	.135	3/32
12-550-4	.165	1/8
12-550-5	.195	5/32
12-550-6	.230	3/16

MATERIAL
Brass

FINISH
Silver

FOR ADDITIONAL SIZES AND MATERIALS, CONTACT FACTORY

CONCORD
THE COMPONENT PEOPLE

30 GREAT JONES STREET
NEW YORK, N.Y. 10012-1115
(212) 777-6571 • TWX 710-581-4930
FAX (212) 995-0161

09-0033-X-05

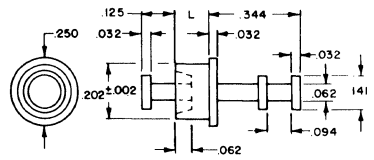

NO.	L	T
09-0033-1	.094	1/16
09-0033-2	.125	3/32
09-0033-3	.156	1/8

MATERIAL Brass
FINISH Electro-Solder

13-520-X-01

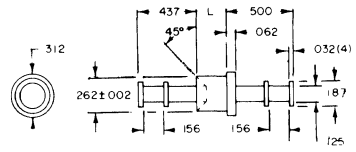

NO	L	T
13-520-2	.105	1/16
13-520-3	.135	3/32
13-520-4	.165	1/8
13-520-5	.195	5/32
13-520-6	.230	3/16
13-520-8	.293	1/4

MATERIAL Brass
FINISH Silver

10-615-X-05

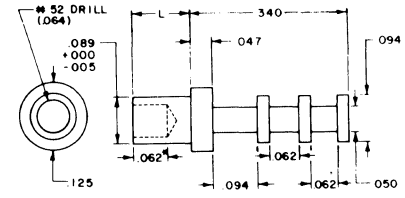

* FOR -1 ONLY, THIS DIMENSION IS .047

RECOMMENDED MOUNTING HOLE .089 DIA (#43 DRILL)

NO	L	T
10-615-1	.075	1/32
10-615-2	.105	1/16
10-615-3	.135	3/32
10-615-4	.165	1/8

MATERIAL Brass
FINISH Electro Solder/Copper

10-526-X-01

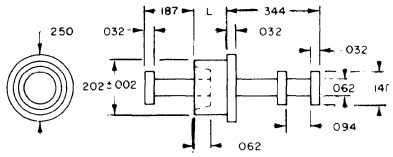

NO	L	T
10-526-2	.094	1/16
10-526-3	.125	3/32
10-526-4	.156	1/8

MATERIAL Brass
FINISH Silver

10-519-X-XX

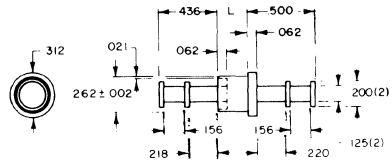

NO	L	T
10-519-2	.094	1/16
10-519-3	.125	3/32
10-519-4	.156	1/8
10-519-6	.219	3/16
10-519-8	.281	1/4

MATERIAL Brass
FINISHES (01) Silver (03) Gold/Copper

12-607-X-01

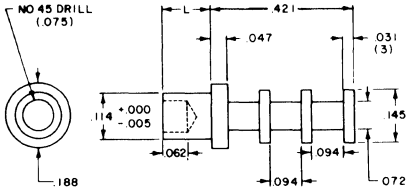

NO.	L	T
12-607-1	.075	1/32
12-607-2	.105	1/16
12-607-3	.135	3/32
12-607-4	.165	1/8

MATERIAL Brass
FINISH Silver

10-509-X-XX

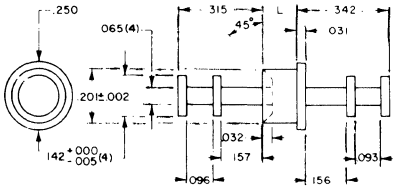

RECOMMENDED MOUNTING HOLE .204 DIA (#6 DRILL)

NO.	L	T
10-509-2	.094	1/16
10-509-3	.125	3/32
10-509-4	.156	1/8
10-509-6	.219	3/16
10-509-8	.281	1/4

MATERIAL Brass
FINISHES (01) Silver (05) Electro-Solder

10-601-X-XX

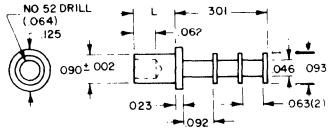

*FOR -1 ONLY, THIS DIMENSION IS .047

RECOMMENDED MOUNTING HOLE .094 DIA (#42 DRILL)

NO.	L	T
10-601-1	.062	1/32
10-601-2	.094	1/16
10-601-3	.125	3/32
10-601-4	.156	1/8
10-601-6	.219	3/16

MATERIAL Brass
FINISHES (01) Silver (03) Gold/Copper

13-603-X-01

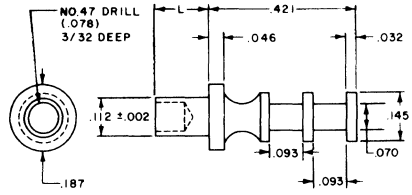

NO.	L	T
13-603-1	.075	1/32
13-603-2	.105	1/16
13-603-3	.135	3/32
13-603-4	.165	1/8

MATERIAL Brass
FINISH Silver

12-549-X-01

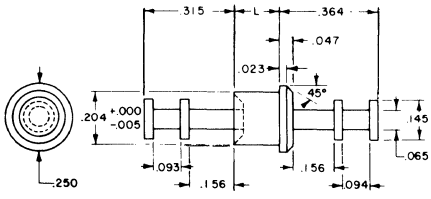

NO.	L	T
12-549-2	.105	1/16
12-549-3	.135	3/32
12-549-4	.165	1/8
12-549-5	.195	5/32
12-549-6	.230	3/16

MATERIAL Brass
FINISH Silver

13-606-X-01

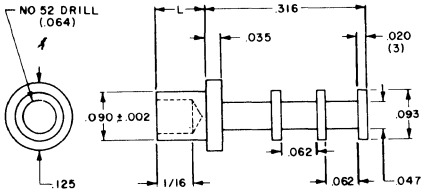

NO.	L	T
13-606-1	.075	1/32
13-606-2	.105	1/16
13-606-3	.135	3/32
13-606-4	.165	1/8

MATERIAL Brass
FINISH Silver

10-602-X-XX

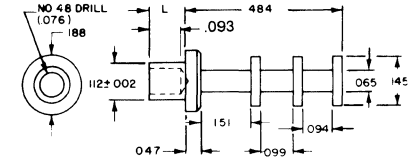

RECOMMENDED MOUNTING HOLE .116 DIA (#32 DRILL)

NO	L	T
10-602-1	.078	1/32
10-602-2	.109	1/16
10-602-3	.141	3/32
10-602-4	.172	1/8
10-602-6	.234	3/16
10-602-8	.297	1/4

MATERIAL Brass
FINISHES (01) Silver (03) Gold/Copper

10-523-8-01

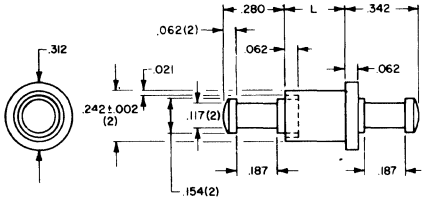

NO.	L	T
10-523-8	.281	1/4

MATERIAL Brass
FINISH Silver

12-605-X-01

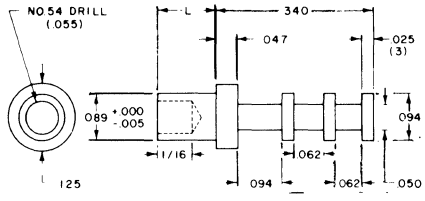

NO.	L	T
12-605-1	.075	1/32
12-605-2	.105	1/16
12-605-3	.135	3/32
12-605-4	.165	1/8

MATERIAL Brass
FINISH Silver

10-604-X-01

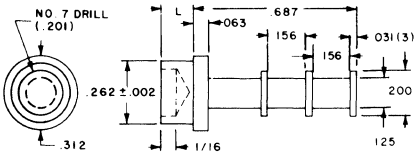

NO	L	T
10-604-2	.109	1/16
10-604-3	.141	3/32
10-604-4	.172	1/8
10-604-6	.234	3/16
10-604-8	.297	1/4

MATERIAL Brass
FINISH Silver

FOR ADDITIONAL SIZES AND MATERIALS, CONTACT FACTORY

CONCORD
THE COMPONENT PEOPLE

30 GREAT JONES STREET
NEW YORK, N.Y. 10012-1115
(212) 777-6571 • TWX 710-581-4930
FAX (212) 995-0161

12-703-X-01

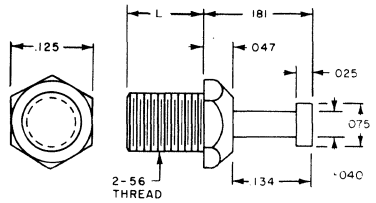

NO.	L
12-703-2	1/16
12-703-4	1/8
12-703-6	3/16
12-703-8	1/4
12-703-10	5/16

MATERIAL
Brass

FINISH
Silver

10-710-X-044

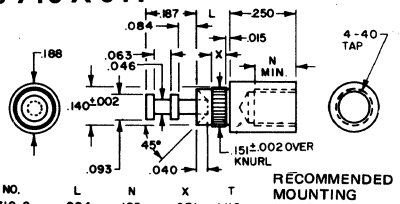

NO.	L	N	X	T
10-710-2	.094	.125	.031	1/16
10-710-3	.125	.156	.062	3/32
10-710-4	.156	.156	.094	1/8
10-710-6	.222	.156	.094	3/16
10-710-8	.285	.156	.094	1/4

MOUNTING: Hardware (Unassembled)
SCREW: Binding Head (Nickel Plated)
WASHER: Internal Tooth (Nickel Plated)

RECOMMENDED MOUNTING HOLE
.144 DIA
(#27 DRILL)

MATERIAL
Brass

FINISH
Bright Electro-Tin

10-712-1-05

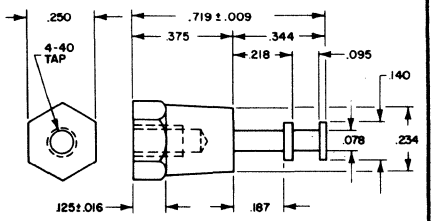

MATERIAL
Brass

FINISH
Electro
Solder/Copper

12-704-X-01

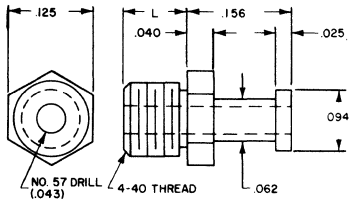

NO.	L
12-704-3	3/32
12-704-4	1/8
12-704-6	3/16
12-704-8	1/4
12-704-10	5/16

MATERIAL
Brass

FINISH
Silver

13-714-X-01

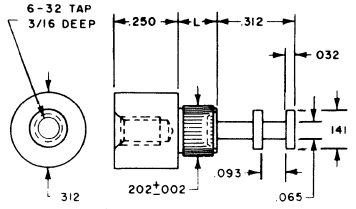

NO.	L	T
13-714-1	.075	1/32
13-714-2	.105	1/16
13-714-3	.135	3/32
13-714-4	.165	1/8
13-714-5	.195	5/32
13-714-6	.230	3/16

MATERIAL
Brass

FINISH
Silver

10-709-3-01

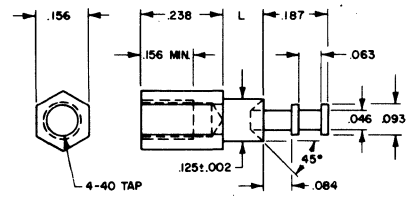

RECOMMENDED MOUNTING HOLE
.129 DIA (#30 DRILL)

NO.	L	T
10-709-3	.125	3/32

MATERIAL
Brass

FINISH
Silver

10-706-X-XX

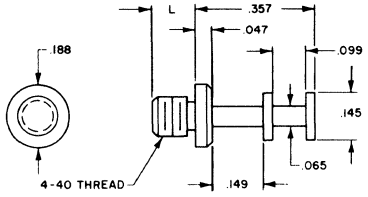

No.	L
10-706-4	.125
10-706-6	.188

MATERIAL
Brass

FINISHES
(01) Silver
(05) Electro-Solder

10-753-754-756-X-044

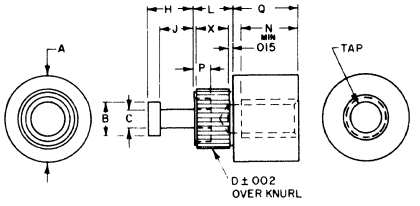

No.	A	B	C	D	H	J	L	N	P	Q	X	TAP	T
10-753-3	.312	.125	.068	.220	.172	.125	.141	.218	.062	.250	.117	6-32	3/32
10-754-4	.344	.141	.078	.250	.203	.156	.172	.250	.078	.312	.148	8-32	1/8
10-756-6	.375	.156	.094	.257	.203	.156	.234	.312	.093	.375	.190	10-32	3/16

MOUNTING HARDWARE (UNASSEMBLED)
SCREW: BINDING HEAD (NICKEL PLATED)
WASHER: INTERNAL TOOTH (NICKEL PLATED)

RECOMMENDED MOUNTING HOLE
10-753-3 .213 DIA (#3 DRILL)
10-754-4 .242 DIA (C DRILL)
10-756-6 .250 DIA (1/4 DRILL)

MATERIAL
Brass

FINISH
Bright
Electro-Tin

10-825-X-01

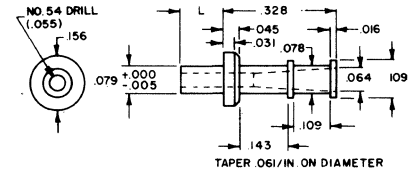

NO.	L	T
10-825-1	.075	1/32
10-825-2	.105	1/16
10-825-3	.135	3/32
10-825-4	.165	1/8

MATERIAL
Brass

FINISH
Silver

10-702-X-XX

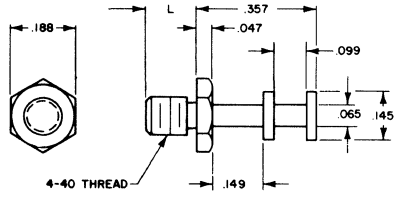

NO.	L
10-702-4	125
10-702-6	.188

MATERIAL
Brass

FINISHES
(01) Silver
(05) Electro-Solder

10-805-X-01

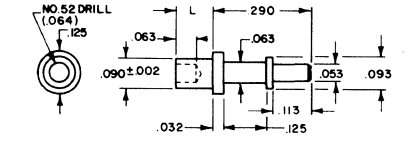

RECOMMENDED MOUNTING HOLE
.094 DIA (#42 DRILL)

NO.	L	T
10-805-1	.078	1/32
10-805-2	.109	1/16
10-805-3	.141	3/32
10-805-4	.172	1/8
10-805-6	.234	3/16
10-805-8	.297	1/4

MATERIAL
Brass

FINISH
Silver

10-707-1-01

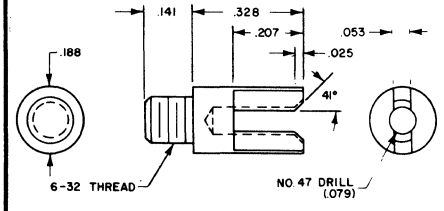

MATERIAL
Brass

FINISH
Silver

10-711-1-05

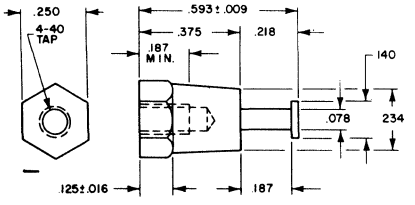

MATERIAL
Brass

FINISH
Electro
Solder/Copper

10-807-X-01

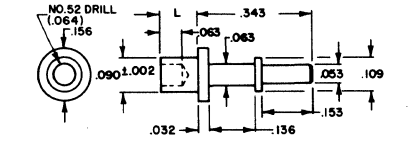

RECOMMENDED MOUNTING HOLE
.094 DIA (#42 DRILL)

NO.	L	T
10-807-1	.078	1/32
10-807-2	.109	1/16
10-807-3	.141	3/32
10-807-4	.172	1/8
10-807-6	.234	3/16
10-807-8	.297	1/4

MATERIAL
Brass

FINISH
Silver

FOR ADDITIONAL SIZES AND MATERIALS, CONTACT FACTORY

CONCORD
THE COMPONENT PEOPLE

30 GREAT JONES STREET
NEW YORK, N.Y. 10012-1115
(212) 777-6571 • 1-800-847-4162
FAX (212) 995-0161

TERMINALS

10-806-X-01

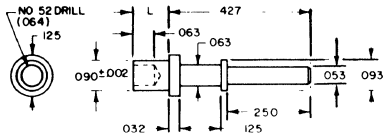

RECOMMENDED MOUNTING HOLE
.094 DIA (#42 DRILL)

NO	L	T
10-806-1	078	1/32
10-806-2	109	1/16
10-806-3	141	3/32
10-806-4	172	1/8
10-806-6	234	3/16
10-806-8	297	1/4

MATERIAL
Brass

FINISH
Silver

10-904-X-05

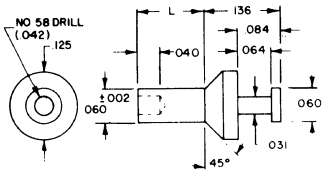

RECOMMENDED MOUNTING HOLE
.064 DIA (#52 DRILL)

NO	L	T
10-904-1	062	1/32
10-904-2	094	1/16
10-904-3	125	3/32
10-904-4	156	1/8

MATERIAL
Brass

FINISH
Electro
Solder Plate

10-905-X-05

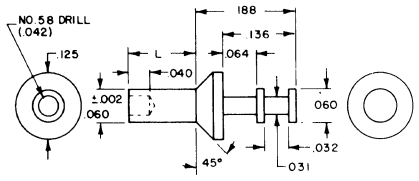

RECOMMENDED MOUNTING HOLE
.064 DIA (#52 DRILL)

NO	L	T
10-905-1	.062	1/32
10-905-2	.094	1/16
10-905-3	.125	3/32
10-905-4	.156	1/8

MATERIAL
Brass
ORDER AS 14-905-X-05
FOR COMMERCIAL
BRONZE MATERIAL

FINISH
Electro
Solder Plate

10-808-X-01

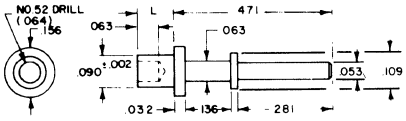

RECOMMENDED MOUNTING HOLE
.094 DIA (#42 DRILL)

NO	L	T
10-808-1	.078	1/32
10-808-2	.109	1/16
10-808-3	.141	3/32
10-808-4	.172	1/8
10-808-6	.234	3/16
10-808-8	.297	1/4

MATERIAL
Brass

FINISH
Silver

14-946-X-05

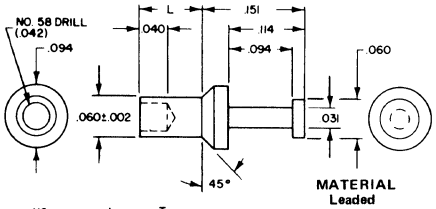

NO.	L	T
14-946-1	.062	1/32
14-946-2	.094	1/16
14-946-3	.125	3/32
14-946-4	.156	1/8

MATERIAL
Leaded
Commercial
Bronze

FINISH
Electro
Solder/Copper

12-932-X-03

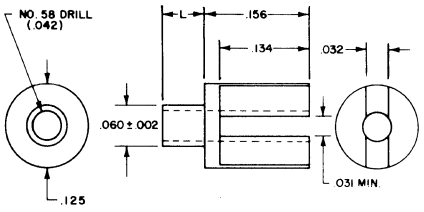

NO.	L	T
12-932-1	.062	1/32
12-932-2	.094	1/16
12-932-3	.125	3/32
12-932-4	.156	1/8

MATERIAL
Brass

FINISH
Gold

10-8012-1-01 WIRE ADAPTER

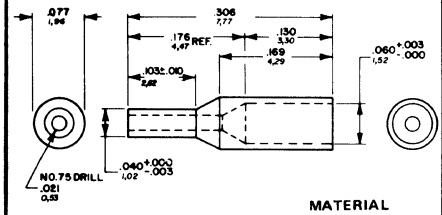

MATERIAL
Brass

FINISH
Silver

12-931-X-03

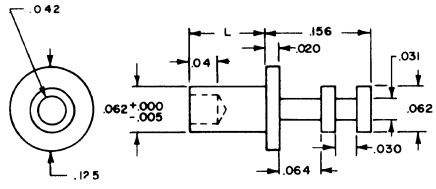

NO	L	T
12-931-1	.062	1/32
12-931-2	.094	1/16
12-931-3	.125	3/32
12-931-4	.156	1/8

MATERIAL
Brass

FINISH
Gold

12-940-X-03

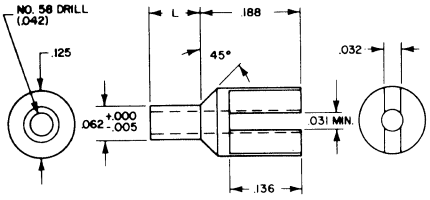

NO	L	T
12-940-1	.062	1/32
12-940-2	.094	1/16
12-940-3	.125	3/32
12-940-4	.156	1/8

MATERIAL
Brass

FINISH
Copper Strike/
Gold

12-930-X-03

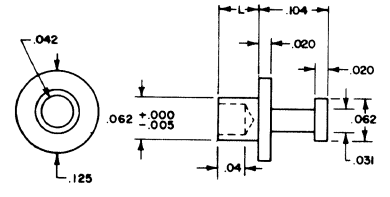

NO	L	T
12-930-1	.062	1/32
12-930-2	.094	1/16
12-930-3	.125	3/32
12-930-4	.156	1/8

MATERIAL
Brass

FINISH
Gold

14-947-X-05

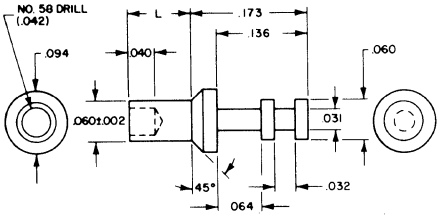

NO	L	T
14-947-1	.062	1/32
14-947-2	.094	1/16
14-947-3	.125	3/32
14-947-4	.156	1/8

MATERIAL
Leaded
Commercial
Bronze

FINISH
Electro
Solder/Copper

10-903-X-05

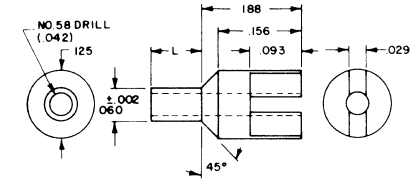

RECOMMENDED MOUNTING HOLE
.064 DIA (#52 DRILL)

NO	L	T
10-903-1	062	1/32
10-903-2	094	1/16
10-903-3	125	3/32
10-903-4	.156	1/8

MATERIAL
Brass

FINISH
Electro
Solder Plate

10-939-X-05

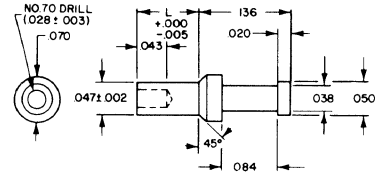

NO.	L	T
10-939-1	052	1/32
10-939-2	.085	1/16

MATERIAL
Brass

FINISH
Electro
Solder Plate

14-948-X-05

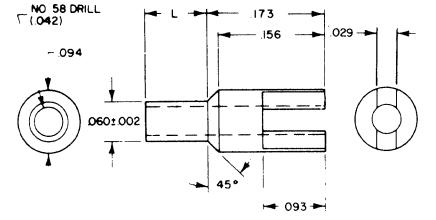

NO.	L	T
14-948-1	.062	1/32
14-948-2	.094	1/16
14-946-3	.125	3/32
14-948-4	.156	1/8

MATERIAL
Leaded
Commercial
Bronze

FINISH
Electro
Solder/Copper

10-914-X-05

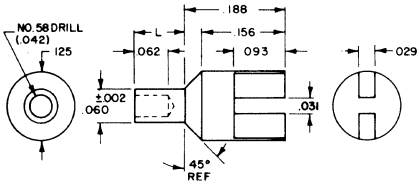

RECOMMENDED MOUNTING HOLE
.064 DIA (#52 DRILL)

NO.	L	T
10-914-1	.062	1/32
10-914-2	.094	1/16
10-914-3	.125	3/32
10-914-4	.156	1/8

MATERIAL
Brass

FINISH
Electro Solder

FOR ADDITIONAL SIZES AND MATERIALS, CONTACT FACTORY

CONCORD
THE COMPONENT PEOPLE

30 GREAT JONES STREET
NEW YORK, N.Y. 10012-1115
(212) 777-6571 • TWX 710-581-4930
FAX (212) 995-0161

TERMINALS AND SQUARE WRAP

11-936-X-01

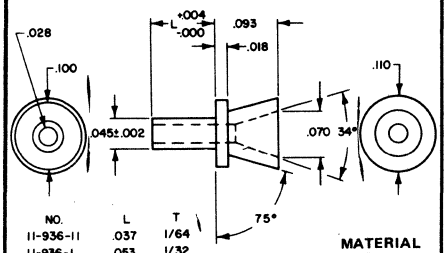

NO.	L	T
11-936-11	.037	1/64
11-936-1	.053	1/32
11-936-2	.084	1/16
11-936-3	.115	3/32
11-936-4	.147	1/8

MATERIAL
Brass

FINISH
Silver

10-910-X-05 10-911-X-05 10-912-X-05 10-913-X-05

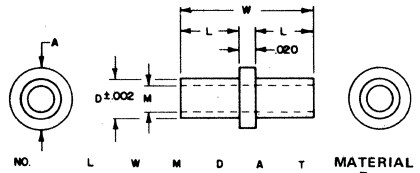

NO.	L	W	M	D	A	T
10-910-2-XX	.080	.180	.022	.039	.062	1/16
10-911-2-XX	.090	.200	.028	.046	.078	1/16
10-912-2-XX	.090	.200	.033	.050	.078	1/16
10-913-2-XX	.090	.200	.040	.059	.094	1/16

MATERIAL
Brass

FINISH
Electro
Solder Plate

RECOMMENDED MOUNTING HOLE DIA .043 (#57 DRILL) .052 (#55 DRILL) .055 (#54 DRILL) .064 (#52 DRILL)

10-8014-2-XX PIN .019-PLUG SLOTTED-KNURL MOUNT

BASIC PART NO. FINISH

RECOMMENDED MOUNTING HOLE
.055 ±.002 DIA (#54 DRILL)

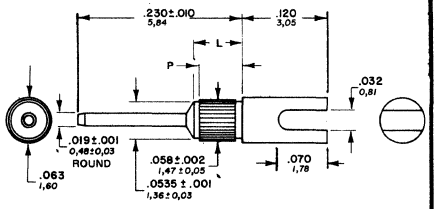

MATERIAL: BRASS

PART NUMBER	L	P	BOARD THICKNESS	STANDARD (XX) FINISH
0-8014-2-XX	.068 (1,73)	.055 (1,40)	1/16 (1,59)	(03) GOLD OR (04) ELECTRO-TIN

10-929-2-03

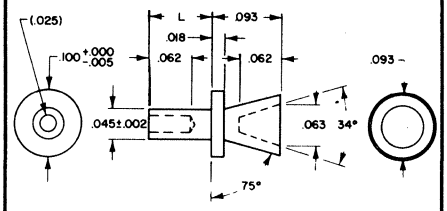

NO.	L	T
10-929-2	.084 +.004 -.000	1/16

MATERIAL
Brass

FINISH
Gold

12-928-X-01

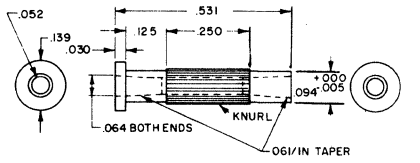

NO	L	T
12-928	.531	.500

MATERIAL
Brass

FINISH
Silver

SQUARE-WRAP /PINS

09-6011-2-XX .025 SQUARE WRAP® TERMINAL

BASIC PART NO. FINISH

RECOMMENDED MOUNTING HOLE
.057 ±.001 DIA

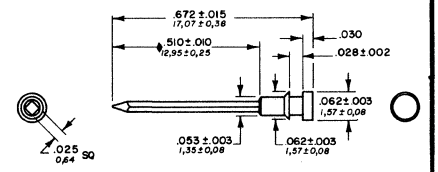

MATERIAL: BRASS

PART NO.	FINISH	BOARD THICKNESS	MOUNTING HOLE
09-6011-2-03	GOLD	.062 (1,59) MIN	.055 (1,40)
09-6011-2-04	TIN	.062 (1,59) MIN	.055 (1,40)

12-961-X-03

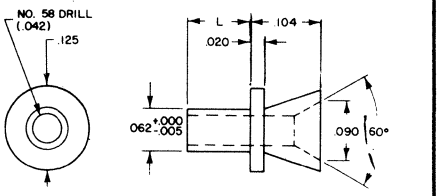

NO	L	T
12-961-1	.062	1/32
12-961-2	.094	1/16
12-961-3	.125	3/32
12-961-4	.156	1/8

MATERIAL
Brass

FINISH
Gold

10-907-1-05

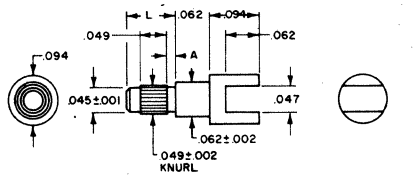

RECOMMENDED MOUNTING HOLE
.047 DIA (#56 DRILL)

NO	L	A
10-907-1	.297	.031
10-907-2	.100	.015

MATERIAL
Brass

FINISH
Electro
Solder Plate

09-6016-1-XX .025 SQUARE-WRAP® TERMINAL

BASIC PART NO. FINISH

RECOMMENDED MOUNTING HOLE
.055 DIA (#54 DRILL)

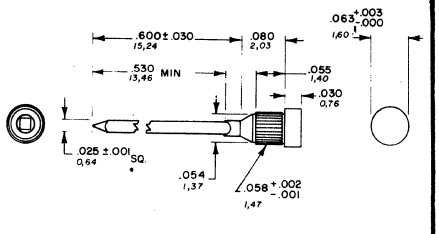

MATERIAL: BRASS

PART NO.	FINISH	BOARD THICKNESS	MOUNTING HOLE
09-6016-2-03	GOLD	062 (1,57)	055 (1,40)
04	ELECTRO-TIN	062 (1,57)	055 (1,40)

10-906-X-05

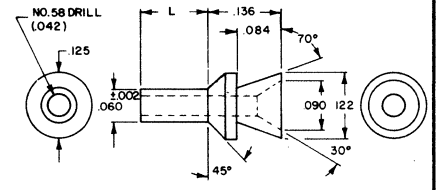

RECOMMENDED MOUNTING HOLE
.064 DIA (#52 DRILL)

NO.	L	T
10-906-1	.062	1/32
10-906-2	.094	1/16
10-906-3	.125	3/32
10-906-4	.156	1/8

MATERIAL
Brass

FINISH
Electro
Solder Plate

10-909-1-05

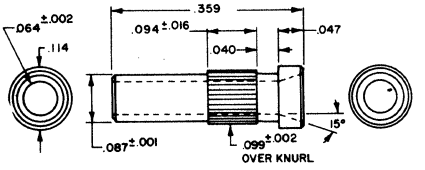

RECOMMENDED MOUNTING HOLE
.089 DIA (#43 DRILL)

MATERIAL
Brass

FINISH
Electro
Solder Plate

09-6010-X-XX P.C. JACK FOR .018 PIN-SQUARE-WRAP®

BASIC PART NO. FINISH

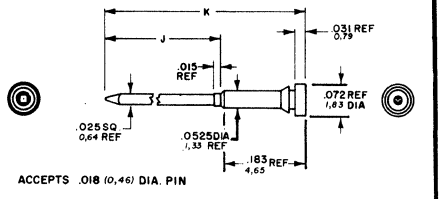

ACCEPTS .018 (0,46) DIA. PIN

RECOMMENDED MOUNTING HOLE
.055 ±.001 DIA (#55 DRILL)

PART NO.	K	J	BOARD THICKNESS
09-6010-1	.443 (11,25)	.250 (6,35)	1/16 (1,59)
09-6010-2	.563 (14,30)	.370 (9,40)	1/16 (1,59)
09-6010-3	.693 (17,60)	.500 (12,7)	1/16 (1,59)

PART NO.	COMPONENT FINISH BODY (BRASS)	SPRING (BERYLLIUM COPPER)
09-6010-X-03	GOLD	GOLD
09-6010-X-06	ELECTRO-TIN	GOLD

12-938-X-03

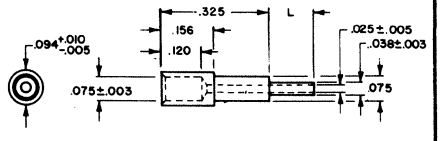

NO.	L	T
12-938-11	.045	1/64
12-938-1	.060	1/32
12-938-2	.092	1/16
12-938-3	.132	3/32

MATERIAL
Brass

FINISH
Gold/Copper

MASTER CROSS REFERENCE OF OTHER MAJOR MANUFACTURERS AVAILABLE

MANUFACTURED BY CONCORD® "THE COMPONENT PEOPLE"

FOR ADDITIONAL SIZES AND MATERIALS, CONTACT FACTORY

30 GREAT JONES STREET
NEW YORK, N.Y. 10012-1115
(212) 777-6571 • FAX (212) 995-0161

GROUNDING TERMINALS

8 POINT MULTI-TIE

09-0016-1-05

BASIC PART NO. FINISH

FINISH DASH NO.
-05 Electro-Solder

BASIC PART NO.	COMPONENT	MATERIAL	FINISH
09-0016-1	TERMINAL	BRASS	.0003 Electro-Solder over .0001 Copper

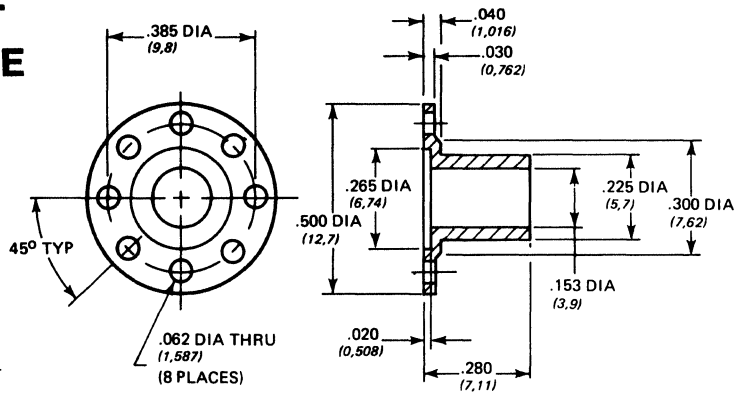

10 POINT MULTI-TIE

09-0017-1-05

BASIC PART NO. FINISH

FINISH DASH NO.
-05 Electro-Solder

BASIC PART NO.	COMPONENT	MATERIAL	FINISH
09-0017-1	TERMINAL	BRASS	.0003 Electro-Solder over .0001 Copper

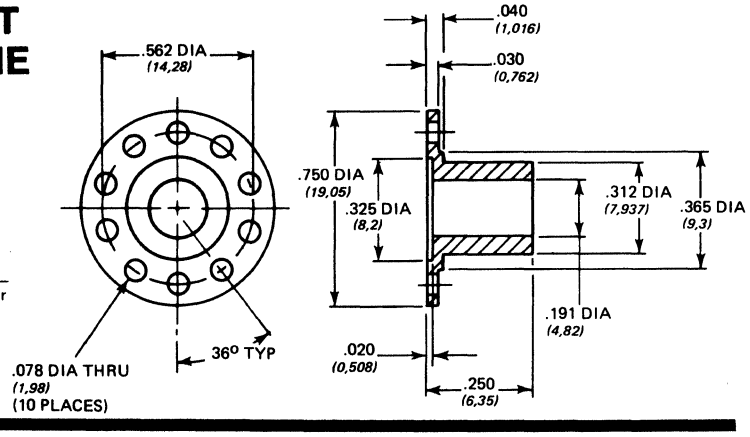

12 POINT MULTI-TIE

09-0018-1-05

BASIC PART NO. FINISH

FINISH DASH NO.
-05 Electro-Solder

BASIC PART NO.	COMPONENT	MATERIAL	FINISH
09-0018-1	TERMINAL	BRASS	.0003 Electro-Solder over .0001 Copper

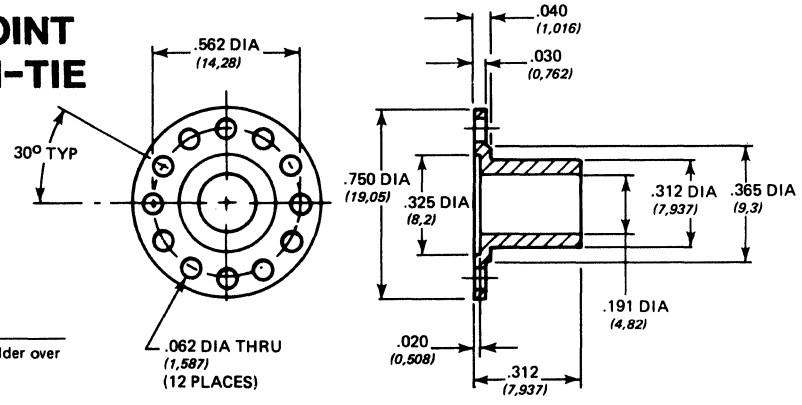

THREADED THREAD MOUNT

09-019X-1-01 SILVER PLATED

09-019X-1-077 CADMIUM PLATED (NON CHROMATED)

BASIC PART NO. FINISH

CONCORD PART NO.	THREAD	O.A.	O.D.	B	C	D
09-0195-1	6-32 NC-2A	1.125	.500	.500	.688	.812
09-0196-1	10-32 NF-2A	1.250	.625	.562	.750	.875
09-0197-1	10-32 NF-2A	1.250	.438	.562	.750	.875
09-0198-1	1/4-28 UNF-2A	1.438	.562	.750	.938	1.062
09-0199-1	3/8-24 UNF-2A	1.906	.875	1.031	1.156	1.344

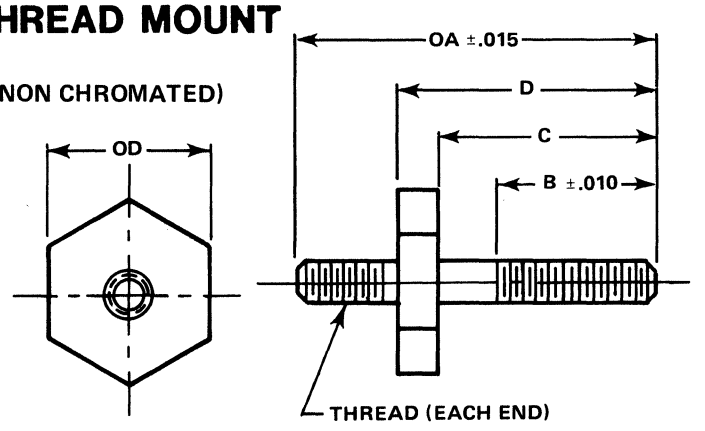

MATERIAL: Brass per QQ-B-626, Alloy 360

30 GREAT JONES STREET
NEW YORK, N.Y. 10012-1115
(212) 777-6571 • TWX 710-581-4930
FAX (212) 995-0161

RECOMMENDED HOLE SIZES FOR PRESS FIT INSERTION

BUSHING PRESS FIT DIAMETER +.002 -.000	HOLE DIA. "A" ±.002	DIA. "B" +.010 -.000
.093	.086	.110
.104	.091	.115
.125	.113	.135
.127	.114	.140
.135	.122	.145
.148	.136	.160
.165	.152	.175
.171	.158	.175
.172	.158	.175
.175	.162	.195
.179	.166	.185
.185	.172	.195
.200	.187	.210
.204	.191	.235
.215	.203	.235
.217	.205	.235
.218	.205	.235
.234	.221	.240
.263	.250	.280
.266	.253	.280

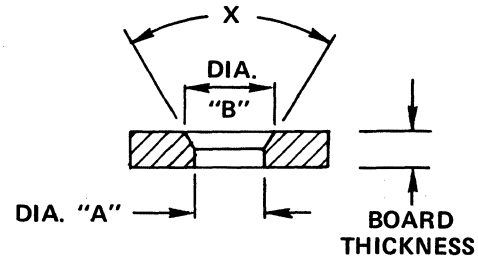

FOR BOARD THICKNESS GREATER THAN .040, X = 60°
FOR BOARD THICKNESS LESS THAN .040, X = 80°

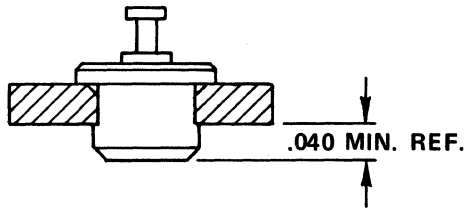

ORDERING INFORMATION

EXAMPLE: 1100–01–0419

BASIC PART NUMBER

CODE	FINISH
-01	SILVER
-02	NICKEL
-03	GOLD
-04	ELECTRO-TIN
-044	BRIGHT ELECTRO-TIN
-05	ELECTRO-SOLDER
-095	HOT SOLDER DIP
-094	HOT TIN DIP

CODE	COLOR
10	BLACK
11	BROWN
12	RED
13	ORANGE
14	YELLOW
15	GREEN
16	BLUE
17	PURPLE
18	GRAY
19	WHITE

*Teflon® is Du Pont's registered trademark.

30 GREAT JONES STREET
NEW YORK, N.Y. 10012-1115
(212) 777-6571 • 1-800-847-4162
FAX (212) 995-0161

1117-01-0519 INSULATED FEED THRU-THREAD MOUNT
1117-01-0119

BASIC PART NO. FINISH COLOR

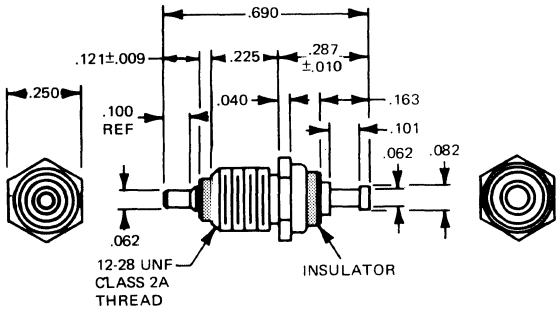

COMPONENT FINISH/COLOR

PART NO.	TERMINAL (BRASS)	INSULATOR (TEFLON)	THREADED SLEEVE (BRASS)
1117-01-0119	SILVER	WHITE	NICKEL
1117-01-0519	ELECTRO-SOLDER	WHITE	NICKEL

SUPPLIED UNASSEMBLED: NICKEL PLATED BRASS MOUNTING HEX NUT
NICKEL PLATED PHOSPHOR BRONZE INTERNAL TOOTH LOCKWASHER

1117-13-0119 INSULATED FEED THRU-THREAD MOUNT
1117-14-0119

BASIC PART NO. FINISH COLOR

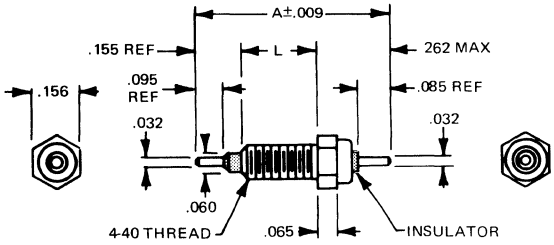

PART NO	L	A
1117-13	.200	.590
1117-14	.250	.640

COMPONENT FINISH/COLOR

PART NO.	TERMINAL (BRASS)	INSULATOR (TEFLON)	THREADED SLEEVE (BRASS)
1117-13-0119	SILVER	WHITE	NICKEL
1117-14-0119	SILVER	WHITE	NICKEL

SUPPLIED UNASSEMBLED: NICKEL PLATED BRASS MOUNTING HEX NUT
NICKEL PLATED PHOSPHOR BRONZE INTERNAL TOOTH LOCKWASHER

1117-17-0119 INSULATED FEED THRU-THREAD MOUNT

BASIC PART NO. FINISH COLOR

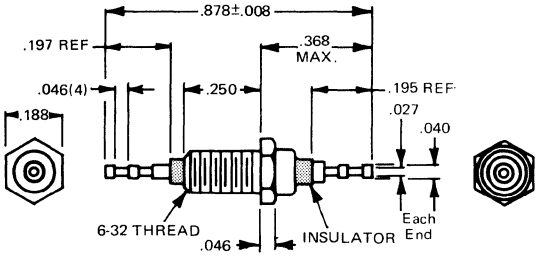

COMPONENT FINISH/COLOR

PART NO.	TERMINAL (BRASS)	INSULATOR (TEFLON)	THREADED SLEEVE (BRASS)
1117-17-0119	SILVER	WHITE	NICKEL

SUPPLIED UNASSEMBLED: NICKEL PLATED BRASS MOUNTING HEX NUT
NICKEL PLATED PHOSPHOR BRONZE INTERNAL TOOTH LOCKWASHER

1117-16-0119 INSULATED FEED THRU-THREAD MOUNT
1117-15-0119

BASIC PART NO. FINISH COLOR

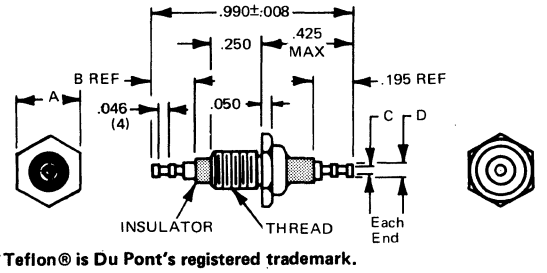

PART NO.	A	B	C	D	THREAD
1117-16-0119	.250	.195	.027	.040	8-32
1117-15-0119	.312	.229	.046	.062	10-32

COMPONENT FINISH/COLOR

PART NO.	TERMINAL (BRASS)	INSULATOR (TEFLON)	THREADED SLEEVE (BRASS)
1117-16-0119	SILVER	WHITE	NICKEL
1117-15-0119	SILVER	WHITE	NICKEL

SUPPLIED UNASSEMBLED: NICKEL PLATED BRASS MOUNTING HEX NUT
NICKEL PLATED PHOSPHOR BRONZE INTERNAL TOOTH LOCKWASHER

*Teflon® is Du Pont's registered trademark.

CONCORD ELECTRONICS CORPORATION
30 GREAT JONES STREET, NEW YORK, N.Y. 10012
(212) 777-6571 • 1-800-847-4162 • FAX (212) 995-0161

TEFLON* TEST POINT JACKS

1128-XX-XXXX

BASIC PART NO. FINISH COLOR (SEE COLOR CHART)

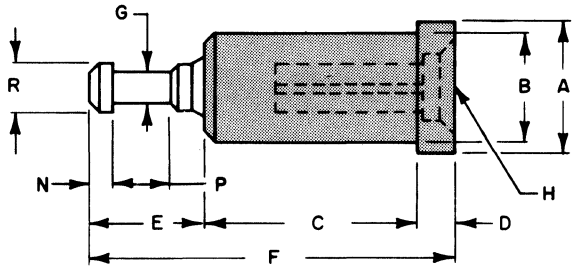

FIG. 1

TEFLON COLOR CHART

XX	COLOR
10	BLACK
11	BROWN
12	RED
13	ORANGE
14	YELLOW
15	GREEN
16	BLUE
17	VIOLET
18	GRAY
* 19	WHITE

* STANDARD

PART NO.	FIG	A	B	C	D	E	F††	G	H* (PROBE DIA)	N	P	R	T (PROBE LENGTH)
1128-01	1	.150	.120	.113	.030	.060	.203	.046	.040	.010	.040	.080	.078
02	1	.142	.120	.244	.046	.120	.410	.040	.040	.023	.071	.060	.205
03	1	.142	.120	.283	.046	.120	.449	.040	.040	.028	.060	.060	.245
04	1	.172	.140	.179	.046	.120	.345	.040	.040	.023	.071	.060	.140
05	1	.172	.140	.143	.050	.060	.253	.046	.040	.010	.040	.080	.125
06	1	.172	.148	.094	.046	.050	.190	.046	.040	.010	.030	.080	.078
07	1	.172	.148	.097	.046	.060	.203	.046	.040	.010	.040	.080	.078
08	1	.172	.148	.179	.046	.120	.345	.040	.040	.023	.071	.060	.140
09	1	.218	.170	.269	.046	.060	.375	.046	.090	.010	.040	.078	.250
11	1	.218	.185	.300	.050	.105	.455	.080	.080	.020	.065	.125	.315
12	1	.218	.185	.174	.046	.120	.340	.054	.090	.026	.057	.074	.140
13	1	.218	.185	.271	.046	.120	.437	.054	.080	.037	.046	.074	.195
15	1	.218	.185	.271	.046	.120	.437	.054	.090	.037	.046	.074	.195
16	1	.218	.185	.301	.046	.120	.467	.054	.080	.035	.047	.074	.225
17	1	.218	.185	.287	.046	.120	.453	.054	.050	.037	.048	.074	.195
18	1	.218	.185	.400	.050	.187	.640	.054	.080	.037	.111	.074	.280
19	1	.375	.200	.417	.230	.187	.834	.054	.093	.035	.114	.074	.518
20	1	.218	.200	.387	.187	.187	.761	.054	.093	.035	.116	.074	.455
28	1	.218	.200	.387	.125	.187	.699	.054	.093	.035	.116	.074	.390
29	1	.250	.218	.294	.046	.060	.400	.066	.105	.010	.040	.098	.250
30	1	.250	.204	.271	.046	.120	.437	.054	.080	.035	.046	.074	.195
31	1	.218	.185	.271	.046	.187	.504	.054	.080	.037		.074	.187
32	1	.172	.148	.285	.065	.120††	.470	.040	.040		.070	.060	.225

TERMINAL JACK: (BERYLLIUM COPPER CONTACTS) GOLD PLATED
BUSHING: TEFLON

* = ±.001

†† = REFERENCE DIMENSION

*Teflon® is Du Pont's registered trademark.

CONCORD ELECTRONICS CORPORATION
30 GREAT JONES STREET, NEW YORK, N.Y. 10012
(212) 777-6571 • 1-800-847-4162 • FAX (212) 995-0161

TEFLON* TEST POINT JACKS

1128-XX-XX XX

BASIC PART NO. FINISH COLOR (SEE COLOR CHART)

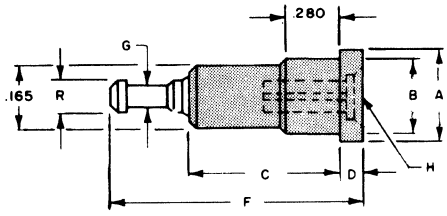

FIG. 2

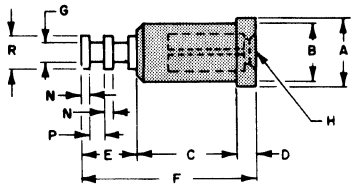

FIG. 3

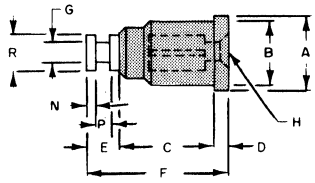

FIG. 4

TEFLON COLOR CHART

XX	COLOR
10	BLACK
11	BROWN
12	RED
13	ORANGE
14	YELLOW
15	GREEN
16	BLUE
17	PURPLE
18	GRAY
* 19	WHITE

* STANDARD

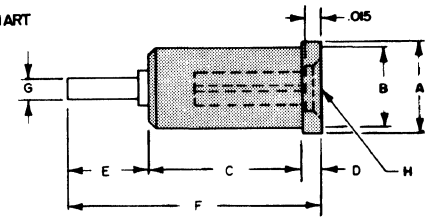

FIG. 5

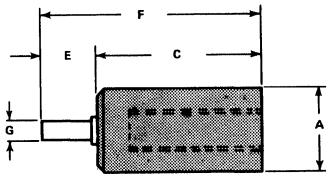

FIG. 5A

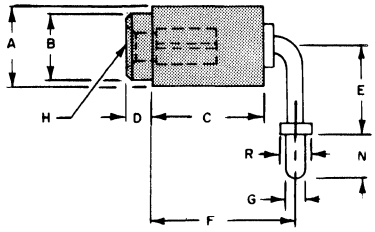

FIG. 6

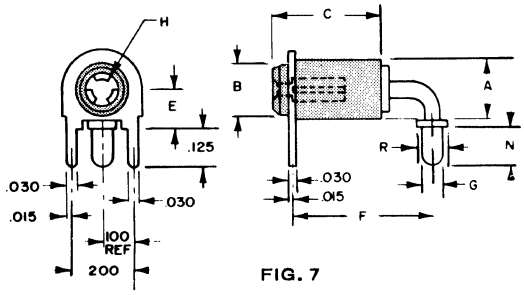

FIG. 7

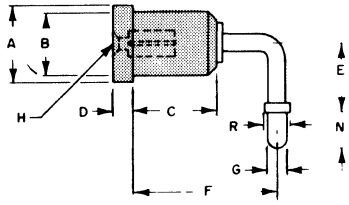

FIG. 8

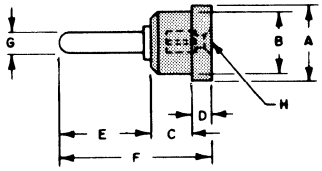

FIG. 9

PART NO.	FIG	A	B	C	D	E	F††	G	H* (PROBE DIA)	N	P	R	T (PROBE LENGTH)
1128-33	2	.218	.185	.700	.046		.896	.054	.050			.070	.300
34	3	.172	.148	.204	.046	.175	.425	.040	.032	.020	.060	.080	.200
35	4	.218	.184	.284	.046	.105	.435	.080	.080	.020	.065	.125	.310
36	5	.172	.148	.175	.046	.187	.408	.060	.040				.135
37	4	.172	.148	.424	.046	.187	.657	.062	.040	.015	.161	.093	.400
50	6	.219	.185	.316	.062	.233	.385	.050	.080	.125		.080	.250
51	7	.218	.187	.689		.140	.500	.050	.080	.125		.080	.500
52	7	.218	.187	.378		.140	.400	.050	.080	.125		.080	.250
53	7	.218	.187	.378		.140	.400	.035	.080	.187		.080	.250
54	7	.218	.187	.378		.140	.500	.050	.080	.125		.080	.250
55	7	.218	.187	.398		.140	.520	.040	.080	.130		.080	.270
56	8	.250	.218	.316	.062	.250	.500	.050	.080	.125		.080	.250
57	8	.250	.218	.316	.062	.250	.400	.050	.080	.125		.080	.250
58	5A	.218		.430		.150	.580	.050	.080				.200
59	5A	.218		.500		.150	.650	.050	.080				.280
65	9	.172	.148	.204	.046	.150	.400	.040*	.033				.200
66	9	.250	.218	.318	.060	.176	.554	.040	.080				.250

†† = REFERENCE DIMENSION

* = ±.001

TERMINAL JACK: (BERYLLIUM COPPER CONTACTS) GOLD PLATED

BUSHING: TEFLON

*Teflon® is Du Pont's registered trademark.

CONCORD® ELECTRONICS CORPORATION

30 GREAT JONES STREET, NEW YORK, N.Y. 10012

(212) 777-6571 • 1-800-847-4162 • FAX (212) 995-0161

TEFLON* TEST POINT JACKS

1138-XX-XX XX

BASIC PART NO. FINISH COLOR (SEE COLOR CHART)

FIG. 10

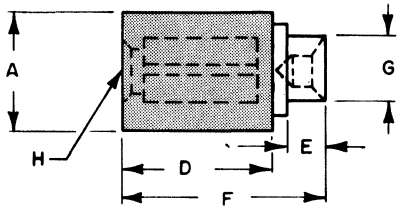

FIG. 11

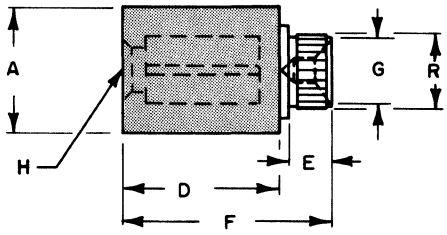

FIG. 12

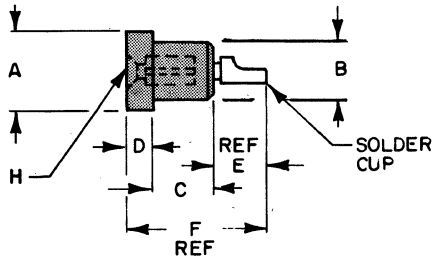

TEFLON COLOR CHART

XX	COLOR
10	BLACK
11	BROWN
12	RED
13	ORANGE
14	YELLOW
15	GREEN
16	BLUE
17	PURPLE
18	GRAY
* 19	WHITE

* STANDARD

PART NO.	FIG	A	B	C	D	E	F	G	PROBE DIA H*	R	PROBE LENGTH T
1138-01	10	.187			.281	.090	.381	.062	.080		.250
-02	10	.218			.281	.080	.381	.112	.080		.250
-03	10	.218			.343	.078	.441	.112	.080		.250
-04	10	.187			.281	.080	.376	.066	.080		.200
-05	11	.187			.281	.100	.391	.048	.080	.056	.250
-06	10	.187			.281	.085	.376	.066	.080		.200
-25††	12	.187	.148	.154	.065	.140	.359		.040		.125
-26††	12	.172	.148	.154	.065	.140	.359		.040		.125
-27††	12	.218	.171	.216	.065	.156	.437		.062		.187
-29††	12	.250	.185	.216	.065	.156	.437		.080		.187
-30††	12	.245	.203	.334	.050	.147	.531		.042		.250

TERMINAL JACK: (BERYLLIUM COPPER CONTACTS) GOLD PLATED
BUSHING: TEFLON

* = ±.001
†† = FLOATING CONTACT

*Teflon® is Du Pont's registered trademark.

CONCORD ELECTRONICS CORPORATION
30 GREAT JONES STREET, NEW YORK, N.Y. 10012
(212) 777-6571 • 1-800-847-4162 FAX (212) 995-0161

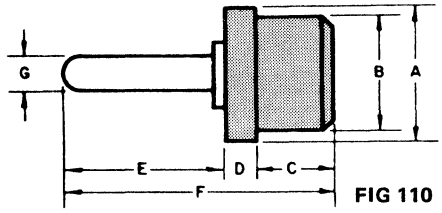

FIG 110

INSULATOR IS TEFLON, TERMINAL IS BRASS

FIG 110	PART NO.	A	B	C	D	E	F	G
	1100-56	.093	.075	.060	.030	.210	.300	.030
	1100-93	.125	.093	.100	.040	.175	.315	.030
	1100-01	.125	.093	.060	.032	.093	.185	.032
	1100-02	.125	.093	.089	.031	.093	.213	.040
	1100-03	.125	.093	.084	.031	.130	.245	.040
	1100-04	.125	.093	.089	.031	.130	.250	.040
	1100-05	.125	.093	.075	.040	.147	.262	.040
	1100-06	.125	.093	.085	.040	.174	.299	.040
	1100-07	.125	.093	.100	.040	.210	.350	.040
	1100-61	.125	.093	.100	.040	.885	1.025	.040
	1100-08	.125	.104	.089	.031	.130	.250	.040
	1100-09	.172	.112	.120	.020	.210	.350	.040
	1100-57	.150	.125	.075	.050	.210	.335	.040
	1100-11	.172	.148	.100	.040	.110	.250	.040
	1100-13	.172	.148	.100	.040	.125	.265	.040
	1100-14	.172	.148	.115	.040	.125	.280	.040
	1100-15	.172	.148	.075	.040	.145	.260	.040
	1100-16	.172	.148	.100	.040	.145	.285	.040
	1100-17	.172	.148	.110	.050	.145	.305	.040
	1100-18	.172	.148	.050	.050	.147	.247	.040
	1100-19	.172	.148	.070	.030	.150	.250	.040*
	1100-20	.172	.148	.132	.040	.193	.365	.040
	1100-22	.172	.148	.050	.050	.210	.310	.040
	1100-24	.172	.148	.075	.050	.210	.335	.040
	1100-25	.172	.148	.075	.060	.210	.345	.040
	1100-28	.172	.148	.100	.040	.210	.350	.040
	1100-29	.172	.148	.062	.078	.210	.350	.040
	1100-31	.172	.148	.120	.040	.210	.370	.040
	1100-32	.172	.148	.110	.050	.210	.370	.040
	1100-34	.172	.148	.160	.040	.210	.410	.040
	1100-35	.172	.148	.250	.040	.210	.500	.040
	1100-37	.172	.148	.100	.040	.320	.460	.040
	1100-40	.172	.148	.100	.040	.450	.590	.040
	1100-42	.172	.148	.100	.040	.610	.750	.040
	1100-59	.172	.148	.100	.040	.545	.685	.040
	1100-21	.172	.148	.110	.046	.204	.360	.046
	1100-43	.187	.165	.150	.125	.210	.485	.040
	1100-44	.187	.165	.150	.187	.210	.547	.040
	1100-45	.187	.165	.218	.187	.312	.718	.040
	1100-73	.187	.171	.100	.040	.440	.580	.063
	1100-46	.195	.172	.100	.040	.210	.350	.040
	1100-47	.200	.179	.100	.040	.210	.350	.040
	1100-48	.200	.180	.175	.125	.300	.600	.062
	1100-49	.250	.218	.100	.040	.210	.350	.040

*±.001

*Teflon® is Du Pont's registered trademark.

30 GREAT JONES STREET
NEW YORK, N.Y. 10012-1115
(212) 777-6571 • FAX (212) 995-0161

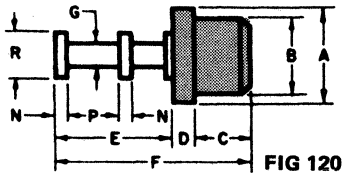

FIG 120

FIG 120	PART NO.	A	B	C	D	E	F	G	N	P	R
	1102-01	.125	.093	.100	.040	.170	.310	.030	.020	.060	.060
	1102-02	.125	.093	.080	.040	.210	.330	.040	.020	.100	.080
	1102-03	.125	.093	.100	.040	.210	.350	.040	.020	.100	.080
	1102-04	.125	.104	.087	.103	.156	.346	.046	.020	.046	.093
	1102-05	.125	.104	.100	.103	.156	.359	.046	.020	.046	.093
	1102-06	.156	.127	.156	.219	.156	.531	.046	.020	.046	.093
	1102-07	.172	.130	.190	.040	.250	.480	.040	.020	.093	.093
	1102-08	.187	.135	.150	.250	.250	.647	.040	.020	.093	.093
	1102-10	.172	.148	.060	.040	.154	.254	.046	.020	.047	.093
	1102-12	.172	.148	.140	.040	.154	.334	.046	.020	.047	.093
	1102-13	.172	.148	.100	.040	.210	.350	.040	.020	.100	.080
	1102-14	.172	.148	.110	.040	.210	.360	.040	.020	.100	.080
	1102-15	.172	.148	.125	.040	.210	.375	.040	.020	.100	.080
	1102-16	.172	.148	.125	.093	.210	.428	.040	.020	.100	.080
	1102-17	.172	.148	.158	.093	.210	.461	.040	.020	.100	.080
	1102-18	.172	.148	.250	.040	.210	.500	.040	.020	.100	.080
	1102-21	.172	.148	.165	.040	.250	.455	.040	.020	.093	.093
	1102-22	.172	.148	.180	.040	.250	.470	.040	.020	.093	.093
	1102-23	.172	.148	.110	.125	.250	.482	.040	.020	.093	.093
	1102-24	.172	.148	.250	.040	.250	.540	.040	.020	.093	.093
	1102-25	.172	.148	.165	.187	.250	.598	.040	.020	.093	.093
	1102-26	.172	.152	.100	.040	.156	.296	.047	.020	.047	.093
	1102-27	.172	.152	.150	.040	.156	.346	.047	.020	.047	.093
	1102-28	.172	.152	.165	.040	.156	.361	.047	.020	.047	.093
	1102-29	.172	.152	.088	.040	.207	.335	.047	.020	.100	.093
	1102-30	.172	.152	.100	.040	.207	.347	.047	.020	.100	.093
	1102-31	.187	.165	.150	.125	.156	.431	.046	.020	.046	.093
	1102-32	.187	.165	.125	.187	.156	.468	.046	.020	.046	.093
	1102-33	.187	.165	.150	.187	.156	.493	.046	.020	.046	.093
	1102-34	.187	.165	.150	.250	.156	.556	.046	.020	.046	.093
	1102-35	.187	.165	.100	.400	.156	.656	.046	.020	.046	.093
	1102-36	.187	.165	.300	.250	.156	.706	.046	.020	.046	.093
	1102-37	.187	.165	.150	.400	.156	.706	.046	.020	.046	.093
	1102-38	.187	.165	.150	.125	.210	.485	.040	.020	.100	.093
	1102-40	.187	.165	.150	.125	.246	.522	.040	.020	.093	.093
	1102-41	.187	.165	.150	.187	.246	.583	.040	.020	.093	.093
	1102-42	.187	.165	.150	.250	.246	.646	.040	.020	.093	.093
	1102-43	.187	.165	.150	.400	.246	.796	.040	.020	.093	.093
	1102-44	.187	.165	.100	.400	.250	.750	.040	.020	.093	.093
	1102-45	.187	.165	.150	.125	.281	.556	.046	.031	.093	.125
	1102-46	.187	.165	.100	.175	.281	.556	.046	.031	.093	.125
	1102-47	.187	.165	.150	.187	.281	.618	.046	.031	.093	.125
	1102-48	.187	.165	.200	.200	.281	.681	.046	.031	.093	.125
	1102-49	.187	.165	.150	.250	.281	.681	.046	.031	.093	.125
	1102-50	.187	.165	.200	.350	.281	.831	.046	.031	.093	.125
	1102-51	.187	.165	.150	.400	.281	.831	.046	.031	.093	.125
	1102-52	.187	.165	.200	.350	.343	.893	.047	.031	.125	.125
	1102-53	.187	.171	.150	.125	.156	.431	.046	.020	.046	.093
	1102-54	.187	.171	.150	.187	.156	.493	.046	.020	.046	.093
	1102-55	.187	.171	.150	.250	.156	.556	.046	.020	.046	.093

*Teflon® is Du Pont's registered trademark.

30 GREAT JONES STREET, NEW YORK, N.Y. 10012
(212) 777-6571 • 1-800-847-4162 • FAX (212) 995-0161

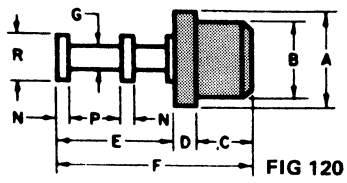

FIG 120

FIG 120 (CONT'D)	PART NO.	A	B	C	D	E	F	G	N	P	R
	1102-56	.187	.171	.187	.250	.156	.593	.046	.020	.046	.093
	1102-57	.187	.171	.300	.250	.156	.706	.046	.020	.046	.093
	1102-60	.187	.171	.150	.125	.210	.485	.040	.020	.100	.080
	1102-61	.187	.171	.150	.250	.210	.610	.040	.020	.100	.080
	1102-63	.187	.171	.147	.187	.250	.584	.040	.020	.093	.093
	1102-64	.187	.171	.150	.125	.281	.556	.046	.031	.093	.125
	1102-65	.187	.171	.150	.125	.281	.556	.062	.031	.093	.125
	1102-66	.187	.171	.215	.125	.281	.621	.062	.031	.093	.125
	1102-67	.187	.171	.150	.250	.281	.681	.046	.031	.093	.125
	1102-68	.187	.171	.300	.250	.281	.831	.046	.031	.093	.125
	1102-69	.187	.171	.150	.400	.281	.831	.046	.031	.093	.125
	1102-59	.218	.171	.150	.125	.210	.485	.040	.020	.100	.080
	1102-70	.250	.171	.187	.500	.281	.968	.046	.031	.093	.125
	1102-71	.250	.171	.187	.800	.281	1.268	.046	.031	.093	.125
	1102-72	.200	.179	.100	.040	.210	.350	.040	.020	.100	.080
	1102-75	.218	.185	.100	.040	.210	.350	.040	.020	.100	.080
	1102-74	.218	.185	.125	.040	.210	.375	.040	.020	.100	.080
	1102-78	.218	.185	.140	.125	.281	.546	.046	.031	.093	.125
	1102-79	.250	.204	.100	.040	.210	.350	.040	.020	.100	.080
	1102-80	.250	.215	.187	.500	.156	.843	.047	.020	.046	.093
	1102-81	.250	.215	.187	.800	.156	1.143	.046	.020	.046	.093
	1102-82	.250	.215	.187	.500	.250	.934	.040	.020	.093	.093
	1102-83	.250	.215	.187	.800	.250	1.234	.040	.020	.093	.093
	1102-84	.250	.215	.187	.250	.281	.718	.046	.031	.093	.125
	1102-85	.250	.215	.317	.370	.281	.968	.046	.031	.093	.125
	1102-86	.250	.215	.187	.500	.281	.968	.046	.031	.093	.125
	1102-87	.250	.215	.187	.800	.281	1.268	.046	.031	.093	.125

*Teflon® is Du Pont's registered trademark.

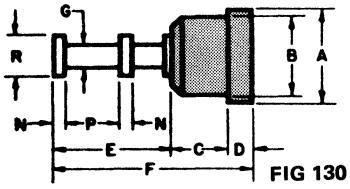

FIG 130

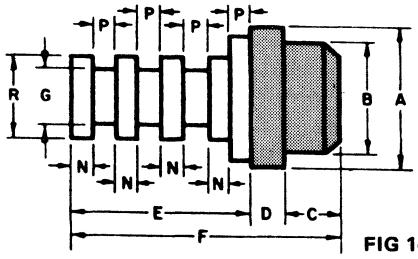

FIG 140

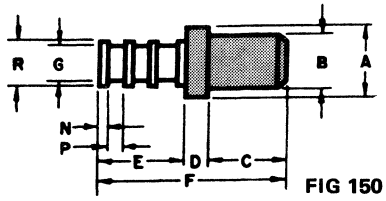

FIG 150

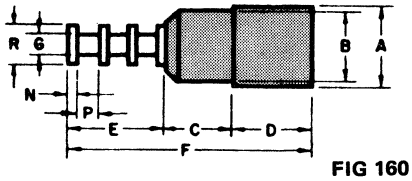

FIG 160

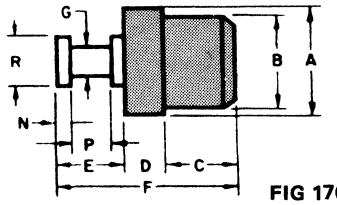

FIG 170

	PART NO.	A	B	C	D	E	F	G	N	P	R
FIG 130	1102R-01	.125	.093	.100	.040	.170	.310	.030	.020	.060	.060
	1102R-11	.172	.148	.100	.040	.156	.296	.046	.020	.046	.093
	1102R-13	.172	.148	.100	.040	.210	.350	.040	.020	.100	.080
	1102R-15	.172	.148	.125	.040	.210	.375	.040	.020	.100	.080
	1102R-93	.172	.148	.165	.040	.210	.415	.040	.020	.100	.080
	1102R-18	.172	.148	.250	.040	.210	.500	.040	.020	.100	.080
	1102R-24	.172	.148	.250	.040	.250	.540	.040	.020	.093	.080
	1102R-58	.188	.171	.155	.040	.210	.405	.040	.020	.100	.080
	1102R-72	.200	.179	.100	.040	.210	.350	.040	.020	.100	.080
	1102R-73	.218	.185	.287	.046	.154	.487	.047	.020	.047	.094
	1102R-74	.218	.185	.125	.040	.210	.375	.040	.020	.100	.080
	1102R-75	.218	.185	.100	.040	.210	.350	.040	.020	.100	.080
	1102R-77	.218	.185	.287	.046	.250	.583	.047	.020	.094	.094
	1102R-79	.250	.204	.100	.040	.210	.350	.040	.020	.100	.080
	1102R-95	.375	.312	.250	.062	.500	.812	.125	.032	.200	.187
FIG 140	1104-03	.172	.148	.080	.050	.232	.362	.070	.029	.031	.109
	1104-04	.172	.148	.110	.050	.232	.392	.070	.029	.031	.109
FIG 150	1104-51	.125	.093	.075	.030	.150	.255	.068	.015	.031	.078
	1104-52	.125	.093	.140	.041	.153	.334	.068	.015	.031	.078
	1104-53	.187	.171	.150	.187	.218	.555	.046	.020	.046	.093
FIG 160	1104R-53	.187	.171	.150	.187	.218	.555	.046	.020	.046	.093
FIG 170	1103-01	.172	.148	.100	.040	.110	.250	.040	.020	.080	.080
	1103-02	.172	.148	.087	.050	.125	.262	.040	.020	.085	.080
	1103-05	.172	.148	.187	.040	.227	.455	.040	.020	.187	.080
	1103-06	.187	.165	.150	.250	.120	.520	.048	.020	.080	.090
	1103-07	.187	.171	.212	.187	.120	.519	.048	.020	.080	.090
	1103-08	.200	.172	.125	.075	.120	.320	.048	.020	.080	.090

*Teflon® is Du Pont's registered trademark.

30 GREAT JONES STREET, NEW YORK, N.Y. 10012
(212) 777-6571 • 1-800-847-4162 • FAX (212) 995-0161

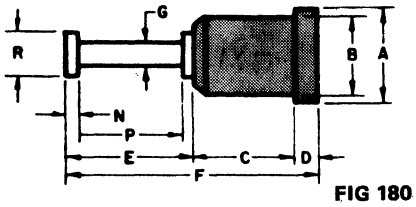

FIG 180

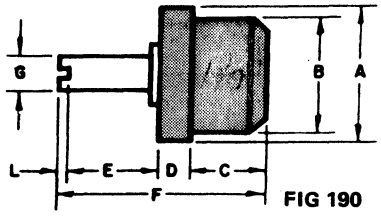

FIG 190

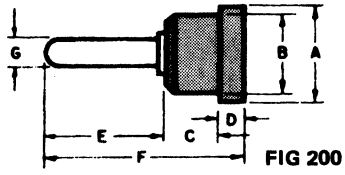

FIG 200

	PART NO.	A	B	C	D	E	F	G	L	M	N	P	R
FIG 180	1103R-01	.172	.148	.100	.040	.110	.250	.040			.020	.080	.080
	1103R-03	.172	.148	.100	.040	.156	.296	.046			.020	.116	.093
	1103R-04	.172	.148	.130	.025	.227	.382	.040			.020	.187	.080
	1103R-05	.172	.148	.187	.040	.227	.455	.040			.020	.187	.080
	1103R-09	.188	.171	.155	.040	.125	.320	.040			.020	.080	.080
	1103R-08	.200	.172	.125	.075	.120	.320	.048			.020	.080	.090
FIG 190	1136-30	.172	.148	.100	.040	.125	.265	.040	.010	.010			
FIG 200	1100R-04	.125	.093	.089	.031	.130	.250	.040	*				
	1100R-07	.125	.093	.100	.040	.210	.350	.040					
	1100R-63	.125	.093	.100	.040	.532	.672	.040△					
	1100R-61	.125	.093	.100	.040	.885	1.025	.040*					
	1100R-08	.125	.104	.089	.031	.130	.250	.040					
	1100R-08A	.125	.106	.089	.031	.130	.250	.040					
	1100R-09	.172	.112	.120	.020	.210	.350	.040					
	1100R-09A	.172	.112	.125	.015	.210	.350	.040					
	1100R-51	.150	.125	.060	.040	.210	.310	.040					
	1100R-66	.150	.125	.100	.040	.210	.350	.040					
	1100R-69	.172	.148	.090	.020	.110	.220	.040					
	1100R-13	.172	.148	.100	.040	.125	.265	.040					
	1100R-22	.172	.148	.050	.050	.210	.310	.040					
	1100R-23	.172	.148	.100	.020	.210	.330	.040					
	1100R-23A	.170	.148	.074	.046	.210	.330	.040					
	1100R-25	.172	.148	.075	.060	.210	.345	.040					
	1100R-26	.172	.148	.125	.015	.210	.350	.040*					
	1100R-27	.172	.148	.120	.020	.210	.350	.040					
	1100R-28	.172	.148	.100	.040	.210	.350	.040					
	1100R-35	.172	.148	.250	.040	.210	.500	.040					
	1100R-36	.172	.148	.132	.040	.218	.390	.040					
	1100R-68	.172	.148	.100	.040	.280	.420	.040					
	1100R-70	.172	.148	.132	.040	.578	.750	.040					
	1100R-42	.172	.148	.100	.040	.610	.750	.040					
	1100R-33	.172	.148	.132	.040	.210	.382	.045					
	1100R-50	.195	.172	.100	.040	.360	.500	.040					
	1100R-52	.218	.185	.287	.046	.210	.543	.040					
	1100R-53	.218	.185	.500	.046	.210	.756	.040					
	1100R-54	.218	.185	.287	.046	.800	1.133	.040					

*Teflon® is Du Pont's registered trademark.

△+.002
-.001

30 GREAT JONES STREET, NEW YORK, N.Y. 10012
(212) 777-6571 • 1-800-847-4162 • FAX (212) 995-0161

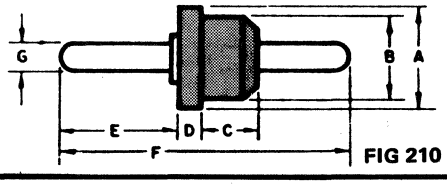

FIG 210

FIG 210	PART NO.	A	B	C	D	E	F	G
	1110-72	.093	.075	.100	.040	.275	.550	.030
	1110-85	.120	.080	.330	.120	.255	.975	.035
	1110-62	.125	.093	.100	.040	.090	.320	.040
	1110-59	.125	.093	.100	.040	.093	.398	.040
	1110-75	.125	.093	.100	.040	.125	.343	.040
	1110-02	.125	.093	.100	.040	.125	.438	040
	1110-03	.125	.093	.075	.040	.147	.375	.040
	1110-04	.125	.093	.100	.040	.156	.453	.040
	1110-60	.125	.093	.100	.040	.210	.443	.040
	1110-05	.125	.093	.100	.040	.210	.515	.040
	1110-06	.125	.093	.100	.040	.687	.987	.040
	1110-07	.150	.125	.060	.025	.125	.335	.040
	1110-08	.150	.125	.060	.040	.125	.335	.040
	1110-09	.150	.125	.100	.040	.125	.375	.040
	1110-64	.150	.125	.100	.040	.210	.443	.040
	1110-11	.150	.125	.060	.040	.210	.515	.040
	1110-63	.150	.125	.110	.050	.210	.534	.040
	1110-13	.172	.148	.100	.040	.075	.325	.040
	1110-14	.172	.148	.100	.040	.093	.443	.040
	1110-15	.172	.148	.110	.050	.106	.431	.040
	1110-16	.172	.148	.100	.040	.125	.375	.040
	1110-17	.172	.148	.132	.040	.125	.407	.040
	1110-18	.172	.148	.110	.050	.147	.410	.040
	1110-19	.172	.148	.105	.140	.187	.619	.040
	1110-20	.172	.148	.100	.040	.210	.443	.040
	1110-21	.172	.148	.100	.040	.210	.515	.040
	1110-22	.172	.148	.132	.040	.210	.515	.040
	1110-23	.172	.148	.050	.050	.210	.515	.040
	1110-24	.172	.148	.120	.040	.210	.535	.040
	1110-25	.172	.148	.132	.040	.210	.535	.040
	1110-26	.172	.148	.160	.040	.210	.535	.040
	1110-27	.172	.148	.110	.050	.210	.535	.040
	1110-28	.172	.148	.100	.040	.210	.562	.040
	1110-29	.172	.148	.160	.040	.210	.571	.040
	1110-67	.172	.148	.165	.040	.210	.580	.040
	1110-30	.172	.148	.170	.040	.210	.630	.040
	1110-31	.172	.148	.217	.040	.210	.630	.040
	1110-32	.172	.148	.250	.040	.210	.710	.040
	1110-68	.172	.148	.250	.093	.210	.719	.040
	1110-33	.172	.148	.100	.040	.210	.725	.040
	1110-69	.172	.148	.160	.040	.210	.725	.040
	1110-66	.172	.148	.100	.040	.210	.890	.040
	1110-34	.172	.148	.100	.040	.210	1.000	.040
	1110-36	.172	.148	.100	.040	.320	.585	.045
	1110-37	.172	.148	.100	.040	.625	.890	.045
	1110-39	.172	.157	.100	.040	.210	.515	.040
	1110-40	.187	.165	.150	.125	.200	.675	.040
	1110-45	.219	.169	.100	.040	.460	2.500	.040
	1110-41	.219	.169	.100	.040	.125	.937	.049
	1110-42	.218	.169	.100	.040	.125	1.250	.049
	1110-43	.218	.169	.100	.040	.125	1.875	.049
	1110-70	.219	.169	.100	.040	.200	1.950	.049
	1110-44	.219	.169	.100	.040	.460	2.500	.049
	1110-46	.187	.171	.212	.187	.125	.740	.063
	1110-47	.187	.171	.275	.250	.125	.865	.050
	1110-48	.187	.171	.171	.063	.133	.540	.046
	1110-49	.218	.171	.110	.050	.680	1.090	.040
	1110-71	.218	.171	.110	.050	.680	2.000	.040
	1110-51	.195	.172	.100	.040	.210	.515	.040
	1110-52	.195	.172	.100	.040	.210	.560	.040
	1110-55	.200	.179	.100	.040	.210	.515	.040
	1110-56	.250	.218	.100	.040	.210	.515	.040

*Teflon® is Du Pont's registered trademark.

30 GREAT JONES STREET
NEW YORK, N.Y. 10012-1115
(212) 777-6571 • 1-800-847-4162
FAX (212) 995-0161

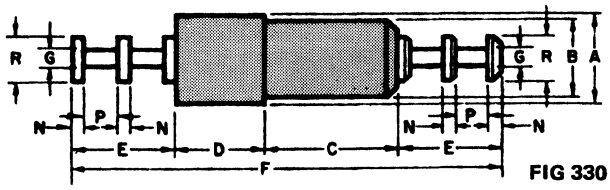

FIG 330

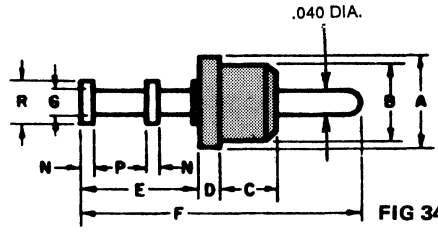

FIG 340

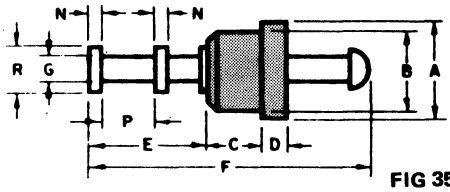

FIG 350

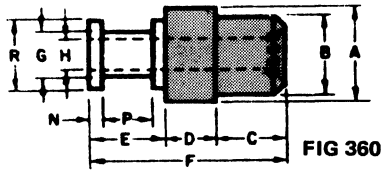

FIG 360

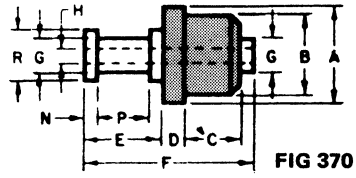

FIG 370

FIG 330	PART NO.	A	B	C	D	E	F	G	H	N	P	R
	1105-01	.250	.218	.375	.250	.281	1.187	.062	–	.031	.093	.125
	1105-02	.250	.218	.625	.500	.281	1.687	.062	–	.031	.093	.125
FIG 340	1133-03	.125	.093	.100	.040	.210	.500	.040	–	.020	.100	.080
	1133-01	.172	.148	.100	.040	.210	.500	.040	–	.020	.100	.080
	1133-02	.172	.148	.230	.125	.250	.836	.040	–	.020	.093	.093
	1133-11	.218	.185	.287	.046	.281	1.052	.060	–	.031	.093	.125
FIG 350	1111R-01	.125	.093	.100	.040	.210	.500	.040	–	.020	.100	.080
	1111R-15	.172	.148	.125	.093	.210	.609	.040	–	.020	.100	.080
	1111R-36	.218	.185	.125	.040	.210	.531	.040	–	.020	.100	.080
	1111R-11	.172	.148	.100	.040	.210	.531	.040	–	.020	.100	.080
	1111R-04	.150	.125	.060	.040	.210	.500	.040	–	.020	.100	.080
	1111R-13	.172	.148	.165	.040	.210	.531	.040	–	.020	.100	.080
	1111R-12	.172	.148	.125	.040	.210	.531	.040	–	.020	.100	.080
	1111R-09	.172	.148	.100	.040	.210	.500	.040	–	.020	.100	.080
	1111R-14	.172	.148	.165	.040	.210	.609	.040	–	.020	.100	.080
FIG 360	1112-15	.172	.148	.125	.093	.133	.351	.082	.062	.020	.093	.125
	1112-17	.188	.171	.155	.093	.133	.381	.082	.062	.020	.093	.125
	1112-32	.172	.148	.125	.093	.133	.351	.100	.062	.020	.093	.125
FIG 370	1113-02	.150	.125	.080	.060	.133	.303	.060	.030	.020	.093	.090
	1113-01	.172	.148	.100	.040	.133	.303	.060	.030	.020	.093	.090
	1113-03	.172	.148	.110	.050	.133	.333	.060	.030	.020	.093	.090
	1113-04	.172	.148	.125	.093	.133	.411	.082	.062	.020	.093	.125
	1113-05	.172	.148	.100	.040	.133	.460	.060	.040	.020	.093	.090

*Teflon® is Du Pont's registered trademark.

[a] CHAMFER WHERE FIGURE SHOWS RADIUS

30 GREAT JONES STREET
NEW YORK, N.Y. 10012-1115
(212) 777-6571 • 1-800-847-4162
FAX (212) 995-0161

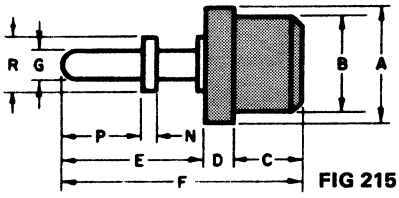

FIG 215

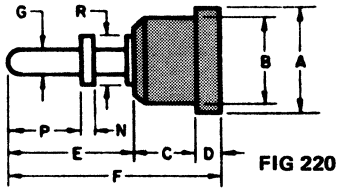

FIG 220

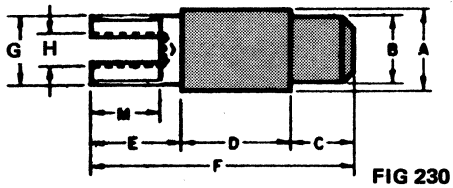

FIG 230

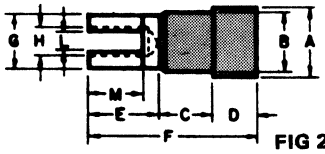

FIG 240

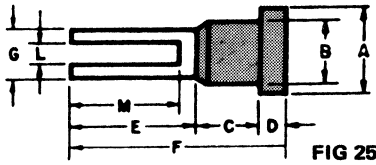

FIG 250

	PART NO.	A	B	C	D	E	F	G	H	L	M	N	P	R
FIG 215	1101-09	.218	.133	.187	.040	.398	.625	.080*				.025	.250	.156
	1101-11	.172	.148	.100	.040	.190	.330	.040				.020	.113	.080
	1101-01	.172	.148	.078	.040	.210	.328	.040				.020	.120	.080
	1101-02	.172	.148	.100	.040	.210	.350	.040				.020	.120	.080
	1101-04	.172	.148	.165	.040	.210	.415	.040				.020	.120	.080
	1101-05	.172	.148	.125	.093	.210	.428	.040				.020	.120	.080
FIG 220	1101R-01	.172	.148	.078	.040	.210	.328	.040				.020	.120	.080
	1101R-02	.172	.148	.100	.040	.210	.350	.040				.020	.120	.080
FIG 230	1106-22	.172	.148	.125	.060	.190	.375	.125	.062		.140			
	1106-01	.187	.165	.150	.250	.203	.603	.148	.078		.156			
	1106-02	.187	.171	.150	.125	.203	.478	.148	.046		.156			
	1106-04	.187	.171	.150	.187	.203	.540	.148	.046		.156			
	1106-06	.187	.171	.165	.187	.203	.555	.148	.046		.156			
	1106-08	.187	.171	.150	.250	.203	.603	.148	.046		.156			
	1106-12	.187	.171	.150	.400	.203	.753	.148	.046		.156			
	1106-03	.187	.171	.150	.125	.203	.478	.148	.078		.156			
	1106-05	.187	.171	.150	.187	.203	.540	.148	.078		.156			
	1106-07	.187	.171	.212	.187	.203	.602	.148	.078		.156			
	1106-09	.187	.171	.150	.250	.203	.603	.148	.078		.156			
	1106-10	.187	.171	.230	.187	.203	.620	.148	.078		.156			
	1106-11	.187	.171	.100	.400	.203	.703	.148	.078		.156			
	1106-13	.187	.171	.150	.400	.203	.753	.148	.078		.156			
	1106-14	.250	.171	.187	.500	.203	.890	.148	.078		.156			
	1106-15	.250	.171	.187	.800	.203	1.190	.148	.078		.156			
	1106-16	.250	.217	.187	.500	.203	.890	.148	.046		.156			
	1106-18	.250	.217	.187	.800	.203	1.190	.148	.046		.156			
	1106-17	.250	.217	.187	.500	.203	.890	.148	.078		.156			
	1106-19	.250	.217	.187	.800	.203	1.190	.148	.078		.156			
FIG 240	1106R-23	.172	.148	.125	.060	.190	.375	.125	.046		.140			
	1106R-20	.187	.165	.150	.125	.203	.478	.148	.078		.156			
FIG 250	1106R-50	.125	.104	.100	.040	.210	.350	.080		.036	.180			
	1106R-51	.150	.125	.063	.025	.062	.150	.050		.020	.047			

*±.001

*Teflon® is Du Pont's registered trademark.

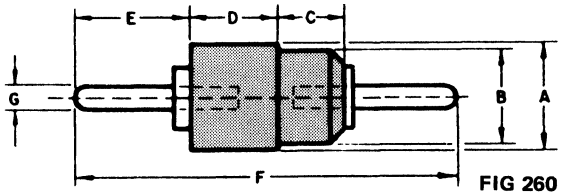

FIG 260

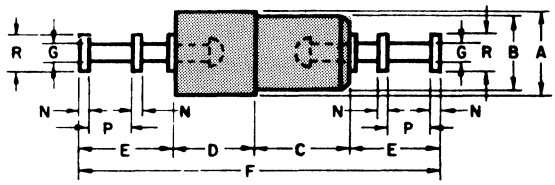

FIG 270

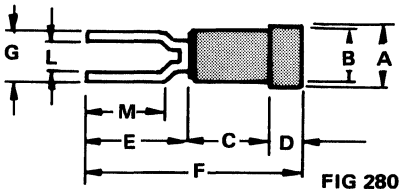

FIG 280

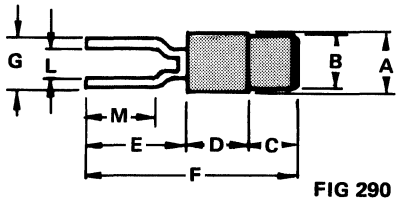

FIG 290

	PART NO.	A	B	C	D	E	F	G	H	L	M	N	P	R
FIG 260	1107-10	.172	.148	.160	.040	.155	.515	.040						
	1107-01	.172	.148	.210	.080	.155	.600	.040						
	1107-02	.172	.148	.160	.040	.180	.560	.040						
	1107-03	.172	.148	.212	.187	.210	.819	.040						
	1107-04	.187	.148	.212	.187	.210	.819	.040						
	1107-06	.187	.171	.212	.140	.110	.572	.040						
	1107-07	.187	.171	.150	.187	.125	.587	.040						
	1107-08	.187	.171	.212	.140	.172	.696	.040						
	1107-09	.187	.171	.212	.187	.210	.819	.040						
FIG 270	1108-05	.187	.148	.212	.187	.210	.819	.040				.020	.100	.080
	1108-03	.205-	.169	.170	.050	.210	.640	.040				.020	.100	.080
	1108-04	.187	.171	.212	.187	.210	.819	.040				.020	.100	.080
	1108-06	.218	.187	.212	.187	.210	.819	.040				.020	.100	.080
	1108-07	.250	.218	.375	.250	.281	1.187	.046				.031	.093	.125
	1108-01	.250	.218	.625	.500	.281	1.687	.046				.031	.093	.125
	1108-02	.250	.218	.925	.800	.281	2.287	.046				.031	.093	.125
FIG 280	1106R-41	.187	.171	.240	.093	.296	.629	.150		.090	.234			
FIG 290	1106-40	.187	.171	.150	.187	.296	.633	.150		.090	.234			

*Teflon® is Du Pont's registered trademark.

30 GREAT JONES STREET, NEW YORK, N.Y. 10012
(212) 777-6571 • 1-800-847-4162 • FAX (212) 995-0161

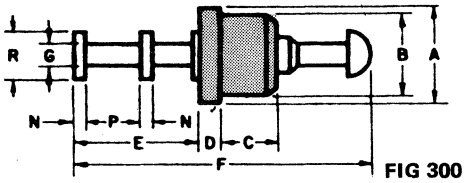

FIG 300

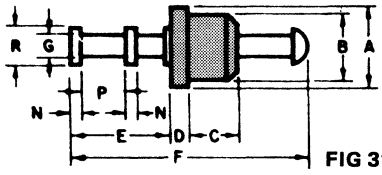

FIG 310

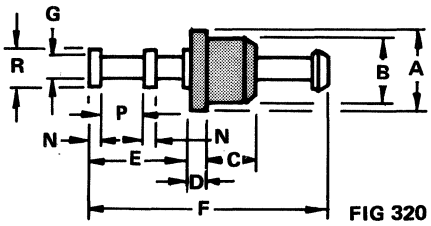

FIG 320

	PART NO	A	B	C	D	E	F	G	N	P	R
FIG 300	1111-02	.172	.112	.100	.040	.210	.535	.040	.020	.100	.080
	1111-04	.150	.125	.060	.040	.210	.500	.040	.020	.100	.080
	1111-08	.172	.148	.060	.040	.210	.500	.040	.020	.100	.080
	1111-11	.172	.148	.100	.040	.210	.531	.040	.020	.100	.080
	1111-12	.172	.148	.125	.040	.210	.531	.040	.020	.100	.080
	1111-14S	.172	.148	.165	.040	.210	.609	.040	.020	.100	.080
	1111-15	.172	.148	.125	.093	.210	.609	.040	.020	.100	.080
	1111-21	.172	.148	.060	.040	.395	.685	.040	.020	.070	.080
	1111-22	.172	.152	.088	.040	.156	.437	.047	.020	.047	.093
	1111-23	.172	.152	.100	.040	.156	.437	.047	.020	.047	.093
	1111-24	.172	.152	.150	.040	.156	.500	.047	.020	.047	.093
	1111-30	.187	.171	.200	.125	.281	.828	.062	.032	.093	.125
	1111-32	.218	.175	.100	.040	.210	.531	.040	.020	.100	.080
	1111-35	.218	.185	.100	.040	.210	.531	.040	.020	.100	.080
	1111-36	.218	.185	.125	.040	.210	.531	.040	.020	.100	.080
	1111-40	.218	.185	.125	.093	.210	.609	.040	.020	.100	.080
	1111-41	.218	.185	.210	.094	.281	.828	.062	.031	.093	.125
	1111-42	.218	.185	.212	.187	.281	.828	.062	.031	.093	.125
	1111-48	.312	.264	.100	.040	.210	.531	.040	.020	.100	.080
FIG 310	1111-01	.125	.093	.100	.040	.210	.500	.040	.020	.100	.080
	1111-03	.172	.116	.100	.040	.210	.500	.040	.020	.100	.080
	1111-06	.172	.148	.083	.040	.210	.438	.040	.020	.100	.080
	1111-07	.172	.148	.100	.040	.210	.438	.040	.020	.100	.080
	1111-09	.172	.148	.100	.040	.210	.500	.040	.020	.100	.080
	1111-10	.172	.148	.165	.040	.210	.500	.040	.020	.100	.080
	1111-50	.172	.148	.165	.040	.210	.531	.040	.020	.100	.080
	1111-14	.172	.148	.165	.040	.210	.609	.040	.020	.100	.080
	1111-16	.172	.148	.158	.093	.210	.609	.040	.020	.100	.080
	1111-17	.172	.148	.165	.040	.210	.812	.040	.020	.100	.080
	1111-55	.172	.148	.287	.046	.210	.812	.040	.020	.100	.080
	1111-18	.172	.148	.125	.040	.245	.550	.040	.020	.070	.080
	1111-19	.172	.148	.230	.125	.250	.836	.050	.020	.093	.093
	1111-20	.172	.148	.165	.187	.250	.836	.050	.020	.093	.093
	1111-25	.187	.165	.212	.187	.250	.836	.050	.020	.093	.093
	1111-26	.187	.171	.212	.187	.250	.836	.050	.020	.093	.093
	1111-29	.187	.171	.150	.250	.250	.836	.050	.020	.093	.093
	1111-31	.187	.171	.400	.375	.281	1.337	.050	.031	.093	.093
	1111-33	.200	.179	.100	.040	.210	.500	.040	.020	.100	.080
	1111-34	.218	.185	.100	.040	.210	.438	.040	.020	.100	.080
	1111-44	.250	.204	.212	.187	.250	.836	.050	.020	.093	.093
	1111-46	.250	.230	.212	.187	.250	.836	.050	.020	.093	.093
	1111-47	.250	.234	.100	.040	.210	.500	.040	.020	.100	.080
FIG 320	1111-54	.250	.200	.138	.040	.290	.650	.093	.020	.120	.125

*Teflon® is Du Pont's registered trademark.

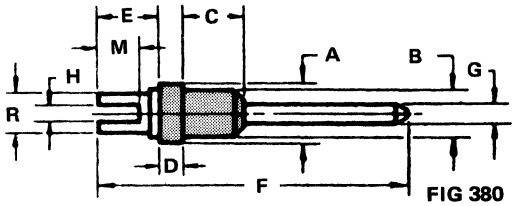

FIG 380

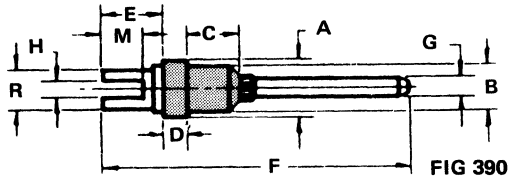

FIG 390

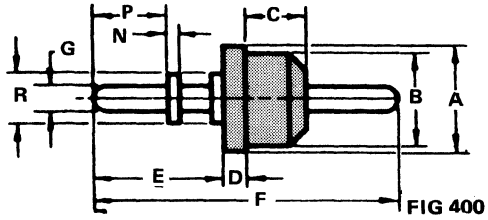

FIG 400

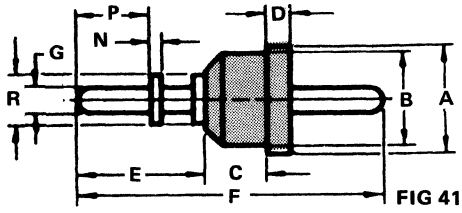

FIG 410

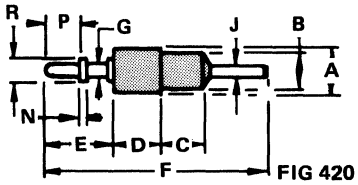

FIG 420

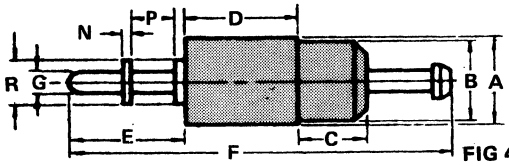

FIG 430

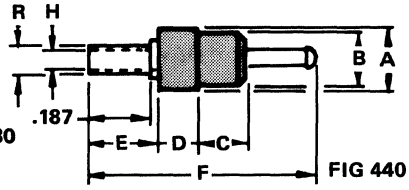

FIG 440

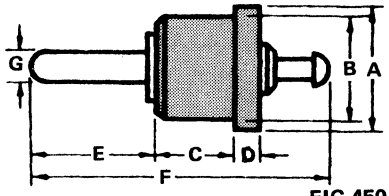

FIG 450

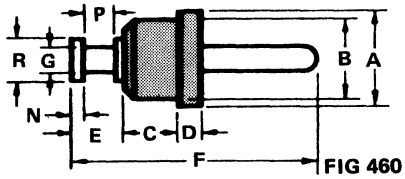

FIG 460

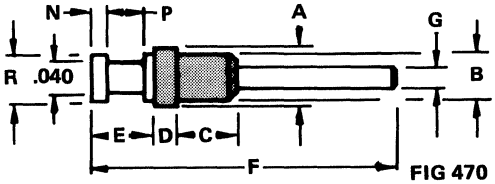

FIG 470

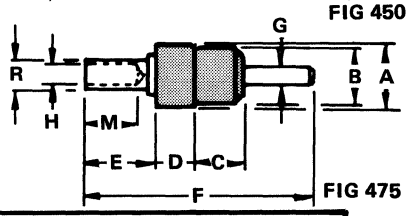

FIG 475

	PART NO.	A	B	C	D	E	F	G	H	J	M	N	P	R
FIG 380	1137-03	.093	.075	.100	.040	.100	.320	.030*	.024		.080			.060
	1137-01	.093	.075	.100	.040	.100	.510	.030*	.024		.080			.060
	1137-02	.093	.075	.100	.040	.100	.552	.030*	.024		.080			.060
FIG 390	1135-02	.093	.075	.090	.040	.100	.471	.030	.024		.075			.060
	1135-01	.093	.075	.090	.040	.100	.510	.030	.024		.075			.060
	1135-03	.093	.075	.090	.040	.225	.635	.030	.024		.075			.060
FIG 400	1119-20	.172	.148	.100	.040	.210	.500	.040				.020	.120	.080
FIG 410	1119R-20	.172	.148	.100	.040	.210	.500	.040				.020	.120	.080
FIG 420	1119-25	.093	.075	.125	.040	.210	1.500	.032**		.030		.020	.100	.060
FIG 430	1119-02	.188	.171	.150	.250	.250	.836	.050				.020	.093	.093
FIG 440	1111-57	.187	.171	.150	.125	.207	.680		.063					.085
FIG 450	1131R-50	.218	.185	.135	.052	.250	.562	.050**						
FIG 460	1121R-50	.172	.148	.100	.040	.093	.443	.040				.020	.062	.080
FIG 470	1121-51	.093	.075	.100	.040	.100	.510	.030				.020	.060	.060
FIG 475	1113-54	.093	.075	.100	.040	.125	.327	.030	.040		.080			.060
	1113-51	.093	.075	.100	.040	.125	.588	.030	.040		.080			.060

**±.001
*+.000
−.005

*Teflon® is Du Pont's registered trademark.

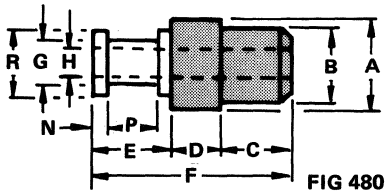

FIG 480

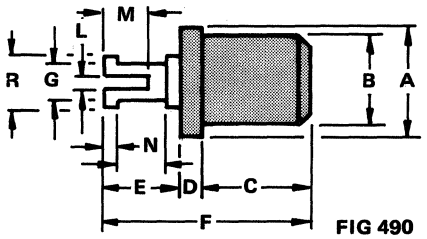

FIG 490

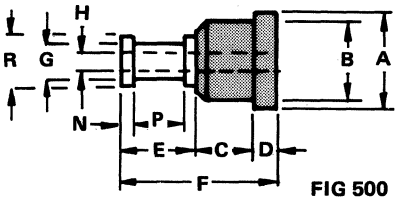

FIG 500

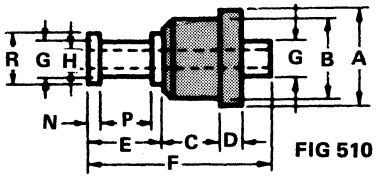

FIG 510

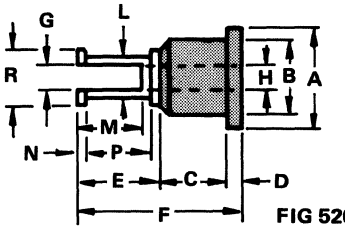

FIG 520

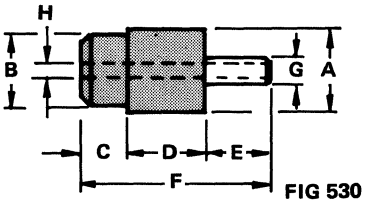

FIG 530

	PART NO.	A	B	C	D	E	F	G	H	L	M	N	P	R
FIG 480	1112-02	.125	.093	.050	.040	.125	.215	.040	.030			.020	.095	.080
	1112-05	.150	.125	.060	.050	.090	.200	.060	.030			.020	.050	.090
	1112-06	.150	.125	.060	.040	.133	.233	.060	.030			.020	.103	.090
	1112-07	.150	.125	.100	.040	.133	.273	.060	.030			.020	.093	.090
	1112-08	.150	.125	.080	.060	.133	.273	.060	.030			.020	.093	.090
	1112-09	.150	.125	.110	.050	.133	.293	.060	.030			.020	.093	.090
	1112-11	.172	.148	.065	.040	.133	.238	.060	.040			.020	.093	.093
	1112-10	.172	.148	.130	.040	.133	.303	.060	.030			.020	.093	.090
	1112-13	.172	.148	.100	.040	.133	.273	.060	.030			.020	.093	.090
	1112-14	.172	.148	.110	.050	.133	.293	.060	.030			.020	.093	.093
	1112.19	.250	.218	.075	.065	.133	.273	.060	.030			.020	.093	.090
	1112-20	.297	.263	.160	.040	.133	.333	.060	.030			.020	.093	.090
FIG 490	1106-52	.125	.093	.140	.041	.095	.276	.068		.030	.075	.015		.078
FIG 500	1112R-01	.125	.093	.080	.020	.100	.200	.050	.030			.010	.080	.070
	1112R-04	.150	.123	.075	.025	.100	.200	.060	.030			.010	.080	.090
	1112R-15	.172	.148	.125	.093	.133	.351	.082	.062			.020	.093	.125
	1112R-16	.172	.148	.130	.100	.162	.392	.060	.042			.020	.130	.093
	1112R-18	.188	.177	.155	.093	.133	.381	.090	.062			.020	.093	.125
FIG 510	1113R-08	.172	.148	.100	.040	.133	.333	.060	.030			.020	.093	.093
	1113R-07	.172	.148	.130	.040	.133	.333	.060	.030			.020	.093	.093
FIG 520	1112R-61	.125	.093	.080	.020	.100	.200	.030	.030	.050	.080	.010	.080	.070
	1112R-62	.125	.093	.140	.020	.100	.260	.030	.030	.050	.040	.010	.080	.070
	1112R-64	.160	.143	.080	.020	.100	.200	.030	.060	.085	.090	.010	.080	.115
FIG 530	1114R-80	.172	.148	.093	.157	.130	.380	.055	.030					

*Teflon® is Du Pont's registered trademark.

30 GREAT JONES STREET, NEW YORK, N.Y. 10012
(212) 777-6571 • 1-800-847-4162 • FAX (212) 995-0161

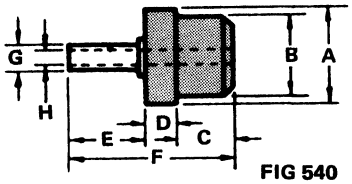

FIG 540

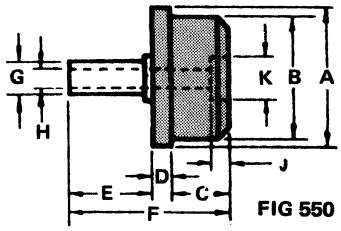

FIG 550

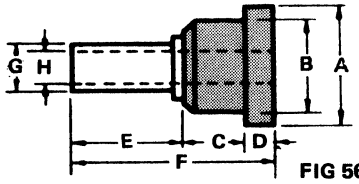

FIG 560

	PART NO.	A	B	C	D	E	F	G	H	J	K
FIG 540	1114-03	.125	.093	.050	.040	.125	.215	.040	.030		
	1114-04	.125	.093	.060	.040	.125	.225	.040	.030		
	1114-05	.125	.093	.090	.040	.187	.317	.040	.030		
	1114-06	.125	.093	.060	.040	.207	.312	.040	.030		
	1114-07	.125	.093	.090	.040	.275	.405	.040	.030		
	1114-08	.130	.120	.053	.050	.207	.310	.040	.030		
	1114-10	.150	.125	.060	.040	.125	.225	.040	.030		
	1114-13	.172	.148	.100	.060	.074	.234	.040	.030		
	1114-16	.172	.148	.100	.060	.136	.296	.040	.030		
	1114-18	.172	.148	.053	.050	.147	.250	.040	.030		
	1114-20	.172	.148	.053	.050	.207	.310	.040	.030		
	1114-21	.172	.148	.055	.050	.207	.312	.085	.063		
	1114-22	.172	.148	.075	.050	.207	.332	.085	.063		
	1114-23	.172	.148	.110	.050	.207	.367	.085	.063		
	1114-24	.172	.148	.110	.050	.207	.367	.085	.070		
	1114-25	.172	.148	.156	.050	.207	.413	.085	.063		
	1114-26	.218	.171	.110	.050	.207	.367	.040	.030		
	1114-27	.218	.171	.110	.050	.207	.367	.085	.063		
	1114-28	.240	.200	.110	.050	.207	.367	.085	.063		
FIG 550	1115-02	.172	.148	.075	.060	.147	.282	.040	.030	.042	.070
	1115-03	.172	.148	.110	.050	.207	.367	.040	.030	.057	.050
	1115-05	.218	.171	.160	.050	.207	.417	.085	.063	.050	.085
	1115-04	.218	.171	.160	.050	.500	.710	.085	.063	.050	.085
	1115-06	.240	.200	.110	.050	.207	.367	.040	.030	.057	.050
	1115-07	.250	.218	.100	.040	.147	.287	.060	.030	.030	.050
FIG 560	1114R-09	.150	.125	.063	.025	.105	.193	.050	.030		
	1114R-11	.150	.125	.075	.025	.125	.225	.045†	.030		
	1114R-12	.150	.125	.075	.025	.147	.247	.045†	.030		
	1114R-14	.172	.148	.063	.025	.105	.193	.080	.052		
	1114R-16	.172	.148	.100	.060	.136	.296	.040	.030		
	1114R-17	.172	.148	.053	.045	.147	.250	.040	.030		
	1114R-18	.172	.148	.053	.050	.147	.250	.040	.030		
	1114R-19	.172	.148	.110	.050	.150	.310	.085	.063		
	1114R-20	.172	.148	.053	.050	.207	.310	.040	.030		
	1114R-23	.172	.148	.110	.050	.207	.367	.085	.063		

†+.000
−.005

*Teflon® is Du Pont's registered trademark.

30 GREAT JONES STREET, NEW YORK, N.Y. 10012
(212) 777-6571 • 1-800-847-4162 • FAX (212) 995-0161

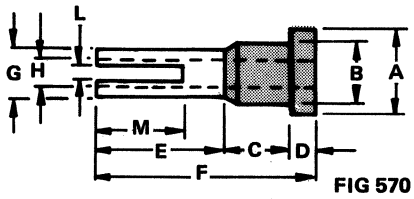

FIG 570

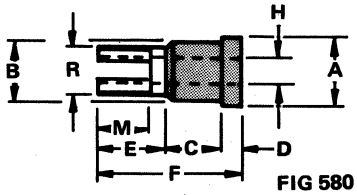

FIG 580

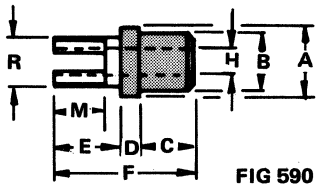

FIG 590

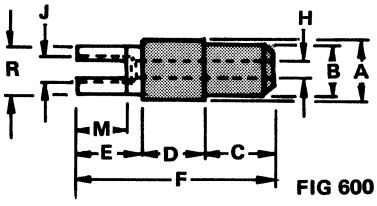

FIG 600

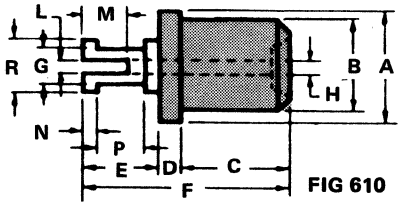

FIG 610

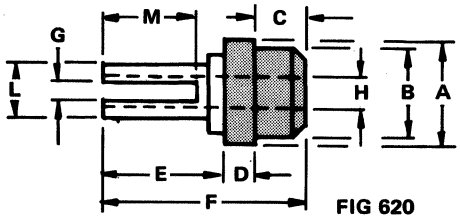

FIG 620

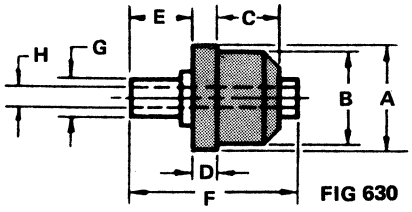

FIG 630

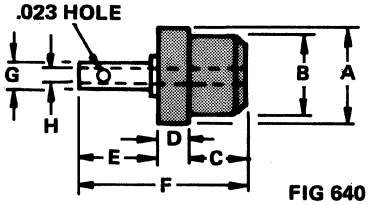

FIG 640

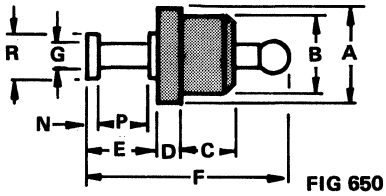

FIG 650

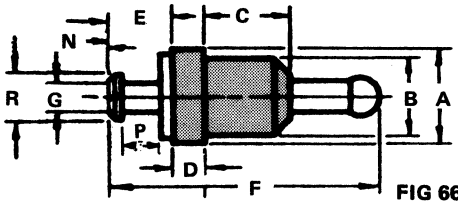

FIG 660

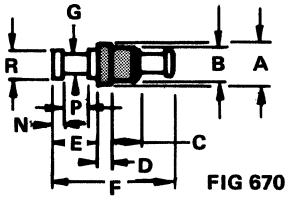

FIG 670

FIG 570	PART NO.	A	B	C	D	E	F	G	H	J	L	M	N	P	R
	1114R-68	.150	.125	.063	.025	.062	.150	.050	.030		.020	.047			
	1114R-64	.150	.136	.125	.025	.160	.310	.060	.030		.028	.100			
FIG 580	1123R-75	.218	.185	.163	.060	.203	.426		.078			.156			.148
FIG 590	1123-75	.218	.185	.163	.060	.203	.426		.078			.156			.148
FIG 600	1123-73	.187	.171	.212	.187	.203	.602		.052	.078		.156			.148
FIG 610	1118-30	.205	.169	.160	.040	.133	.333	.060	.030		.032	.080	.020	.093	.093
FIG 620	1114-73	.172	.148	.080	.050	.190	.320	.030	.050		.085	.175			
	1114-72	.172	.148	.053	.050	.207	.310	.010	.030		.040	.125			
	1114-74	.172	.148	.110	.050	.207	.367	.030	.063		.085	.175			
	1114-75	.218	.171	.110	.050	.207	.367	.030	.062		.085	.175			
FIG 630	1114-50	.172	.148	.100	.040	.100	.270	.060	.030						
FIG 640	1115-11	.172	.148	.100	.060	.136	.296	.040	.030						
FIG 650	1121-31	.172	.148	.100	.040	.190	.520	.040					.020	.160	.080
	1116-02	.187	.171	.171	.063	.133	.540	.046					.020	.093	.093
	1116-03	.312	.171	.171	.063	.133	.540	.046					.020	.093	.093
FIG 660	1116-01	.312	.171	.171	.063	.099	.506	.125					.020	.048	.188
FIG 670	1121-32	.093	.075	.060	.030	.090	.250	.040					.020	.050	.060

*Teflon® is Du Pont's registered trademark.

30 GREAT JONES STREET
NEW YORK, N.Y. 10012-1115
(212) 777-6571 • 1-800-847-4162
FAX (212) 995-0161

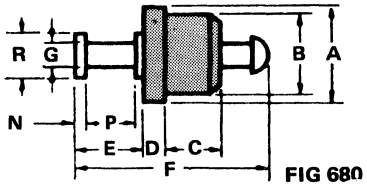

FIG 680

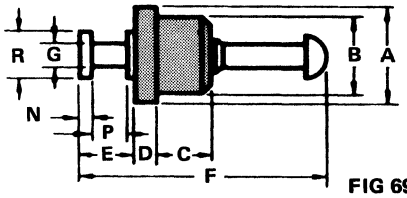

FIG 690

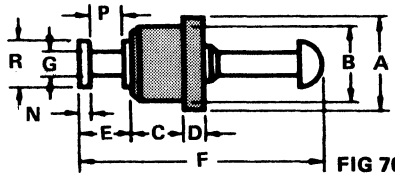

FIG 700

	PART NO.	A	B	C	D	E	F	G	N	P	R
FIG 680	1121-01	.125	.093	.100	.040	.125	.350	.040	.020	.085	.080
	1121-03	.172	.148	.100	.040	.090	.380	.040	.020	.060	.080
	1121-08	.172	.148	.100	.040	.125	.350	.040	.020	.095	.080
	1121-09	.172	.148	.100	.040	.160	.385	.040	.020	.130	.093
	1121-15	.187	.171	.125	.187	.125	.740	.050	.031	.062	.093
	1121-16	.187	.171	.212	.187	.125	.740	.050	.031	.062	.093
	1121-13	.187	.171	.150	.250	.125	.740	.050	.031	.062	.093
	1121-17	.187	.171	.275	.250	.125	.865	.050	.031	.062	.093
	1121-21	.187	.171	.318	.365	.125	1.115	.050	.031	.062	.125
	1121-20	.187	.171	.340	.375	.125	1.115	.050	.031	.062	.125
	1121-19	.187	.171	.400	.375	.125	1.115	.050	.031	.062	.125
	1121-18	.187	.171	.212	.562	.125	1.115	.050	.031	.062	.125
	1121-30	.187	.171	.171	.063	.133	.540	.046	.020	.093	.093
	1121-14	.250	.171	.212	.187	.125	.740	.050	.031	.062	.093
	1121-22	.250	.171	.525	.500	.125	1.365	.050	.031	.062	.125
	1121-23	.250	.171	.825	.800	.125	1.965	.050	.031	.062	.125
	1121-24	.215	.185	.210	.093	.133	.640	.046	.020	.093	.093
	1121-28	.215	.185	.288	.093	.133	.718	.046	.020	.093	.093
	1121-27	.250	.217	.525	.500	.125	1.365	.050	.031	.062	.125
	1121-26	.250	.217	.825	.800	.125	1.965	.050	.031	.062	.125
FIG 690	1121-02	.150	.125	.060	.040	.125	.350	.040	.020	.095	.080
	1121-05	.172	.148	.170	.020	.093	.493	.040	.020	.063	.080
	1121-04	.172	.148	.100	.040	.093	.443	.040	.020	.062	.080
	1121-06	.172	.148	.150	.040	.093	.493	.040	.020	.062.	.080
	1121-10	.172	.148	.125	.040	.250	.640	.040	.020	.210	.080
	1121-11	.200	.172	.125	.075	.120	.500	.048	.020	.080	.090
	1121-12	.200	.172	.125	.075	.120	.500	.080	.020	.080	.125
FIG 700	1121R-04	.172	.148	.100	.040	.093	.443	.040	.020	.062	.080
	1121R-06	.172	.148	.150	.040	.093	.493	.040	.020	.062	.080
	1121R-07	.172	.148	.130	.040	.120	.500	.040	.020	.080	.080
	1121R-08	.172	.148	.100	.040	.125	.350	.040	.020	.094	.080

*Teflon® is Du Pont's registered trademark.

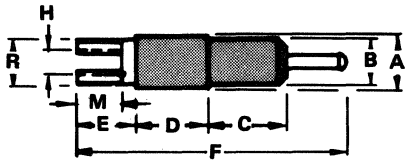

FIG 710

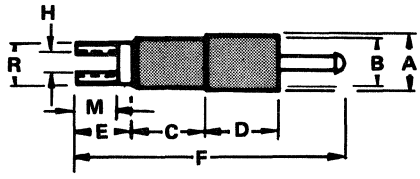

FIG 720

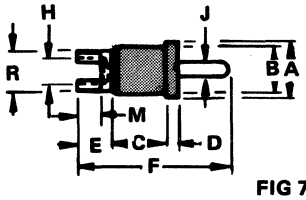

FIG 730

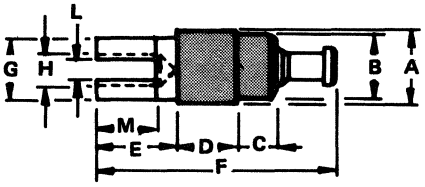

FIG 740

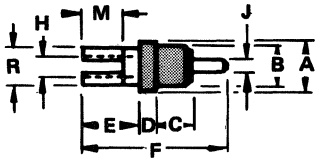

FIG 750

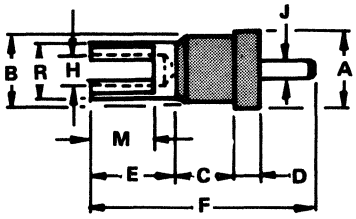

FIG 760

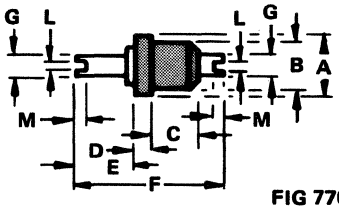

FIG 770

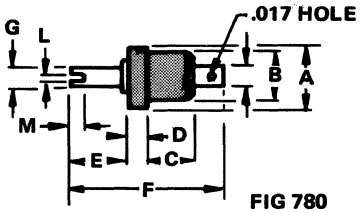

FIG 780

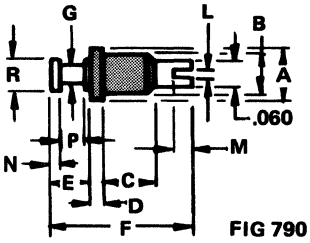

FIG 790

	PART NO.	A	B	C	D	E	F	G	H	J	L	M	N	P	R
FIG 710	1123-02	.187	.171	.212	.187	.203	.821		.078			.156			.148
	1123-03	.187	.171	.230	.187	.203	.821		.078			.156			.148
	1123-05	.187	.171	.275	.250	.203	.947		.078			.156			.148
	1123-07	.187	.171	.400	.375	.203	1.197		.078			.156			.148
	1123-08	.187	.171	.525	.250	.203	1.107		.078			.156			.148
	1123-09	.187	.171	.550	.225	.203	1.197		.078			.156			.148
FIG 720	1123R-02	.187	.171	.212	.187	.203	.821		.078			.156			.148
	1123R-05	.187	.171	.275	.250	.203	.947		.078			.156			.148
	1123R-07	.187	.171	.400	.375	.203	1.197		.078			.156			.148
FIG 730	1123R-60	.187	.171	.187	.040	.125	.477		.078	.050		.078			.148
	1123R-61	.187	.171	.187	.040	.125	.532		.078	.050		.078			.148
	1123R-62	.187	.171	.140	.040	.125	.586		.078	.050		.078			.148
FIG 740	1123-50	.187	.171	.100	.150	.203	.593		.078			.156			.148
FIG 750	1123-70	.172	.148	.125	.060	.190	.495		.062	.040		.140			.125
FIG 760	1123R-70	.172	.148	.125	.060	.190	.495		.062	.040		.140			.125
FIG 770	1136-01	.125	.106	.100	.040	.116	.312	.040			.010	.020			
	1118-03	.205	.169	.160	.040	.140	.480	.060			.032	.110			
FIG 780	1118-01	.125	.106	.100	.040	.116	.312	.040			.010	.020			
FIG 790	1118-40	.125	.106	.130	.030	.093	.346	.040			.015	.047	.020	.060	.080
	1118-32	.125	.106	.130	.030	.093	.346	.040			.025	.047	.020	.060	.080

*Teflon® is Du Pont's registered trademark.

30 GREAT JONES STREET, NEW YORK, N.Y. 10012
(212) 777-6571 • 1-800-847-4162 • FAX (212) 995-0161

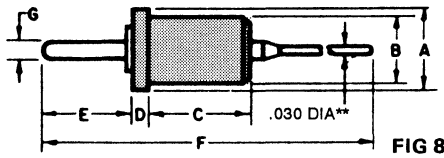

FIG 800

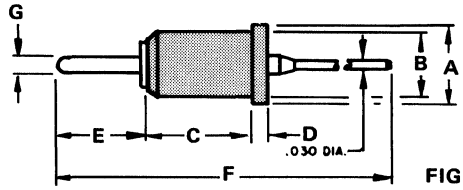

FIG 810

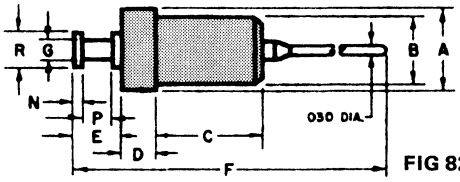

FIG 820

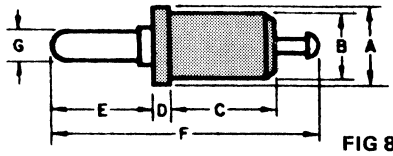

FIG 830

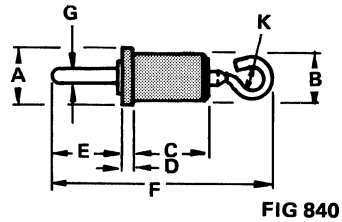

FIG 840

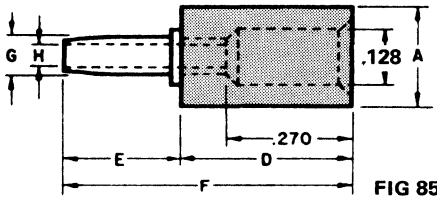

FIG 850

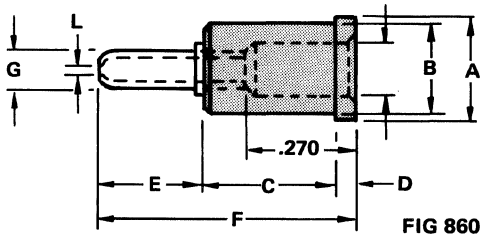

FIG 860

	PART NO.	A	B	C	D	E	F	G	H	K	L	N	P	R
FIG 800	1130-01	.172	.148	.165	.046	.250	1.937	.050						
	1130-02	.218	.185	.250	.046	.120	1.870	.040*						
	1130-08	.218	.185	.287	.046	.281	.739	.081*						
	1130-04	.218	.185	.287	.046	.250	.906	.050*						
	1130-05	.218	.185	.287	.046	.250	1.531	.050*						
	1130-06	.218	.185	.141	.046	.250	1.937	.050*						
	1130-07	.218	.185	.287	.046	.250	2.083	.050*						
FIG 810	1130R-03	.218	.185	.320	.046	.120	1.940	.040*						
FIG 820	1129-01	.218	.185	.287	.093	.125	1.000	.050				.020	.085	.093
	1129-02	.218	.185	.287	.093	.125	2.000	.050				.020	.085	.093
	1129-03	.218	.185	.150	.230	.125	2.000	.050				.020	.085	.093
FIG 830	1131-01	.187	.171	.212	.040	.272	.687	.040*						
	1131-02	.218	.185	.287	.046	.190	.648	.090*						
	1131-03	.218	.185	.135	.052	.250	.562	.050*						
	1131-04	.218	.185	.141	.046	.250	.562	.050*						
	1131-05	.218	.185	.141	.046	.250	.562	.081*						
	1131-06	.218	.185	.141	.046	.250	.612	.062*						
	1131-07	.218	.185	.287	.046	.250	.906	.050*						
	1131-08	.218	.185	.287	.046	.281	.739	.081*						
FIG 840	1120-01	.218	.185	.287	.046	.250	.833	.050		3/32				
	1120-02	.218	.185	.141	.046	.250	.682	.050		1/16				
FIG 850	1132-01	.218			.375	.270	.645	.090*	.062					
	1132-02	.218			.375	.270	.645	.080*	.062					
FIG 860	1114-30	.250	.218	.325	.050	.270	.645	.080			.046			

*Teflon® is Du Pont's registered trademark.

* ±.001
**FOR THE 1130-08 DIA. IS .040

30 GREAT JONES STREET
NEW YORK, N.Y. 10012-1115
(212) 777-6571 • FAX (212) 995-0161

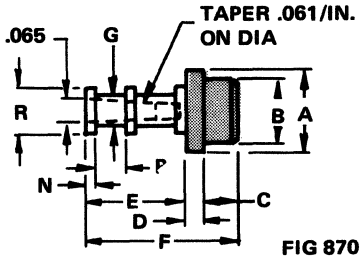

FIG 870

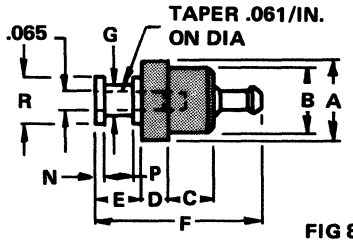

FIG 880

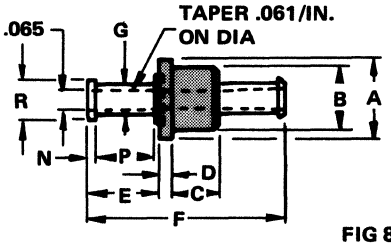

FIG 890

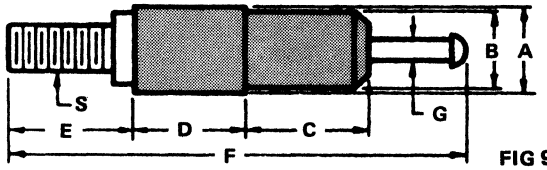

FIG 900

FIG 870	PART NO.	A	B	C	D	E	F	G	N	P	R	S
	1115-51	.250	.200	.100	.060	.293	.453	.093	.025	.093	.149	
	1115-52	.250	.200	.140	.080	.293	.513	.093	.025	.093	.149	
FIG 880	1115-54	.250	.200	.140	.080	.133	.500	.093	.020	.093	.149	
FIG 890	1115-53	.250	.200	.143	.040	.210	.593	.093	.020	.180	.125	
FIG 900	1124-01	.187	.171	.212	.187	.281	.899	.050				4-36
	1124-02	.187	.171	.275	.250	.281	1.024	.050				4-36
	1124-03	.187	.171	.400	.375	.281	1.274	.050				4-36
	1124-10	.187	.171	.212	.187	.281	.899	.050				4-40
	1124-11	.187	.171	.275	.250	.281	1.024	.050				4-40
	1124-12	.187	.171	.400	.375	.281	1.274	.050				4-40

*Teflon® is Du Pont's registered trademark.

PRESS-LOCK TEFLON* INSULATED TERMINALS

FIG. 1000

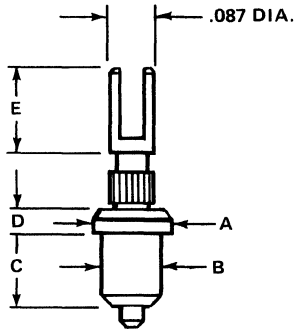

FIG. 1001

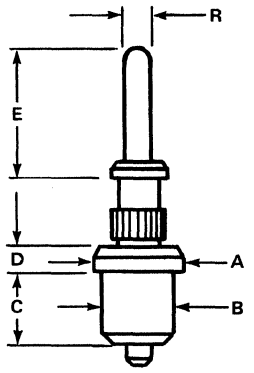

FIG. 1002

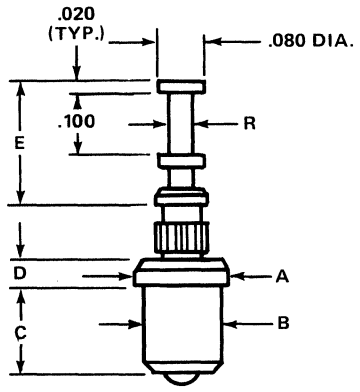

BEFORE INSTALLATION

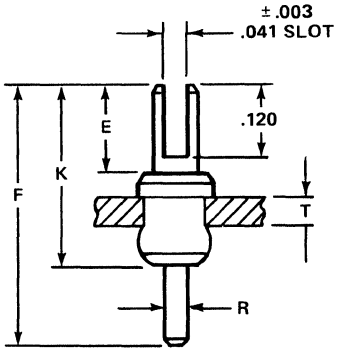

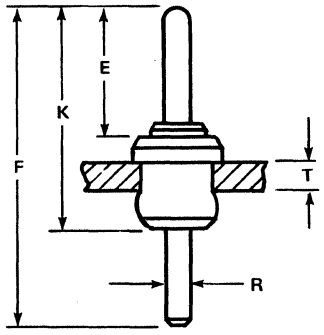

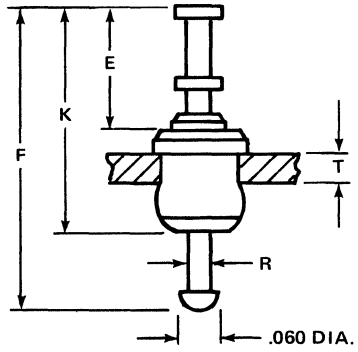

AFTER INSTALLATION

FIGURE	PART NO.	A DIA.	B DIA.	C	D	E	F	K (REF.)	R DIA.	T ±1/64	CHASSIS HOLE ±.002
1000	1177-41	.130	.107	.125	.040	.140	.387	.275	.040	3/64	.109
	1177-42	.130	.107	.125	.040	.140	.437	.275	.040	3/64	.109
1001	1177-52	.125	.084	.125	.040	.210	.515	.345	.040	3/64	.086
	1177-57	.172	.134	.160	.075	.265	.687	.470	.050	3/64	.136
	1177-58	.172	.134	.160	.075	.465	.730	.670	.050	3/64	.136
	1177-55	.172	.134	.170	.040	.210	.535	.390	.040	1/16	.136
	1177-54	.172	.134	.150	.040	.210	.515	.370	.040	3/64	.136
	1177-56	.172	.134	.180	.040	.210	.570	.400	.040	5/64	.136
	1177-51	.125	.084	.125	.040	.156	.461	.291	.040	3/64	.086
	1177-62	.187	.156	.150	.040	.210	.515	.370	.040	3/64	.158
1002	1177-35	.172	.134	.225	.040	.210	.550	.445	.040	1/8	.136
	1177-33	.172	.134	.150	.040	.210	.530	.370	.040	3/64	.136
	1177-32	.172	.134	.150	.040	.210	.500	.370	.040	3/64	.136
	1177-34	.172	.134	.180	.040	.210	.530	.400	.040	5/64	.136
	1177-31	.172	.134	.150	.040	.210	.456	.370	.040	3/64	.136

MATERIAL: TERMINAL – BRASS PER QQ-B-626, ALLOY 360
INSULATION – TEFLON* PER ASTM D1710

*Teflon® is Du Pont's registered trademark

SPECIFY – CONCORD® "THE COMPONENT PEOPLE"

30 GREAT JONES STREET
NEW YORK, N.Y. 10012-1115
(212) 777-6571 • 1-800-847-4162
FAX (212) 995-0161

PRESS-LOCK TEFLON* INSULATED TERMINALS

FIG. 1003

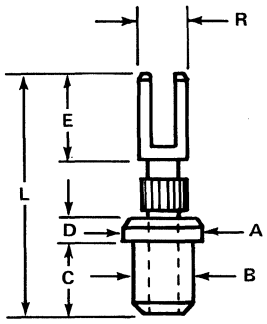

FIG. 1004

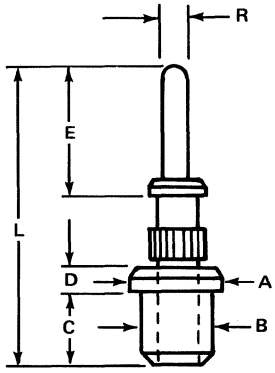

FIG. 1005

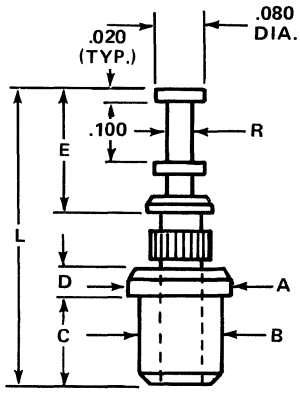

FIG. 1006

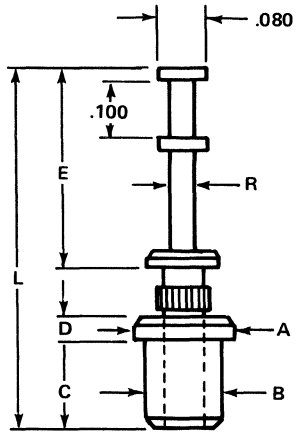

BEFORE INSTALLATION

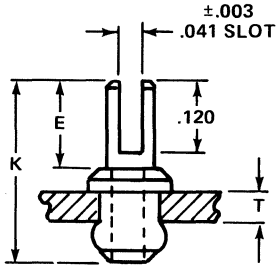

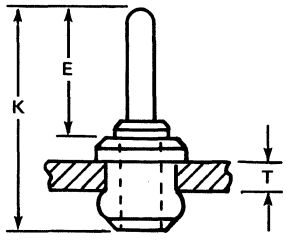

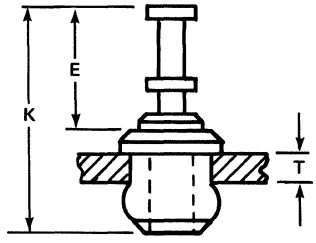

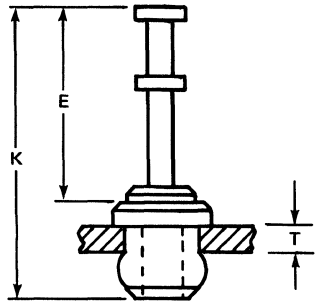

AFTER INSTALLATION

FIGURE	PART NO.	A DIA.	B DIA.	C	D	E	K (REF.)	L	R DIA.	T ±1/64	CHASSIS HOLE ±.002
1003	1177-21	.130	.107	.125	.040	.140	.275	.390	.087	3/64	.109
	1177-22	.130	.107	.172	.040	.140	.322	.442	.087	5/64	.109
1004	1177-01	.125	.084	.125	.040	.210	.345	.455	.040	3/64	.086
	1177-05	.187	.156	.150	.040	.210	.370	.490	.040	3/64	.158
	1177-03	.172	.134	.150	.040	.210	.370	.490	.040	3/64	.136
	1177-04	.172	.134	.180	.040	.210	.400	.540	.040	5/64	.136
1005	1177-11	.172	.134	.150	.040	.210	.370	.490	.040	3/64	.136
	1177-12	.172	.134	.180	.040	.210	.400	.540	.040	5/64	.136
1006	1177-13	.172	.134	.150	.040	.335	.495	.615	.040	3/64	.136

MATERIAL: TERMINAL – BRASS PER QQ-B-626, ALLOY 360
INSULATION – TEFLON* PER ASTM D1710

*Teflon® is Du Pont's registered trademark

30 GREAT JONES STREET
NEW YORK, N.Y. 10012-1115
(212) 777-6571 • 1-800-847-4162
FAX (212) 995-0161

PRESS-LOCK TEFLON* INSULATED TERMINALS

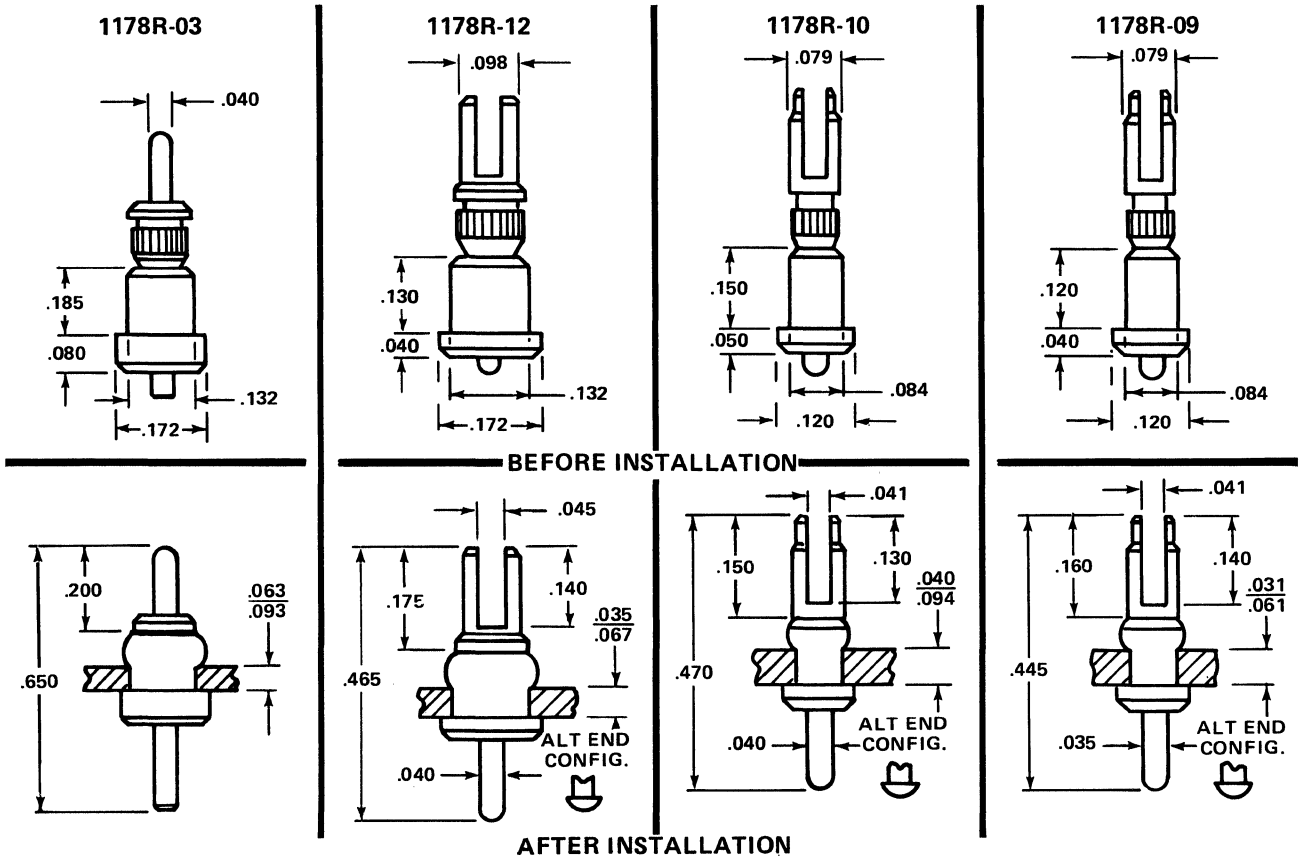

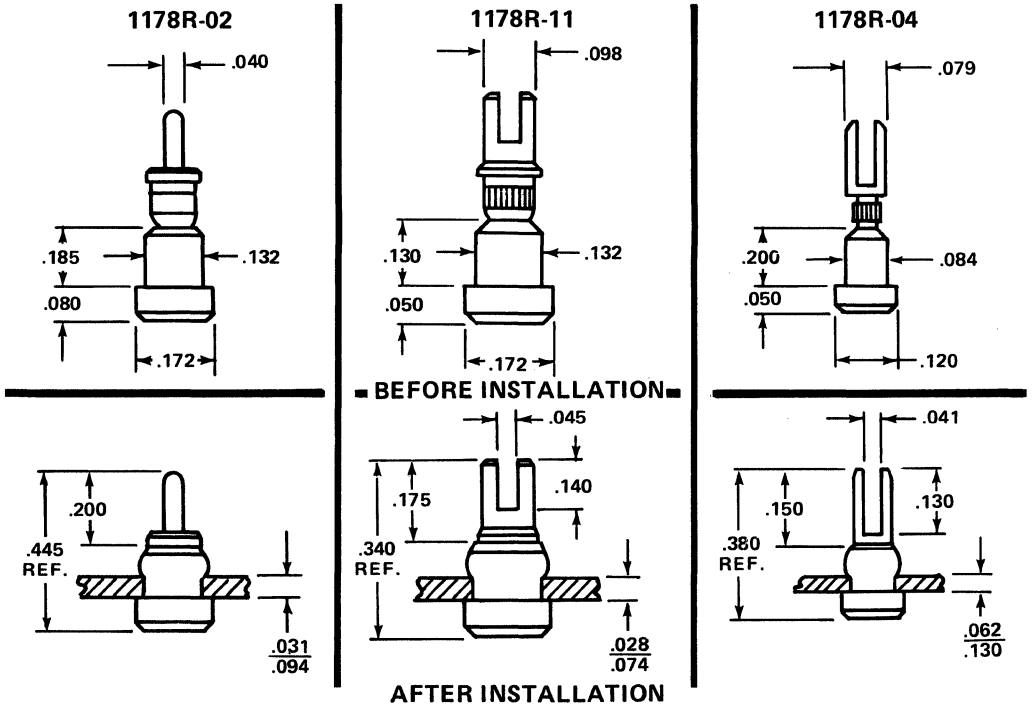

MATERIAL: TERMINAL – BRASS PER QQ-B-626, ALLOY 360
INSULATION – TEFLON* PER ASTM D1710

*Teflon® is Du Pont's registered trademark

SPECIFY – CONCORD® "THE COMPONENT PEOPLE"

30 GREAT JONES STREET
NEW YORK, N.Y. 10012-1115
(212) 777-6571 • FAX (212) 995-0161

SURE-LOCK TEFLON* INSULATED TERMINALS

CONCORD'S Sure-Lock Teflon* Insulated Terminals provide an extra secure mounting onto the board or chassis. To install, first the bushing is inserted into the mounting hole. The terminal is then pressed into the bushing to the drawing dimensions. The diameter of the Teflon* bushing that extends past the back side of the board expands to anchor the pin/bushing assembly in place.

MATERIAL.
Terminal – Brass Per QQ-B-626, Alloy 360
Insulation – Teflon* per ASTMD 1710

NOTE:
TERMINAL AND BUSHING SUPPLIED UNASSEMBLED.

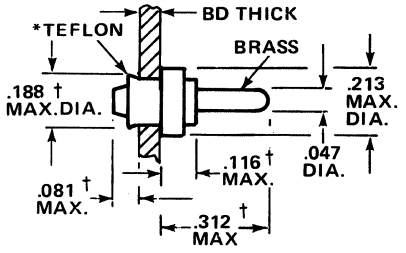

NO.	BD. THICK	MTG. HOLE
1175-021	.031	.142
1175-022	.062	+.003
1175-023	.094	-.001

COMPONENT	MATERIAL
Insulator	Teflon* (White)
Terminals	Brass, Gold Plated

† POST INSTALLATION DIMENSIONS

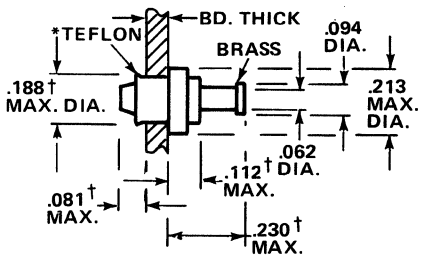

NO.	BD. THICK	MTG. HOLE
1175-351	.031	.142
1175-352	.062	+.003
1175-353	.094	-.001

COMPONENT	MATERIAL
Insulator	Teflon* (White)
Terminals	Brass, Gold Plated

† POST INSTALLATION DIMENSIONS

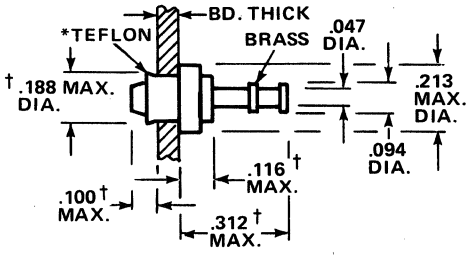

NO.	BD. THICK	MTG. HOLE
1175-401	.031	.142
1175-402	.062	+.003
1175-403	.094	-.001
1175-404	.125	

COMPONENT	MATERIAL
Insulator	Teflon* (White)
Terminals	Brass, Gold Plated

† POST INSTALLATION DIMENSIONS

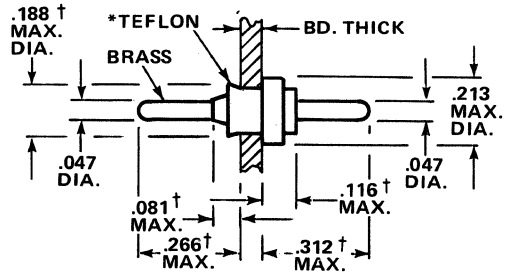

NO.	BD. THICK	MTG. HOLE
1175-011	.031	.142
1175-012	.062	+.003
1175-013	.094	-.001

COMPONENT	MATERIAL
Insulator	Teflon* (White)
Terminals	Brass, Gold Plated

† POST INSTALLATION DIMENSIONS

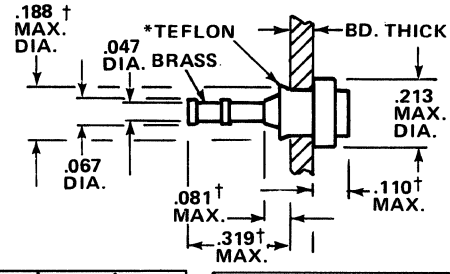

NO.	BD. THICK	MTG. HOLE
1175-301	.031	.142
1175-302	.062	+.003
1175-303	.094	-.001
1175-304	.125	

COMPONENT	MATERIAL
Insulator	Teflon* (White)
Terminals	Brass, Gold Plated

† POST INSTALLATION DIMENSIONS

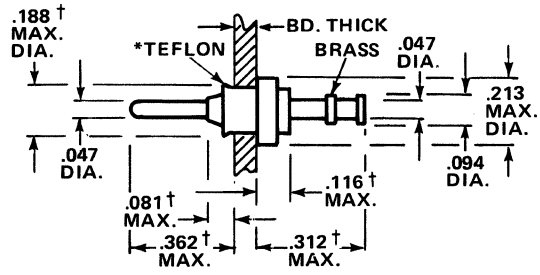

NO.	BD. THICK	MTG. HOLE
1175-371	.031	.142
1175-372	.062	+.003
1175-373	.094	-.001

COMPONENT	MATERIAL
Insulator	Teflon* (White)
Terminals	Brass, Gold Plated

† POST INSTALLATION DIMENSIONS

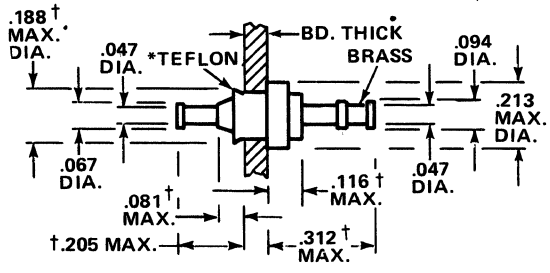

NO.	BD. THICK	MTG. HOLE
1175-411	.031	.142
1175-412	.062	+.003
1175-413	.094	-.001
1175-414	.125	

COMPONENT	MATERIAL
Insulator	Teflon* (White)
Terminals	Brass, Gold Plated

† POST INSTALLATION DIMENSIONS

SPECIFY – CONCORD® "THE COMPONENT PEOPLE"

*Teflon® is Du Pont's registered trademark

30 GREAT JONES STREET
NEW YORK, N.Y. 10012-1115
(212) 777-6571 • 1-800-847-4162
FAX (212) 995-0161

SURE-LOCK TEFLON* INSULATED TERMINALS

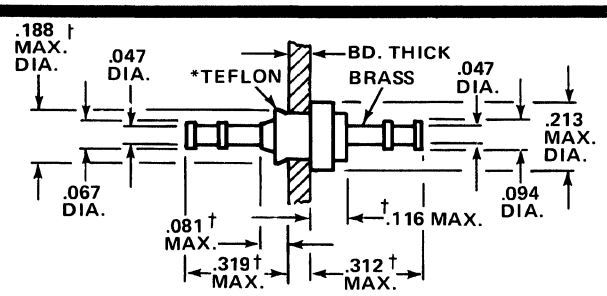

NO.	BD. THICK	MTG. HOLE
1175-421	.031	.142
1175-422	.062	+.003
1175-423	.094	-.000
1175-424	.125	

COMPONENT	MATERIAL
Insulator	Teflon* (White)
Terminals	Brass, Gold Plated

† POST INSTALLATION DIMENSIONS

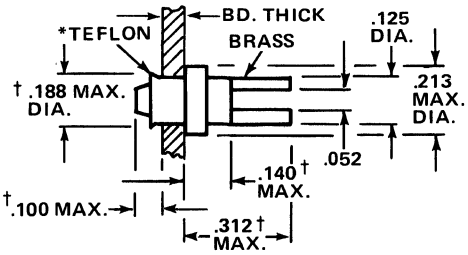

NO.	BD. THICK	MTG. HOLE
1175-431	.031	.142
1175-432	.062	+.003
1175-433	.094	-.001
1175-434	.125	

COMPONENT	MATERIAL
Insulator	Teflon* (White)
Terminals	Brass, Gold Plated

† POST INSTALLATION DIMENSIONS

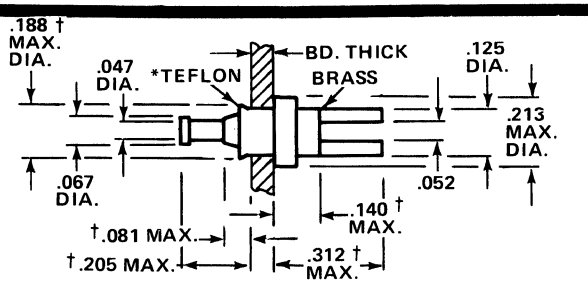

NO.	BD. THICK	MTG. HOLE
1175-441	.031	.142
1175-442	.062	+.003
1175-443	.094	-.001
1175-444	.125	

COMPONENT	MATERIAL
Insulator	Teflon* (White)
Terminals	Brass, Gold Plated

† POST INSTALLATION DIMENSIONS

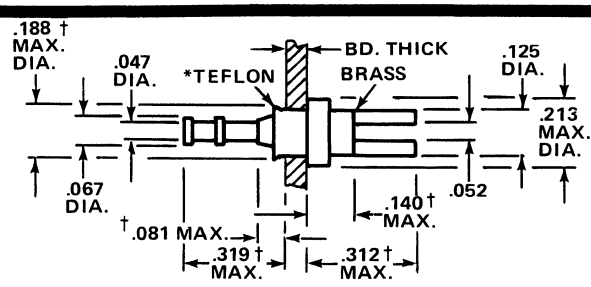

NO.	BD. THICK	MTG. HOLE
1175-451	.031	.142
1175-452	.062	+.003
1175-453	.094	-.001

COMPONENT	MATERIAL
Insulator	Teflon* (White)
Terminals	Brass, Gold Plated

† POST INSTALLATION DIMENSIONS

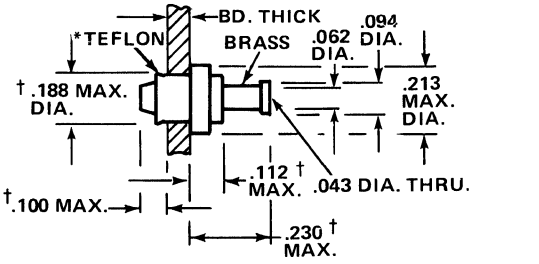

NO.	BD. THICK	MTG. HOLE
1175-461	.031	.142
1175-462	.062	+.003
1175-463	.094	-.001

COMPONENT	MATERIAL
Insulator	Teflon* (White)
Terminals	Brass, Gold Plated

† POST INSTALLATION DIMENSIONS

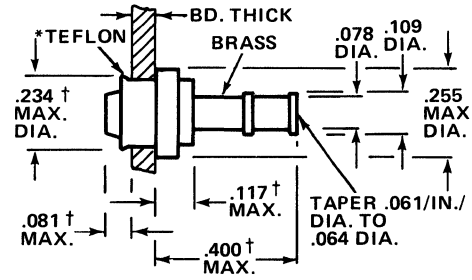

NO.	BD. THICK	MTG. HOLE
1175-471	.031	.188
1175-472	.062	+.003
1175-473	.094	-.001

COMPONENT	MATERIAL
Insulator	Teflon* (White)
Terminals	Brass, Gold Plated

† POST INSTALLATION DIMENSIONS

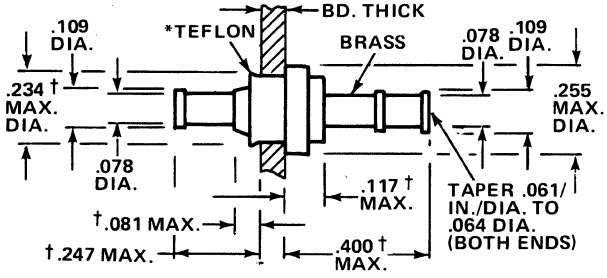

NO.	BD. THICK	MTG. HOLE
1175-481	.031	.188
1175-482	.062	+.003
1175-483	.094	-.001

COMPONENT	MATERIAL
Insulator	Teflon* (White)
Terminals	Brass, Gold Plated

† POST INSTALLATION DIMENSIONS

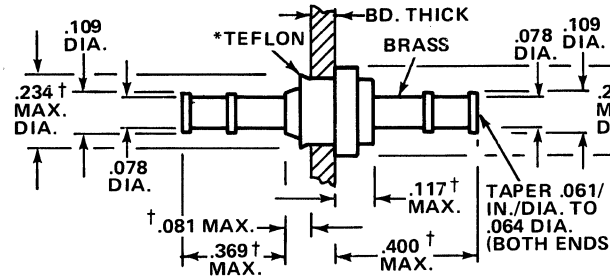

NO.	BD. THICK	MTG. HOLE
1175-491	.031	.188
1175-492	.062	+.003
1175-493	.094	-.001

COMPONENT	MATERIAL
Insulator	Teflon* (White)
Terminals	Brass, Gold Plated

† POST INSTALLATION DIMENSIONS

*Teflon® is Du Pont's registered trademark

SPECIFY – CONCORD® "THE COMPONENT PEOPLE"

30 GREAT JONES STREET
NEW YORK, N.Y. 10012-1115
(212) 777-6571 • 1-800-847-4162
FAX (212) 995-0161

SURE-LOCK TEFLON* INSULATED TERMINALS

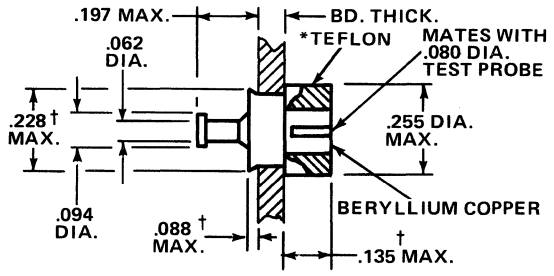

NO.	BD. THICK	MTG. HOLE
1175-513	.094	.189
1175-514	.125	+.003 -.001

COMPONENT	MATERIAL
Insulator	Teflon* (White)
Terminals	Beryllium Copper, Gold Plated

† POST INSTALLATION DIMENSIONS

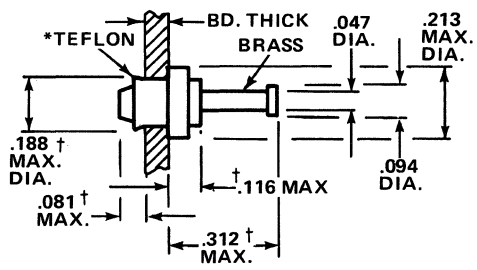

NO.	BD. THICK	MTG. HOLE
1175-601	.031	.142
1175-602	.062	+.003
1175-603	.094	-.001

COMPONENT	MATERIAL
Insulator	Teflon* (White)
Terminals	Brass, Gold Plated

† POST INSTALLATION DIMENSIONS

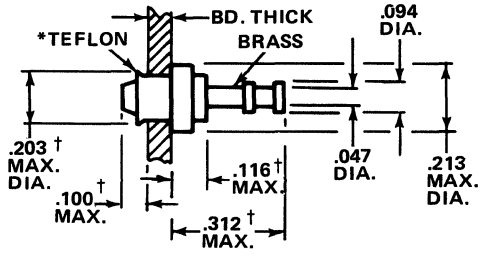

NO.	BD. THICK	MTG. HOLE
1175-701	.031	.154
1175-702	.062	+.003
1175-703	.094	-.001
1175-704	.125	

COMPONENT	MATERIAL
Insulator	Teflon* (White)
Terminals	Brass, Gold Plated

† POST INSTALLATION DIMENSIONS

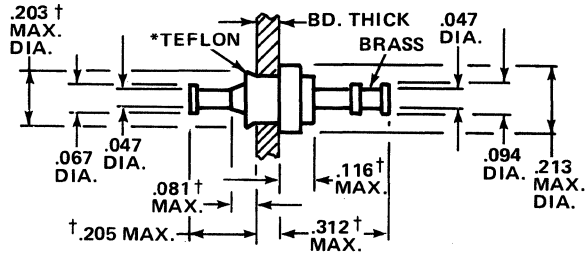

NO.	BD. THICK	MTG. HOLE
1175-711	.031	.154
1175-712	.062	+.003
1175-713	.094	-.001
1175-714	.125	

COMPONENT	MATERIAL
Insulator	Teflon* (White)
Terminals	Brass, Gold Plated

† POST INSTALLATION DIMENSIONS

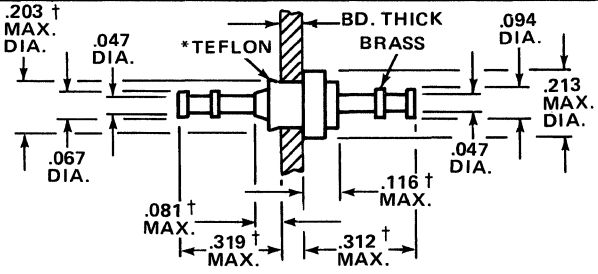

NO.	BD. THICK	MTG. HOLE
1175-721	.031	.154
1175-722	.062	+.003
1175-723	.094	-.001

COMPONENT	MATERIAL
Insulator	Teflon* (White)
Terminals	Brass, Gold Plated

† POST INSTALLATION DIMENSIONS

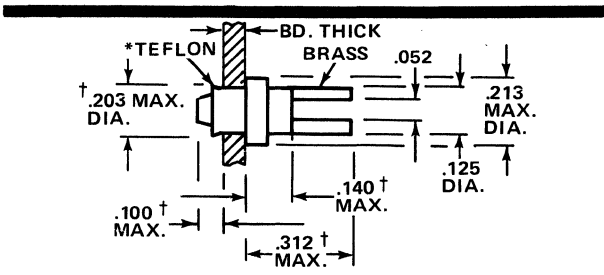

NO.	BD. THICK	MTG. HOLE
1175-731	.031	.154
1175-732	.062	+.003
1175-733	.094	-.001
1175-734	.125	

COMPONENT	MATERIAL
Insulator	Teflon* (White)
Terminals	Brass, Gold Plated

† POST INSTALLATION DIMENSIONS

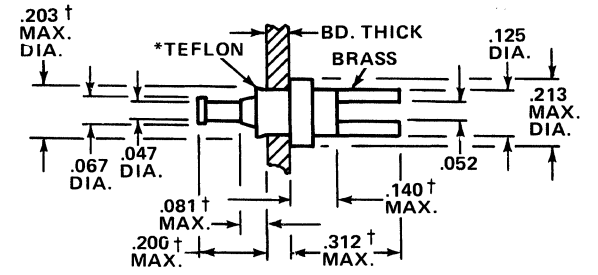

NO.	BD. THICK	MTG. HOLE
1175-741	.031	.154
1175-742	.062	+.003
1175-743	.094	-.001

COMPONENT	MATERIAL
Insulator	Teflon* (White)
Terminals	Brass, Gold Plated

† POST INSTALLATION DIMENSIONS

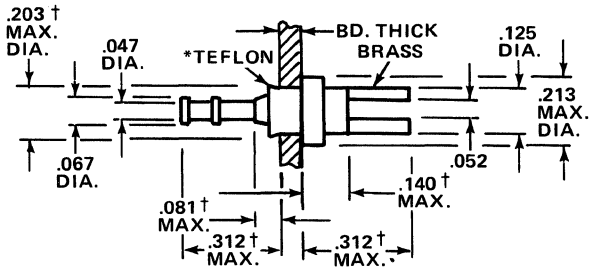

NO.	BD. THICK	MTG. HOLE
1175-751	.031	.154
1175-752	.062	+.003
1175-753	.094	-.001

COMPONENT	MATERIAL
Insulator	Teflon* (White)
Terminals	Brass, Gold Plated

† POST INSTALLATION DIMENSIONS

SPECIFY – CONCORD® "THE COMPONENT PEOPLE"

*Teflon® is Du Pont's registered trademark

30 GREAT JONES STREET
NEW YORK, N.Y. 10012-1115
(212) 777-6571 • 1-800-847-4162
FAX (212) 995-0161

SURE-LOCK TEFLON* INSULATED TERMINALS

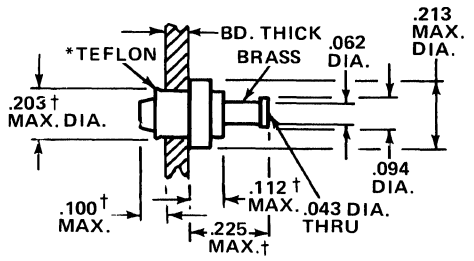

NO.	BD. THICK	MTG. HOLE
1175-761	.031	.154
1175-762	.062	+.003
1175-763	.094	-.000

COMPONENT	MATERIAL
Insulator	Teflon* (White)
Terminals	Brass, Gold Plated

† POST INSTALLATION DIMENSIONS

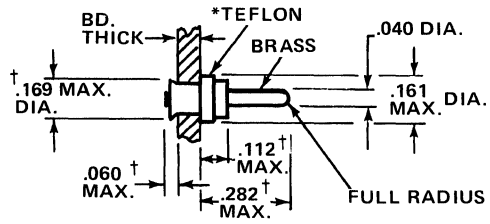

NO.	BD. THICK	MTG. HOLE
1175-801	.031	.126
1175-802	.062	+.003
		-.001

COMPONENT	MATERIAL
Insulator	Teflon* (White)
Terminals	Brass, Gold Plated

† POST INSTALLATION DIMENSIONS

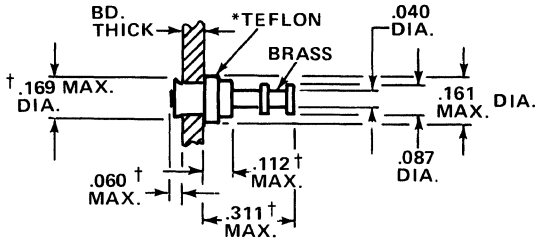

NO.	BD. THICK	MTG. HOLE
1175-821	.031	.126
1175-822	.062	+.003
		-.001

COMPONENT	MATERIAL
Insulator	Teflon* (White)
Terminals	Brass, Gold Plated

† POST INSTALLATION DIMENSIONS

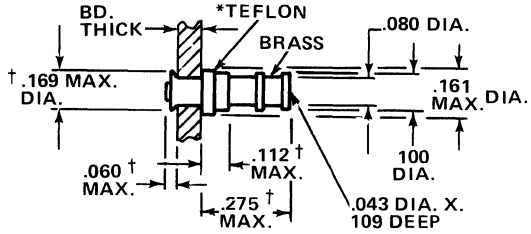

NO.	BD. THICK	MTG. HOLE
1175-831	.031	.126
1175-832	.062	+.003
		-.001

COMPONENT	MATERIAL
Insulator	Teflon* (White)
Terminals	Brass, Gold Plated

† POST INSTALLATION DIMENSIONS

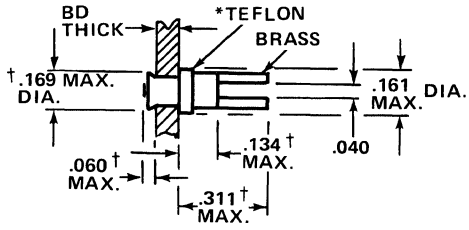

NO.	BD. THICK	MTG. HOLE
1175-841	.031	.126
1175-842	.062	+.003
		-.001

COMPONENT	MATERIAL
Insulator	Teflon* (White)
Terminals	Brass, Gold Plated

† POST INSTALLATION DIMENSIONS

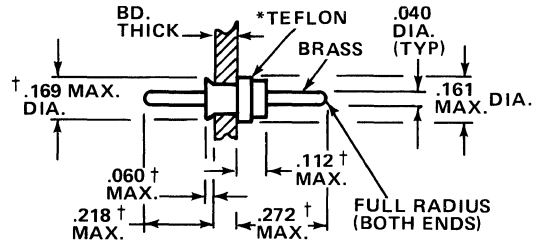

NO.	BD. THICK	MTG. HOLE
1175-851	.031	.126
1175-852	.062	+.003
		-.001

COMPONENT	MATERIAL
Insulator	Teflon* (White)
Terminals	Brass, Gold Plated

† POST INSTALLATION DIMENSIONS

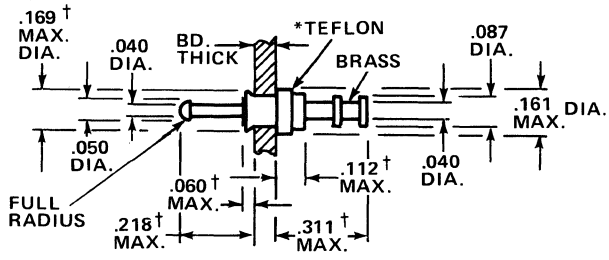

NO.	BD. THICK	MTG. HOLE
1175-871	.031	.126
1175-872	.062	+.003
		-.001

COMPONENT	MATERIAL
Insulator	Teflon* (White)
Terminals	Brass, Gold Plated

† POST INSTALLATION DIMENSIONS

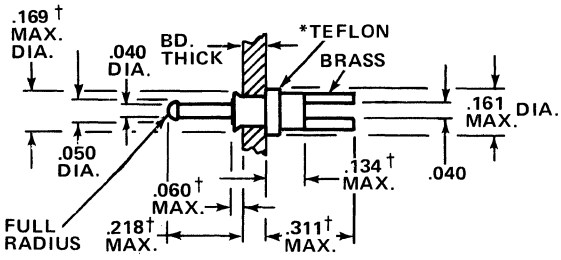

NO.	BD. THICK	MTG. HOLE
1175-891	.031	.126
1175-892	.062	+.003
		-.001

COMPONENT	MATERIAL
Insulator	Teflon* (White)
Terminals	Brass, Gold Plated

† POST INSTALLATION DIMENSIONS

*Teflon® is Du Pont's registered trademark

SPECIFY – CONCORD® "THE COMPONENT PEOPLE"

30 GREAT JONES STREET
NEW YORK, N.Y. 10012-1115
(212) 777-6571 • 1-800-847-4162
FAX (212) 995-0161

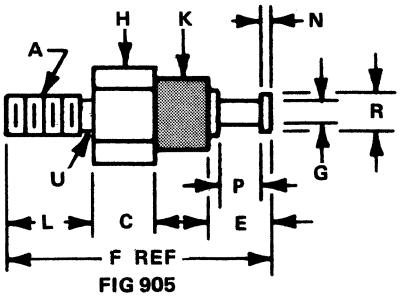

FIG 905

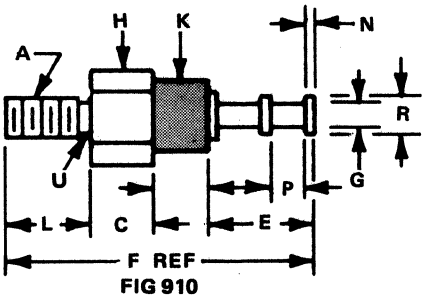

FIG 910

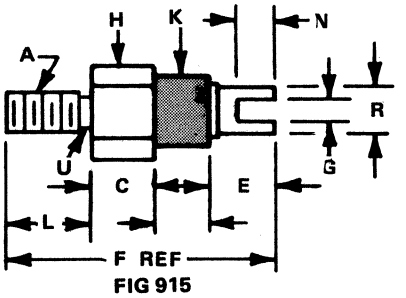

FIG 915

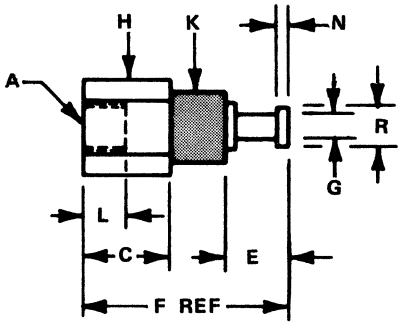

FIG 920

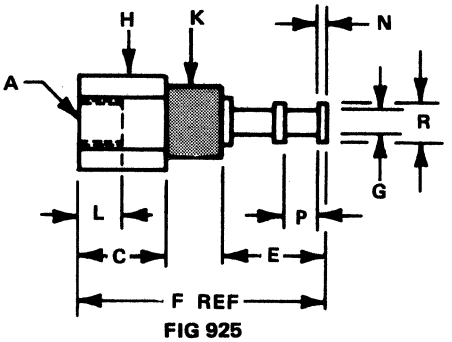

FIG 925

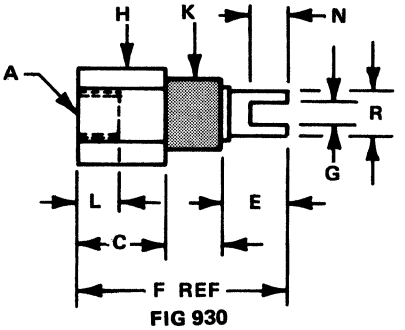

FIG 930

	PART NO.	A	C	E	F ±.015	G	H	K	L	N	P	R
FIG 905	1125-96	4-40	.128	.079	.672	.045	5/32	.125	.250	.018	.049	.066
	1125-97	6-32	.128	.079	.672	.045	5/32	.125	.250	.018	.049	.066
	1126-35	4-40	.180	.180	.766	.069	1/4	.245	.250	.031	.120	.140
	1126-34	6-32	.180	.180	.766	.069	1/4	.245	.250	.031	.120	.140
	1126-40	4-40	.180	.180	1.344	.069	1/4	.245	.250	.031	.120	.140
	1126-41	6-32	.180	.180	1.344	.069	1/4	.245	.250	.031	.120	.140
FIG 910	1125-43	4-40	.128	.148	.750	.045	5/32	.125	.250	.018	.031	.066
	1126-37	6-32	.128	.148	.750	.045	5/32	.125	.250	.018	.031	.066
	1126-36	4-40	.180	.310	.890	.069	1/4	.245	.250	.025	.100	.140
	1125-45	6-32	.180	.310	.890	.069	1/4	.245	.250	.025	.100	.140
	1126-38	4-40	.180	.310	1.469	.069	1/4	.245	.250	.025	.100	.140
	1126-39	6-32	.180	.310	1.469	.069	1/4	.245	.250	.025	.100	.140
FIG 915	1126-44	4-40	.128	.087	.672	.036	5/32	.125	.250	.067	–	.066
	1126-47	6-32	.128	.087	.672	.036	5/32	.125	.250	.067	–	.066
	1126-43	4-40	.180	.174	.766	.060	1/4	.245	.250	.101	–	.140
	1126-42	6-32	.180	.174	.766	.060	1/4	.245	.250	.101	–	.140
	1126-45	4-40	.180	.174	1.343	.060	1/4	.245	.250	.101	—	.140
	1126-46	6-32	.180	.174	1.343	.060	1/4	.245	.250	.101	–	.140
FIG 920	1126-27	4-40	.181	.079	.484	.045	5/32	.125	.100	.018	–	.066
	1126-26	4-40	.258	.180	.594	.069	1/4	.245	.156	.031	–	.140
	1126-25	6-32	.258	.180	.594	.069	1/4	.245	.156	.031	–	.140
	1125-58	4-40	.258	.180	1.172	.069	1/4	.245	.156	.031	–	.140
	1126-30	6-32	.258	.180	1.172	.069	1/4	.245	.156	.031	–	.140
FIG 925	1125-42	4-40	.181	.148	.547	.045	5/32	.125	.100	.018	.031	.066
	1125-44	4-40	.258	.310	.718	.069	1/4	.245	.156	.025	.100	.140
	1125-46	6-32	.258	.310	.718	.069	1/4	.245	.156	.025	.100	.140
	1125-61	4-40	.258	.310	1.297	.069	1/4	.245	.156	.025	.100	.140
	1125-60	6-32	.258	.310	1.297	.069	1/4	.245	.156	.025	.100	.140
FIG 930	1126-31	4-40	.181	.087	.484	.036	5/32	.125	.100	.067	–	.066
	1125-93	4-40	.258	.174	.594	.060	1/4	.245	.156	.101	–	.140
	1125-80	6-32	.258	.174	.594	.060	1/4	.245	.156	.101	–	.140
	1126-32	4-40	.258	.174	1.172	.069	1/4	.245	.156	.101	–	.140
	1126-33	6-32	.258	.174	1.172	.069	1/4	.245	.156	.101	–	.140

TERMINAL: - ELECTRO-SOLDER PLATE

U - UNDERCUT AT MANUFACTURERS OPTION

*Teflon® is Du Pont's registered trademark.

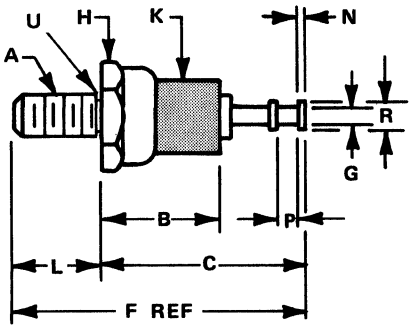

FIG 950

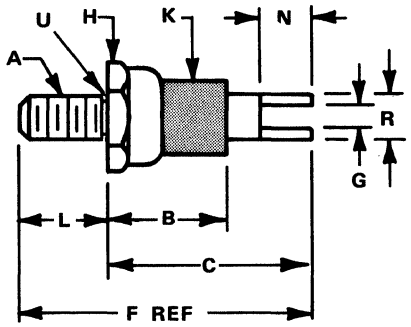

FIG 955

	PART NO.	A	B ±.010	C ±.015	F	G	H	K	L	N	P	R
FIG 950	1125-01	2-56	.206	.360	.485	.031	5/32	.121	.125	.020	.030	.062
	1125-02	2-56	.206	.360	.578	.031	5/32	.121	.218	.020	.030	.062
	1125-03	4-40	.206	.360	.485	.031	5/32	.121	.125	.020	.030	.062
	1125-04	4-40	.206	.360	.578	.031	5/32	.121	.218	.020	.030	.062
	1125-21	4-40	.270	.510	.698	.047	1/4	.203	.188	.020	.063	.094
	1125-22	4-40	.270	.510	.760	.047	1/4	.203	.250	.020	.063	.094
	1125-23	4-40	.270	.510	.822	.047	1/4	.203	.312	.020	.063	.094
	1125-24	4-40	.270	.510	.885	.047	1/4	.203	.375	.020	.063	.094
	1125-17	6-32	.270	.510	.698	.047	1/4	.203	.188	.020	.063	.094
	1125-18	6-32	.270	.510	.760	.047	1/4	.203	.250	.020	.063	.094
	1125-19	6-32	.270	.510	.822	.047	1/4	.203	.312	.020	.063	.094
	1125-20	6-32	.270	.510	.885	.047	1/4	.203	.375	.020	.063	.094
	1125-54	4-40	.359	.600	.788	.047	5/16	.230	.188	.023	.063	.094
	1125-55	4-40	.359	.600	.850	.047	5/16	.230	.250	.023	.063	.094
	1125-56	4-40	.359	.600	.912	.047	5/16	.230	.312	.023	.063	.094
	1125-57	4-40	.359	.600	.975	.047	5/16	.230	.375	.023	.063	.094
	1125-50	6-32	.359	.600	.788	.047	5/16	.230	.188	.023	.063	.094
	1125-51	6-32	.359	.600	.850	.047	5/16	.230	.250	.023	.063	.094
	1125-52	6-32	.359	.600	.912	.047	5/16	.230	.312	.023	.063	.094
	1125-53	6-32	.359	.600	.975	.047	5/16	.230	.375	.023	.063	.094
FIG 955	1125-12	2-56	.206	.360	.485	.031	5/32	.121	.125	.094	–	.094
	1125-13	2-56	.206	.360	.578	.031	5/32	.121	.218	.094	–	.094
	1125-14	4-40	.206	.360	.485	.031	5/32	.121	.125	.094	–	.094
	1125-15	4-40	.206	.360	.578	.031	5/32	.121	.218	.094	–	.094
	1125-89	4-40	.270	.510	.698	.031	1/4	.203	.188	.156	–	.125
	1125-85	6-32	.270	.510	.698	.031	1/4	.203	.188	.156	–	.125
	1125-90	4-40	.270	.510	.760	.031	1/4	.203	.250	.156	–	.125
	1125-86	6-32	.270	.510	.760	.031	1/4	.203	.250	.156	–	.125
	1125-38	4-40	.360	.600	.788	.062	5/16	.230	.188	.156	–	.156
	1125-39	4-40	.360	.600	.850	.062	5/16	.230	.250	.156	–	.156
	1125-40	4-40	.360	.600	.912	.062	5/16	.230	.312	.156	–	.156
	1125-41	4-40	.360	.600	.975	.062	5/16	.230	.375	.156	–	.156
	1125-34	6-32	.360	.600	.788	.062	5/16	.230	.188	.156	–	.156
	1125-35	6-32	.360	.600	.850	.062	5/16	.230	.250	.156	–	.156
	1125-36	6-32	.360	.600	.912	.062	5/16	.230	.312	.156	–	.156
	1125-37	6-32	.360	.600	.975	.062	5/16	.230	.375	.156	–	.156

*Teflon® is Du Pont's registered trademark.

TERMINAL: - ELECTRO-SOLDER PLATE

U - UNDERCUT AT MANUFACTURERS OPTION

30 GREAT JONES STREET
NEW YORK, N.Y. 10012-1115
(212) 777-6571 • TWX 710-581-4930
FAX (212) 995-0161

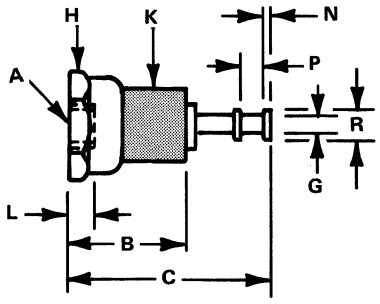

FIG 960

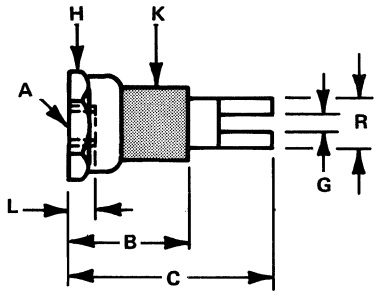

FIG 965

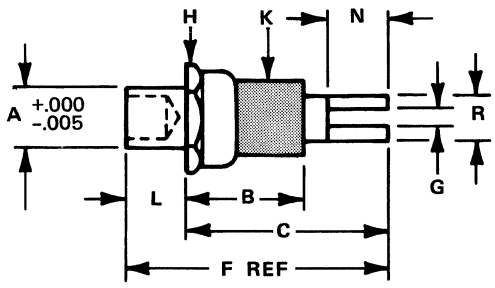

FIG 970

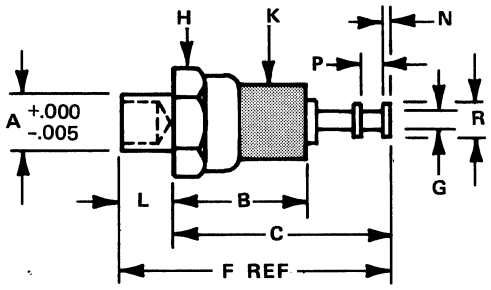

FIG 975

	PART NO	A	B	C ±.015	F	G	H	K	L	N	P	R
FIG 960	1125-05	2-56	.237	.390	–	.031	5/32	.121	.062	.020	.030	.062
	1125-25	2-56	.313	.550	–	.047	1/4	.203	.082	.020	.063	.094
	1125-26	4-40	.313	.550	–	.047	1/4	.203	.082	.020	.063	.094
	1125-47	4-40	.388	.616	–	.046	5/16	.250	.125	.020	.063	.093
	1125-31	4-40	.391	.630	–	.047	5/16	.230	.094	.020	.063	.094
	1125-30	6-32	.391	.630	–	.047	5/16	.230	.094	.020	.063	.094
FIG 965	1125-16	2-56	.237	.390	–	.031	5/32	.121	.062	–	–	.094
	1125-91	2-56	.313	.550	–	.031	1/4	.203	–	–	–	.125
	1125-92	4-40	.313	.550	–	.031	1/4	.203	–	–	–	.125
	1125-33	4-40	.391	.630	–	.062	5/16	.230	.094	–	–	.156
	1125-32	6-32	.391	.630	–	.062	5/16	.230	.094	–	–	.156
FIG 970	1125-10	.114	.206	.360	.414	.031	5/32	.121	.054	.094	–	.094
	1125-11	.114	.206	.360	.454	.031	5/32	.121	.094	.094	–	.094
	1125-94	.115	.270	.510	.615	.031	1/4	.203	.105	.156	–	.125
	1125-95	.115	.270	.510	.645	.031	1/4	.203	.135	.156	–	.125
	1125-81	.189	.359	.600	.654	.060	5/16	.230	.054	.156	–	.156
	1125-82	.189	.359	.600	.694	.060	5/16	.230	.094	.156	–	.156
	1125-83	.189	.359	.600	.725	.060	5/16	.230	.125	.156	–	.156
	1125-84	.189	.359	.600	.756	.060	5/16	.230	.156	.156	–	.156
FIG 975	1125-06	.114	.206	.360	.414	.031	5/32	.121	.054	.022	.030	.062
	1125-07	.114	.206	.360	.454	.031	5/32	.121	.094	.022	.030	.062
	1125-08	.114	.206	.360	.485	.031	5/32	.121	.125	.022	.030	.062
	1125-09	.114	.206	.360	.516	.031	5/32	.121	.156	.022	.030	.062
	1125-27	.115	.270	.510	.585	.047	1/4	.203	.075	.020	.063	.094
	1125-28	.115	.270	.510	.615	.047	1/4	.203	.105	.020	.063	.094
	1125-29	.115	.270	.510	.645	.047	1/4	.203	.135	.020	.063	.094

*Teflon® is Du Pont's registered trademark.

TERMINAL: - ELECTRO-SOLDER PLATE

CONCORD ELECTRONICS CORPORATION

30 GREAT JONES STREET
NEW YORK, N.Y. 10012-1115
(212) 777-6571 • FAX (212) 995-0161

MOLDED DIALLYL INSULATED TERMINALS

DIALLYL PHTHALATE INSULATED TERMINALS

MATERIALS: Terminal: Brass per QQ-B-626, Alloy 360
Insulation*: Molded Diallyl Phthalate, SDGF (Standard Color: Blue)
Base: Brass Per QQ-B-626, Alloy 360

STANDARD FINISHES: Terminal: Electro-Solder

Diallyl Phthalate is recommended for continuous duty temperatures up to 350°F. It has a high dielectric breakdown and has a 94VO UL Rating.

*Other Finishes and Colors Available.

GENERAL PROPERTIES OF DIALLYL PHTHALATE

MATERIAL PROPERTIES	ASTM METHOD	US UNITS
Specific Gravity	D-792A	1.85-1.95
Apparent Density	D-1895	0.75 g/cm^3
Bulk Factor (approximately)	D-1895	2.3
Shrink (C)	D-955	0.0015-0.0030 in/in
MECHANICAL PROPERTIES		
Impact (Izod)	D-256A	1.0 ft. lb./in
Flexural Strength (C/T)	D-790	16,000/19,000 psi
Flexural Modulus	D-790	1.8 x 10^6 psi
Tensile Strength	D-651	7,500 psi
Compressive Strength	D-695	28,000 psi
Water Absorption		0.25%
THERMAL PROPERTIES		
Deflection Temperature	D-648A	450° F
Continuous Use Temperature		350° F
Coefficient Thermal Expansion	D-696	15 x 10^{-5} in/in/°C

PERMANENCE	ASTM METHOD	US UNITS
Flammability (Ign/B)	Fed. 2023	110/40 Sec.
U.L. Rating 1/8"	UL 94	94 VO
U.L. Rating 1/16"	UL 94	94 VO
ELECTRICAL PROPERTIES		
Dielectric Strength	D-149	
60Hz ST/SS, as is		400 + /400 + VPM
60Hz ST/SS, wet		400/375 VPM
Dielectric Constant	D-150	
1 khz/1 mhz, as is		4.1/4.0
1 khz/1 mhz, wet		4.3/4.1
Dissipation Factor	D-150	
1 khz/1 mhz, as is		.009/.013
1 khz/1 mhz, wet		.010/.016
Volume Resistivity	D-257	
as is		1 x 10^{15} Ohm/cm
wet		1 x 10^{14} Ohm/cm
Arc Resistance	D-495	130 Sec.

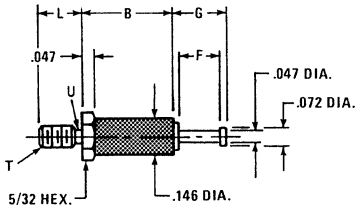

FIG 1200

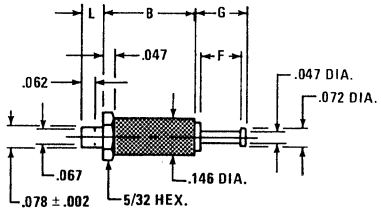

FIG 1205

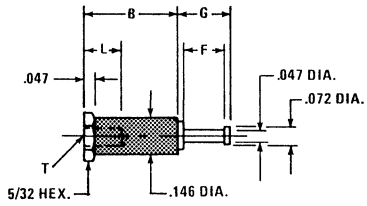

FIG 1210

	PART NO.	FOR PANEL THICKNESS	L	T THREAD	B	F	G	DIELECTRIC WITHSTANDING VOLTAGE
FIG 1200	1127-56	–	.125	2-56	.235	.116	.156	3000 VRMS
	1127-57	–	.188	2-56	.235	.116	.156	
	1127-58	–	.250	2-56	.235	.116	.156	
	1127-59	–	.125	2-56	.235	.179	.219	
	1127-60	–	.188	2-56	.235	.179	.219	
	1127-61	–	.250	2-56	.235	.179	.219	
FIG 1205	1127-62	.062	.094	–	.235	.179	.219	3000 VRMS
	1127-63	.094	.125	–	.235	.179	.219	
FIG 1210	1127-64	–	.078	2-56	.235	.116	.156	3000 VRMS
	1127-65	–	.117	2-56	.391	.116	.156	
	1127-66	–	.078	2-56	.235	.179	.219	-
	1127-67	–	.117	2-56	.391	.179	.219	

TERMINAL: ELECTRO-SOLDER PLATE **U: UNDERCUT AT MANUFACTURERS OPTION**

MANUFACTURED BY CONCORD® "THE COMPONENT PEOPLE"

30 GREAT JONES STREET
NEW YORK, N.Y. 10012-1115
(212) 777-6571 • FAX (212) 995-0161

MOLDED DIALLYL INSULATED TERMINALS

DIALLYL PHTHALATE INSULATED TERMINALS

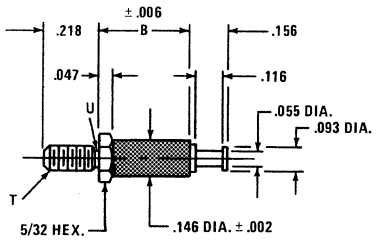

FIG 1215

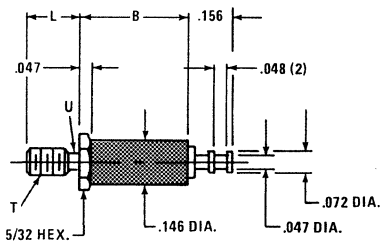

FIG 1220

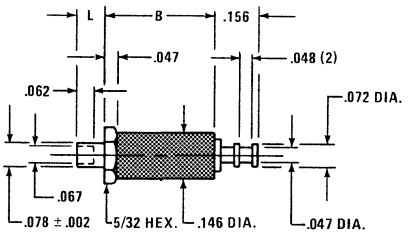

FIG 1225

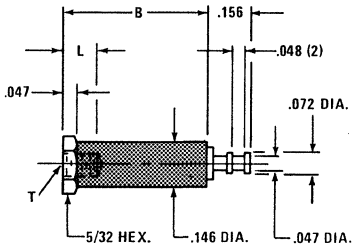

FIG 1230

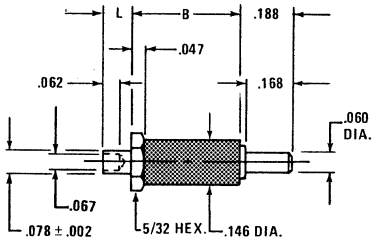

FIG 1235

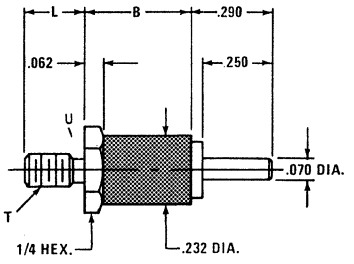

FIG 1240

FIG 1215	PART NO.	FOR PANEL THICKNESS	L	T THREAD	B	F	G	DIELECTRIC WITHSTANDING VOLTAGE
	1127-68	–	.218	2-56	.219	.116	.156	3000 VRMS
	1127-69	–	.218	2-56	.376	.116	.156	6000 VRMS
FIG 1220	1127-87	–	.125	2-56	.234	–	–	3000 RMS
	1127-88	–	.250	2-56	.234	–	–	
FIG 1225	1127-89	.062	.094	–	.234	–	–	3000 VRMS
	1127-90	.062	.094	–	.391	–	–	
	1127-91	.094	.125	–	.391	–	–	
FIG 1230	1127-92	–	.078	2-56	.234	–	–	3000 VRMS
	1127-93	–	.117	2-56	.391	–	–	
FIG 1235	1127-94	.062	.094	–	.391	–	–	3000 VRMS
	1127-95	.094	.125	–	.391	–	–	
FIG 1240	1127-08	–	.219	4-40	.375	–	–	6000 VRMS
	1127-09	–	.219	4-40	.594	–	–	

TERMINAL: ELECTRO-SOLDER PLATE

U: UNDERCUT AT MANUFACTURERS OPTION

MANUFACTURED BY CONCORD® "THE COMPONENT PEOPLE"

30 GREAT JONES STREET
NEW YORK, N.Y. 10012-1115
(212) 777-6571 • FAX (212) 995-0161

MOLDED DIALLYL INSULATED TERMINALS

DIALLYL PHTHALATE INSULATED TERMINALS

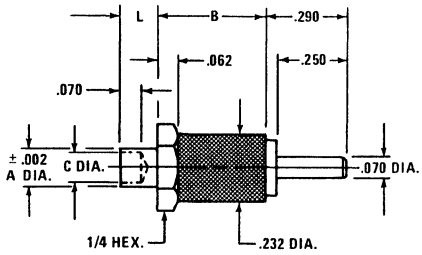

FIG 1245

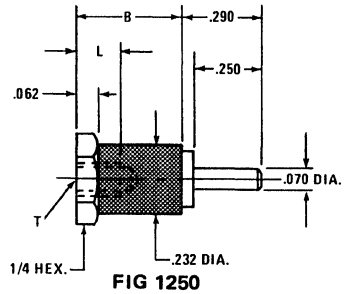

FIG 1250

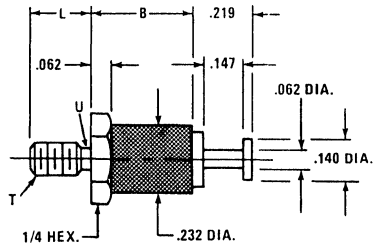

FIG 1255

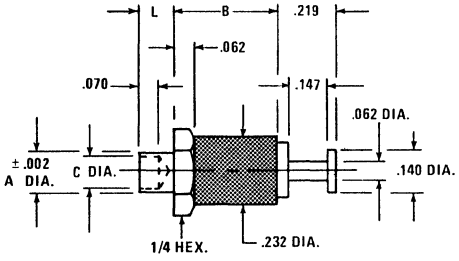

FIG 1260

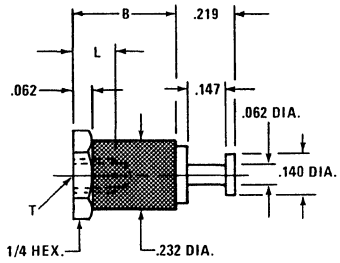

FIG 1265

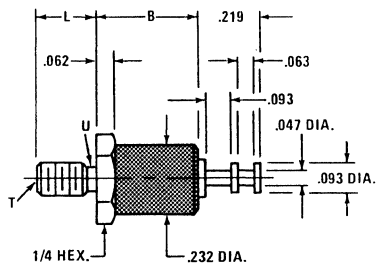

FIG 1270

FIG 1245	PART NO.	FOR PANEL THICKNESS	L	T THREAD	A	B	C	DIELECTRIC WITHSTANDING VOLTAGE
	1127-10	.062	.094	–	.098	.375	.064	6000 VRMS
	1127-11	.094	.125	–	.098	.375	.064	
	1127-12	.125	.156	–	.098	.375	.064	
	1127-13	.188	.234	–	.098	.375	.064	
FIG 1250	1127-14	–	.156	4-40	–	.375	–	6000 VRMS
	1127-15	–	.156	6-32	–	.375	–	
FIG 1255	1127-16	–	.219	4-40	–	.375	–	6000 VRMS
	1127-17	–	.219	6-32	–	.375	–	
	1127-18	–	.250	6-32	–	.375	–	
	1127-19	–	.375	6-32	–	.375	–	
FIG 1260	1127-20	.062	.094	–	.098	.594	.064	6000 VRMS
	1127-21	.094	.125	–	.098	.594	.064	
	1127-22	.125	.156	–	.098	.594	.064	
	1127-23	.188	.234	–	.098	.594	.064	
	1127-24	.062	.094	–	.141	.594	.116	
	1127-25	.094	.125	–	.141	.594	.116	
	1127-26	.125	.156	–	.141	.594	.116	
	1127-27	.188	.234	–	.141	.594	.116	
FIG 1265	1127-01	–	.156	4-40	–	375	–	6000 VRMS
	1127-03	–	.156	6-32	–	.375	–	
	1127-29	–	.218	4-40	–	.594	–	
FIG 1270	1127-30	–	.219	4-40	–	.375	–	6000 VRMS
	1127-31	–	.219	6-32	–	.375	–	
	1127-32	–	.250	6-32	–	.375	–	
	1127-33	–	.375	6-32	–	.375	–	

TERMINAL: ELECTRO-SOLDER PLATE

U: UNDERCUT AT MANUFACTURERS OPTION

MANUFACTURED BY CONCORD® "THE COMPONENT PEOPLE"

30 GREAT JONES STREET
NEW YORK, N.Y. 10012-1115
(212) 777-6571 • FAX (212) 995-0161

MOLDED DIALLYL INSULATED TERMINALS

DIALLYL PHTHALATE INSULATED TERMINALS

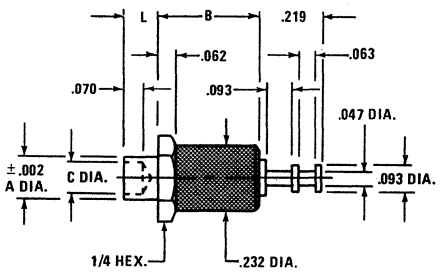

FIG 1275

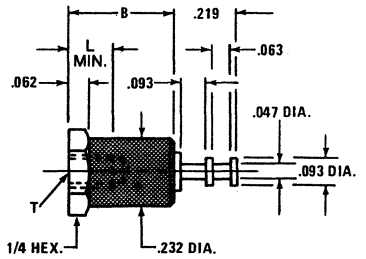

FIG 1280

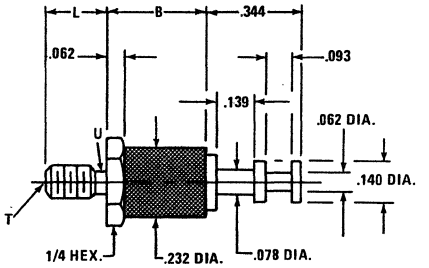

FIG 1285

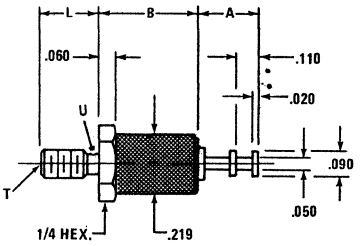

FIG 1286

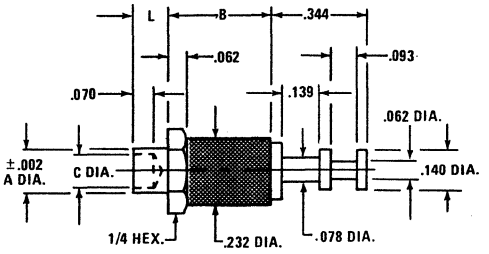

FIG 1290

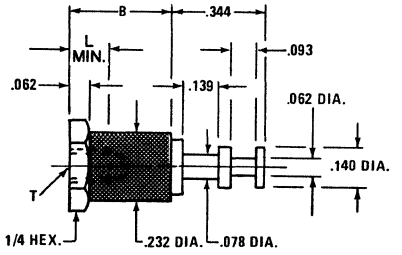

FIG 1295

* FOR 1127-04, 1127-05, AND 1127-07 .078 DIA. BECOMES .062 DIA.

FIG 1275	PART NO	FOR PANEL THICKNESS	L	T THREAD	A	B	C	DIELECTRIC WITHSTANDING VOLTAGE
	1127-34	.062	.094	–	.141	.375	.116	6000 VRMS
	1127-35	.094	.125	–	.141	.375	.116	
	1127-36	.125	.156	–	.141	.375	.116	
	1127-37	.188	.234	–	.141	.375	.116	
FIG 1280	1127-38	–	.156	4-40	–	.375	–	6000 VRMS
	1127-39	–	.156	6-32	–	.375	–	
	1127-40	–	.219	6-32	–	594	–	
FIG 1285	1127-41	–	.219	4-40	–	.375	–	6000 VRMS
	1127-42	–	.219	6-32	–	375	–	
	1127-43	–	.250	6-32	–	.375	–	
	1127-44	–	.375	6-32	–	.375	–	
	1127-45	–	.219	4-40	–	.594	–	
FIG 1286	1169-36	–	.188	4-40	.240	.260	–	3500 VRMS
	1169-37	–	.250	4-40	.240	.260	–	
	1169-38	–	.325	4-40	.290	.260	–	
FIG 1290	1127-46	.062	.094	–	.098	.375	.064	6000 VRMS
	1127-47	.094	.125	–	.098	.375	.064	
	1127-48	.125	.156	–	098	.375	.064	
	1127-49	.188	.234	–	098	.375	.064	
	1127-50	.062	.094	–	.141	.375	.116	
	1127-51	.094	.125	–	.141	.375	.116	
	1127-52	.125	.156	–	.141	.375	.116	
	1127-53	.188	.234	–	.141	.375	.116	
FIG 1295	*1127-04	–	.156	4-40	–	.375	–	6000 VRMS
	1127-54	–	.156	6-32	–	.375	–	
	*1127-05	–	.219	4-40	–	.594	–	
	*1127-07	–	.219	6-32	–	.594	–	

TERMINAL: ELECTRO-SOLDER PLATE

U: UNDERCUT AT MANUFACTURERS OPTION

MANUFACTURED BY CONCORD® "THE COMPONENT PEOPLE"

30 GREAT JONES STREET
NEW YORK, N.Y. 10012-1115
(212) 777-6571 • FAX (212) 995-0161

CONCORD

TEFLON* SNAP ON STANDOFFS (SPACERS)

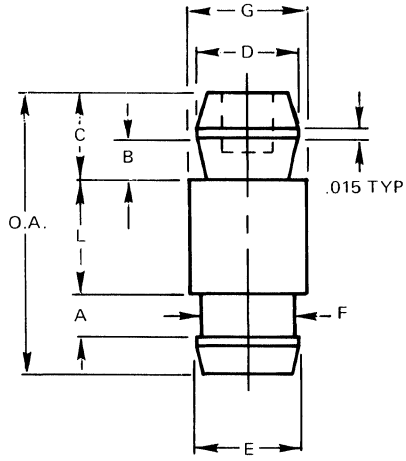

MATERIAL: TEFLON*
COLOR: NATURAL WHITE

FIG 980

PART NO.	O.A.	L	A	B	C	D	E	F	G	CHASSIS THICKNESS FOR A	CHASSIS THICKNESS FOR B	MOUNTING HOLE (±.002) FOR F	MOUNTING HOLE (±.002) FOR D
801-0502	.392	.160	.028	.068	.140	.092	.092	.084	.125	.023	.063	.086	.082
801-0506	.490	.250	.030	.068	.140	.100	.098	.084	.125	.025	.063	.086	.090
801-0503	.400	.160	.036	.068	.140	.092	.092	.084	.125	.031	.063	.086	.082
801-0518	.657	.375	.045	.098	.175	.151	.151	.136	.187	.040	.093	.140	.141
801-0519	.782	.500	.045	.098	.175	.151	.151	.136	.187	.040	.093	.140	.141
801-0524	.384	.125	.053	.065	.141	.162	.165	.150	.187	.050	.062	.152	.152
801-0528	.544	.250	.055	.098	.177	.162	.165	.150	.187	.050	.093	.152	.152
801-0510	.396	.125	.065	.065	.141	.135	.165	.150	.187	.062	.062	.152	.125
801-0515	.396	.125	.065	.065	.141	.151	.165	.150	.187	.062	.062	.152	.141
801-0521	.356	.085	.065	.065	.141	.162	.165	.150	.187	.062	.062	.152	.152
801-0526	.396	.125	.065	.065	.141	.162	.165	.150	.187	.062	.062	.152	.152
801-0527	.458	.187	.065	.065	.141	.162	.165	.150	.187	.062	.062	.152	.152
801-0530	.521	.250	.065	.065	.141	.162	.165	.150	.187	.062	.062	.152	.152
801-0531	.583	.312	.065	.065	.141	.162	.165	.150	.187	.062	.062	.152	.152
801-0533	.646	.375	.065	.065	.141	.162	.165	.150	.187	.062	.062	.152	.152
801-0534	.708	.437	.065	.065	.141	.162	.165	.150	.187	.062	.062	.152	.152
801-0536	.771	.500	.065	.065	.141	.162	.165	.150	.187	.062	.062	.152	.152
801-0537	.833	.562	.065	.065	.141	.162	.165	.150	.187	.062	.062	.152	.152
801-0538	.896	.625	.065	.065	.141	.162	.165	.150	.187	.062	.062	.152	.152
801-0539	.958	.687	.065	.065	.141	.162	.165	.150	.187	.062	.062	.152	.152
801-0540	1.021	.750	.065	.065	.141	.162	.165	.150	.187	.062	.062	.152	.152
801-0516	.708	.437	.065	.065	.141	.168	.171	.156	.187	.062	.062	.158	.158
801-0522	.365	.093	.065	.098	.142	.162	.165	.150	.187	.062	.093	.152	.152
801-0523	.400	.093	.065	.098	.177	.162	.165	.150	.187	.062	.093	.152	.152
801-0525	.414	.125	.083	.065	.141	.162	.165	.150	.187	.080	.062	.152	.152
801-0535	.771	.482	.083	.065	.141	.162	.165	.150	.187	.080	.062	.152	.152
801-0517	.424	.125	.093	.065	.141	.162	.129	.110	.187	.090	.062	.116	.152
801-0529	.549	.250	.093	.065	.141	.162	.165	.150	.187	.090	.062	.152	.152
801-0513	.674	.375	.093	.065	.141	.138	.165	.150	.187	.090	.062	.152	.128
801-0532	.674	.375	.093	.065	.141	.162	.165	.150	.187	.090	.062	.152	.152
801-0541	1.021	.720	.100	.065	.141	.162	.165	.150	.187	.095	.062	.152	.152
801-0542	.557	.280	.065	.098	.177	.162	.165	.150	.187	.062	.093	.152	.152

*Teflon® is Du Pont's registered trademark.

CONCORD ELECTRONICS CORPORATION
30 GREAT JONES STREET, NEW YORK, N.Y. 10012
(212) 777-6571 TWX 710 581-4930

CONCORD

TEFLON* SNAP ON STANDOFFS (SPACERS)

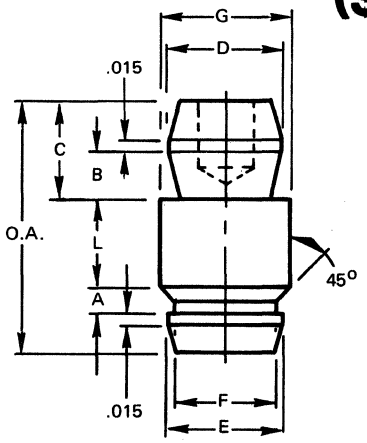

FIG. 985

MATERIAL: TEFLON*
COLOR: NATURAL WHITE

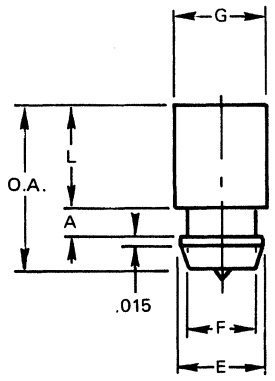

FIG. 990

FIG.	PART NO.	O.A.	L	A	B	C	D	E	F	G	CHASSIS THICKNESS FOR A	CHASSIS THICKNESS FOR B	MOUNTING HOLE (±.002) FOR F	MOUNTING HOLE (±.002) FOR D
985	801-0562	.363	.125	.032	.065	.141	.162	.165	.150	.187	.031 .040	.062	.152	.152
	801-0565	.613	.375	.032	.065	.141	.162	.165	.150	.187	.031 .040	.062	.152	.152
	801-0566	.863	.625	.032	.065	.141	.162	.165	.150	.187	.031 .040	.062	.152	.152
	801-0561	.306	.054	.055	.070	.146	.162	.165	.150	.187	.052	.065	.152	.152
	801-0569	.783	.482	.095	.065	.141	.185	.185	.173	.281	.093	.062	.175	.175
	801-0563	.518	.187	.125	.065	.141	.162	.165	.150	.187	.125	.062	.152	.152
	801-0564	.518	.187	.125	.065	.141	.154	.165	.150	.187	.125	.062	.152	.144
	801-0543	.756	.425	.125	.065	.141	.162	.165	.150	.187	.125	.062	.152	.152
990	801-0574	.255	.125	.065				.165	.150	.187	.062		.152	
	801-0575	.318	.188	.065				.165	.150	.187	.062		.152	
	801-0576	.380	.250	.065				.165	.150	.187	.062		.152	
	801-0577	.510	.380	.065				.165	.150	.187	.062		.152	
	801-0578	.603	.500	.043				.165	.150	.187	.035		.152	
	801-0579	.692	.562	.065				.165	.150	.187	.062		.152	
	801-0580	.760	.625	.065				.165	.150	.187	.062		.152	

801-0597

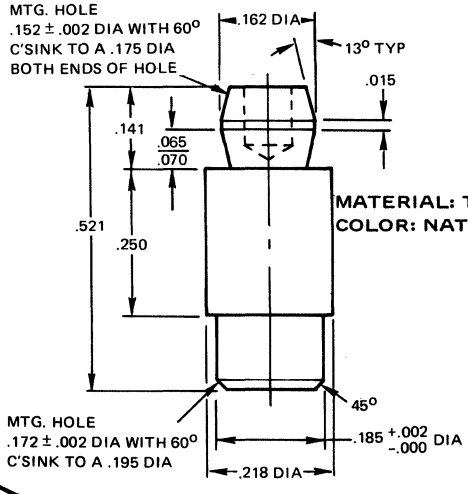

MATERIAL: TEFLON*
COLOR: NATURAL WHITE

NOTE: MTG. HOLE
.172 ± .002 DIA WITH 60°
C'SINK TO A .195 DIA

801-0598

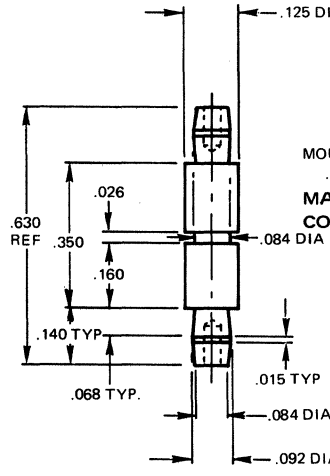

MOUNTING HOLE (BOTH ENDS)
.082 ± .002 DIA.
MATERIAL: TEFLON*
COLOR: NATURAL WHITE

CONCORD ELECTRONICS CORPORATION
30 GREAT JONES STREET, NEW YORK, N.Y. 10012
(212) 777-6571 • 1-800-847-4162 • FAX (212) 995-0161

*Teflon® is Du Pont's registered trademark.

TEFLON* BUSHINGS AND WASHERS

GROMMET TYPE BUSHINGS

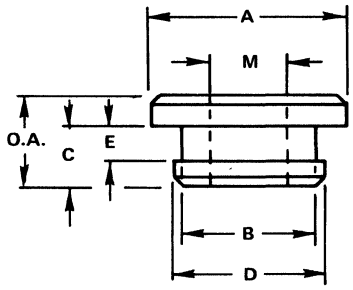

FIG. 1130

GROMMET TYPE BUSHINGS

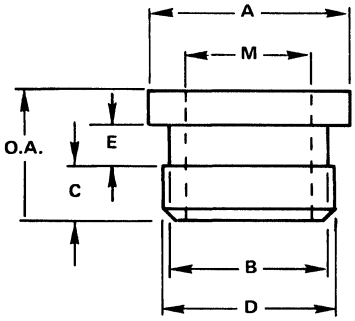

FIG. 1135

WASHERS SPACERS BUSHINGS

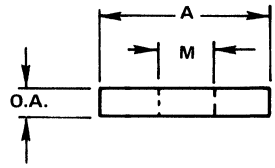

FIG. 1140

MATERIAL: TEFLON*
COLOR: NATURAL WHITE

		A	B	D	O.A.	C	E	M
FIG. 1130	801-0300	.145	.103	.115	.080	.040	.017	.067
	801-0304	.187	.123	.143	.070	.040	.020	.052
	801-0310	.195	.154	.164	.085	.035	.015	.085
	801-0313	.195	.154	.164	.094	.044	.025	.085
	801-0322	.218	.154	.164	.104	.054	.025	.085
	801-0328	.218	.154	.164	.104	.069	.040	.120
	801-0314	.218	.154	.164	.094	.044	.015	.099
	801-0316	.218	.154	.164	.104	.069	.040	.085
	801-0311	.218	.154	.164	.094	.044	.015	.085
	801-0312	.218	.154	.164	.094	.044	.015	.120
	801-0317	.218	.154	.164	.104	.069	.040	.099
	801-0327	.218	.154	.164	.134	.099	.070	.120
	801-0318	.218	.154	.164	.104	.054	.025	.099
	801-0323	.218	.154	.164	.104	.069	.040	.120
	801-0320	.218	.154	.164	.104	.054	.025	.120
	801-0324	.218	.154	.164	.125	.075	.060	.120
	801-0315	.218	.154	.164	.104	.054	.035	.099
	801-0326	.218	.154	.164	.140	.105	.075	.120
	801-0325	.218	.154	.164	.135	.085	.060	.085
	801-0321	.218	.154	.164	.104	.054	.035	.128
	801-0362	.218	.154	.164	.285	.210	.040	.085
	801-0335	.218	.168	.178	.156	.106	.076	.089
	801-0338	.248	.184	.194	.104	.069	.040	.150
	801-0341	.250	.190	.200	.104	.054	.035	.157
	801-0342	.250	.190	.200	.104	.054	.035	.120
	801-0347	.230	.199	.210	.190	.140	.120	.128
	801-0346	.260	.199	.210	.104	.069	.040	.128
	801-0350	.268	.204	.214	.104	.069	.040	.170
	801-0351	.268	.204	.214	.104	.069	.040	.125
	801-0352	.268	.204	.214	.124	.089	.060	.099
	801-0353	.268	.204	.214	.124	.089	.060	.170
FIG. 1135	801-0354	.250	.200	.210	.163	.070	.053	.166
	801-0355	.312	.206	.208	.249	.142	.045	.089-.093
FIG. 1140	801-0601	.093			.120			.025
	801-0602	.125			.080			.062
	801-0603	.125			.160			.062
	801-0606	.132			.025-.031			.045
	801-0608	.170			.125			.109
WASHERS SPACERS BUSHINGS	801-0611	.187			.031			.062
	801-0615	.250			.161			.152
	801-0617	.280			.045			.195
	801-0618	.280			.090			.195
	801-0619	.280			.125			.195
	801-0622	.281			.062			.187
	801-0627	.312			.046			.250
	801-0634	.400			.090			.325
	801-0636	.437			.062			.250

*Teflon® is Du Pont's registered trademark.

30 GREAT JONES STREET, NEW YORK, N.Y. 10012
(212) 777-6571 • 1-800-847-4162 • FAX (212) 995-0161

CONCORD

TEFLON* BUSHINGS

COLOR: NATURAL WHITE

FIG. 1100

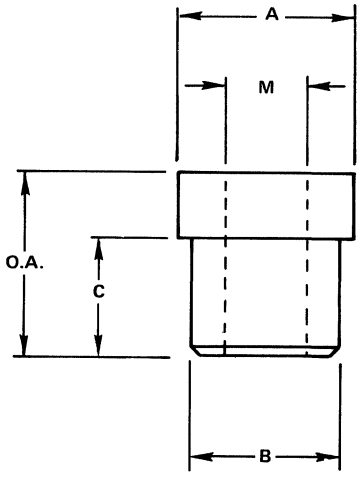

	PART NO.	A	B	O.A.	C	M
FIG. 1100	801-0013	.093	.067	.120	.080	.031
	801-0014	.093	.075	.140	.100	.042
	801-0017	.095	.075	.140	.100	.025
	801-0019	.161	.090	.076	.045	.063
	801-0028	.125	.093	.140	.100	.040
	801-0027	.125	.093	.140	.100	.035
	801-0026	.125	.093	.100	.060	.037
	801-0023	.125	.093	.100	.080	.038
	801-0024	.125	.093	.100	.080	.048
	801-0029	.125	.095	.060	.040	.038
	801-0030	.150	.099	.075	.027	.065
	801-0033	.172	.106	.140	.100	.040
	801-0035	.128	.109	.085	.059	.032
	801-0038	.187	.115	.090	.060	.050
	801-0040	.130	.120	.103	.053	.040
	801-0043	.145	.125	.120	.095	.080
	801-0041	.150	.125	.060	.040	.030
	801-0044	.150	.125	.140	.100	.031
	801-0047	.169	.136	.140	.100	.060
	801-0050	.160	.140	.100	.080	.089
	801-0058	.172	.148	.140	.100	.060
	801-0054	.172	.148	.140	.100	.040
	801-0059	.172	.148	.160	.120	.073
	801-0062	.172	.148	.165	.125	.084
	801-0057	.172	.148	.140	.100	.073
	801-0060	.172	.148	.140	.100	.065
	801-0053	.172	.148	.140	.100	.030
	801-0067	.172	.148	.150	.125	.084
	801-0055	.172	.148	.140	.100	.052
	801-0073	.172	.148	.220	.125	.052
	801-0034	.172	.148	.170	.100	.059
	801-0069	.172	.148	.113	.093	.045
	801-0056	.220	.148	.140	.100	.060
	801-0039	.220	.148	.140	.100	.090
	801-0076	.172	.157	.093	.078	.089
	801-0077	.172	.157	.074	.059	.089
	801-0081	.180	.165	.310	.190	.060
	801-0079	.186	.165	.140	.100	.060
	801-0085	.187	.171	.402	.215	.060
	801-0084	.218	.171	.160	.110	.063
	801-0088	.195	.172	.140	.100	.051
	801-0089	.200	.172	.200	.125	.089
	801-0090	.200	.172	.200	.125	.071
	801-0093	.210	.175	.312	.250	.093
	801-0095	.200	.179	.140	.100	.085
	801-0102	.215	.185	.303	.210	.046
	801-0103	.218	.185	.333	.287	.041
	801-0107	.218	.185	.380	.287	.050
	801-0101	.218	.185	.225	.185	.120
	801-0100	.218	.185	.130	.090	.120
	801-0104	.218	.185	.327	.140	.128
	801-0108	.218	.185	.450	.400	.150
	801-0106	.218	.185	.333	.287	.093
	801-0105	.218	.185	.330	.250	.074
	801-0113	.250	.187	.187	.125	.062
	801-0117	.218	.188	.130	.100	.080
	801-0116	.218	.188	.170	.130	.080
	801-0120	.250	.200	.195	.155	.125
	801-0122	.226	.203	.140	.100	.060
	801-0125	.250	.205	.120	.060	.090
	801-0128	.250	.214	.437	.375	.090
	801-0264	.250	.215	.115	.075	.050
	801-0130	.250	.218	.240	.200	.028
	801-0134	.281	.241	.150	.110	.213
	801-0133	.281	.241	.150	.110	.187
	801-0136	.308	.245	.250	.157	.156
	801-0140	.273	.250	.140	.100	.060
	801-0270	.283	.255	.255	.215	.156
	801-0146	.312	.265	.312	.250	.136
	801-0150	.310	.287	.140	.100	.060
	801-0154	.437	.395	.170	.130	.312

*Teflon® is Du Pont's registered trademark.

CONCORD ELECTRONICS CORPORATION
30 GREAT JONES STREET, NEW YORK, N.Y. 10012
(212) 777-6571 TWX 710-581-4930

CONCORD

TEFLON* BUSHINGS

COLOR: NATURAL WHITE

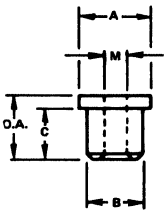

FIG. 1105

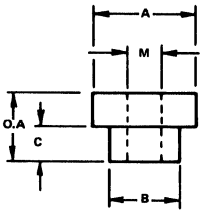

FIG. 1110

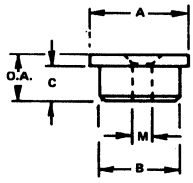

FIG. 1115

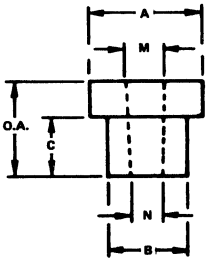

TAPERED HOLES
FIG. 1120

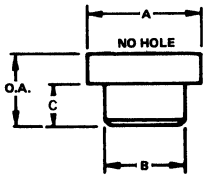

FIG. 1125

		A	B	O.A.	C	M	N
FIG. 1105	801-0022	.125	.093	.100	.080	.040	
FIG. 1110	801-0201	.180	.120	.120	.060	.060	
	801-0200	.180	.120	.118	.058	.050	
	801-0204	.281	.123	.124	.093	.086	
	801-0207	.240	.135	.112	.062	.115	
	801-0208	.240	.135	.143	.093	.115	
	801-0209	.240	.135	.175	.125	.115	
	801-0210	.240	.135	.227	.177	.115	
	801-0215	.250	.150	.091	.045	.118	
	801-0216	.250	.150	.155	.109	.118	
	801-0220	.194	.184	.045	.025	.150	
	801-0223	.320	.203	.062	.031	.144	
	801-0225	.405	.205	.120	.100	.173	
	801-0228	.375	.242	.093	.047	.157	
	801-0232	.375	.247	.090	.040	.145	
	801-0231	.500	.247	.178	.128	.140	
	801-0235	.312	.250	.125	.062	.130	
	801-0238	.375	.296	.500	.469	.120	
	801-0239	.375	.296	.500	.469	.210	
	801-0243	.375	.304	.045	.015	.204	
FIG. 1115	801-0250	.172	.148	.080	.060	.030	
	801-0253	.250	.183	.250	.204	.140	
	801-0260	.218	.185	.130	.090	.120	
	801-0259	.218	.185	.116	.094	.120	
	801-0257	.218	.185	.053	.031	.120	
	801-0258	.218	.185	.108	.083	.120	
	801-0261	.250	.185	.250	.204	.140	
	801-0262	.225	.198	.130	.080	.156	
	801-0265	.260	.232	.265	.140	.088	
	801-0266	.260	.232	.188	.093	.088	
	801-0267	.260	.232	.188	.093	.117	
	801-0268	.280	.247	.130	.080	.205	
	801-0271	.260	.234	.265	.125	.093	
FIG. 1120	801-0650	.203	.141	.167	.105	.078	.062
	801-0652	.203	.141	.200	.138	.078	.062
	801-0655	.203	.154	.175	.115	.084	.062
	801-0656	.200	.156	.153	.108	.102	.064
FIG. 1125	801-0675	.172	.148	.125	.075		
	801-0676	.172	.148	.193	.100		
	801-0677	.172	.148	.190	.150		
	801-0680	.187	.165	.275	.150		
	801-0683	.218	.185	.250	.204		
	801-0684	.218	.185	.330	.250		
	801-0685	.218	.185	.327	.140		
	801-0686	.218	.185	.672	.626		
	801-0689	.250	.200	.160	.100		
	801-0690	.250	.204	.317	.271		
	801-0691	.250	.218	.140	.075		
	801-0692	.250	.218	.240	.200		
	801-0695	.312	.264	.140	.100		
	801-0696	.323	.290	.155	.115		

*Teflon® is Du Pont's registered trademark.

CONCORD ELECTRONICS CORPORATION
30 GREAT JONES STREET, NEW YORK, N.Y. 10012
(212) 777-6571 • 1-800-847-4162 • FAX (212) 995-0161

MILITARY KNOBS

(MS91528, QPL LISTED)

MATERIAL:
KNOB: Molded of polycarbonate self extinguishing thermoplastic. Matte Finish. (Method 111 of MIL-Std 202)
METAL INSERT: Aluminum, plated to withstand salt spray. (Method 101, test condition B, of MIL-Std 202)
SET SCREWS: Two socket head set-screws, type 111, style 4, of specification FF-S-103 per knob.

ROUND



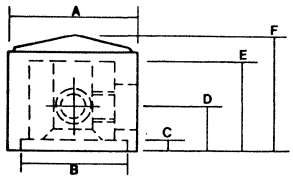

SKIRTED ROUND



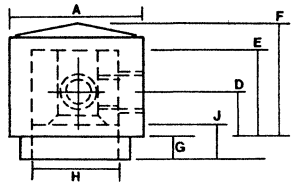

DIAL



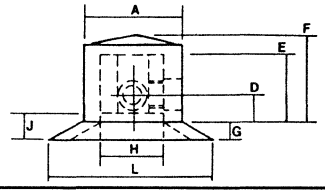

PART NUMBER WITH INDICATOR	PART NUMBER PLAIN	STYLE	KNOB DIA.	SHAFT DIA.	(2) SET SCREWS	A +.030 -.010	B MIN.	C MIN.	D MAX.	E MIN.	F ±.030	G REF.	H MIN.	J MIN.	K ±.005	L MAX.
790-1300	790-1324	ROUND	.500	.125	4-40	.505	.435	.026	.158	.405	.510	–	–	–	–	–
790-1303	790-1327		.700	.250	4-40	.700	.485	.026	.187	.405	.610	–	–	–	–	–
790-1304	790-1328		.900	.125	4-40	.905	.640	.114	.260	.520	.790	–	–	–	–	–
790-1305	790-1329		.900	.250	8-32	.905	.640	.114	.260	.520	.790	–	–	–	–	–
790-1306	790-1330		1.250	.250	8-32	1.250	.750	.114	.260	.455	.700	–	–	–	–	–
790-1308	790-1332	SKIRTED ROUND	.500	.125	4-40	.505	–	–	.158	.405	.510	.150	.300	.177	–	–
790-1311	790-1335		.700	.250	4-40	.700	–	–	.187	.405	.610	.170	.485	.188	–	–
790-1313	790-1337		.900	.250	8-32	.905	–	–	.260	.520	.790	.218	.640	.320	–	–
790-1314	790-1338		1.250	.250	8-32	1.250	–	–	.260	.455	.700	.150	.750	.250	–	–
790-1340		DIAL	.500	.125	4-40	.505	–	–	.158	.405	.510	.150	.300	.177	–	.900
790-1343			.700	.250	4-40	.700	–	–	.187	.405	.610	.170	.485	.188	–	1.150
790-1345			.900	.250	8-32	.905	–	–	.260	.520	.790	.218	.640	.320	–	1.525
790-1346			1.250	.250	8-32	1.250	–	–	.260	.455	.700	.150	.750	.250	–	1.837

POINTER



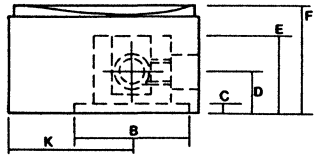

SKIRTED POINTER



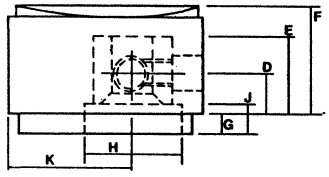

DOUBLE BAR



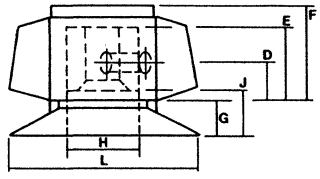

PART NUMBER WITH INDICATOR	PART NUMBER PLAIN	STYLE	KNOB DIA.	SHAFT DIA.	(2) SET SCREWS	B MIN.	C MIN.	D MAX.	E MIN.	F ±.030	G REF.	H MIN.	J MIN.	K ±.005	L MAX.
	790-1348	POINTER	.500	.125	4-40	.435	.026	.158	.405	.510	–	–	–	.490	–
	790-1351		.700	.250	4-40	.485	.026	.187	.405	.610	–	–	–	.680	–
	790-1353		.900	.250	8-32	.640	.114	.260	.520	.790	–	–	–	.885	–
	790-1354	SKIRTED POINTER	.500	.125	4-40	–	–	.158	.405	.510	.150	.300	.177	.490	–
	790-1357		.700	.250	4-40	–	–	.187	.405	.610	.170	.485	.188	.680	–
	790-1359		.900	.250	8-32	–	–	.260	.520	.790	.218	.640	.320	.885	–
790-1365		DOUBLE BAR	.700	.250	4-40	–	–	.187	.405	.610	.170	.485	.188	–	1.150

30 GREAT JONES STREET
NEW YORK, N.Y. 10012-1115
(212) 777-6571 • 1-800-847-4162
FAX (212) 995-0161

INSTRUMENTATION KNOBS

MATERIAL

KNOB: Black ABS
INLAY: Spun aluminum with clear coated finish

BUSHING INSERT: Aluminum (Supplied with two set screws

ROUND



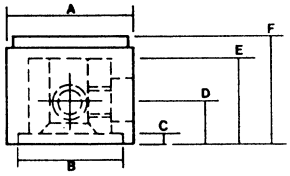

SKIRTED ROUND

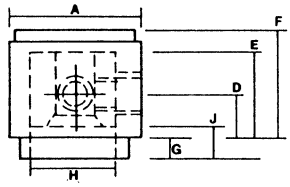

ROUND WITH DIAL



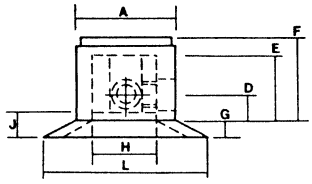

PART NUMBER		STYLE	KNOB DIA.	SHAFT DIA.	(2) SET SCREWS	A +.025 -.005	ROUND TYPE NUT CLEARANCE B MIN.	ROUND TYPE NUT CLEARANCE C MIN.	D MAX.	HOLE DEPTH E MIN.	F ±.030	G ±.030	SKIRTED & DIAL NUT CLEARANCE H MIN.	SKIRTED & DIAL NUT CLEARANCE J MIN.	L MAX.
WITH INDICATOR	PLAIN														
790-1250	790-1255	ROUND	.500	.125	4-40	.505	.435	.026	.158	.405	.510	–	–	–	–
790-1251	790-1256		.700	.250	4-40	.700	.485	.026	.187	.405	.610	–	–	–	–
790-1252	790-1257		.900	.250	8-32	.905	.640	.114	.260	.520	.790	–	–	–	–
790-1253	790-1258		1.250	.250	8-32	1.250	.750	.114	.260	.455	.700	–	–	–	–
790-1260	790-1265	SKIRTED ROUND	.500	.125	4-40	.505	–	–	.158	.405	.510	.150	.360	.177	–
790-1261	790-1266		.700	.250	4-40	.700	–	–	.187	.405	.610	.170	.485	.188	–
790-1262	790-1267		.900	.250	8-32	.905	–	–	.260	.520	.790	.220	.640	.320	–
790-1263	790-1268		1.250	.250	8-32	1.250	–	–	.250	.455	.700	.150	.750	.250	–
790-1270	790-1275	ROUND WITH DIAL	.500	.125	4-40	.505	–	–	.158	.405	.510	.150	.360	.177	.900
790-1271	790-1276		.700	.250	4-40	.700	–	–	.187	.405	.610	.170	.485	.188	1.150
790-1272	790-1277		.900	.250	8-32	.905	–	–	.260	.520	.790	.220	.640	.320	1.525
790-1273	790-1278		1.250	.250	8-32	1.250	–	–	.250	.455	.700	.150	.750	.250	1.837

POINTER



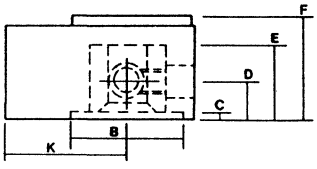

DOUBLE BAR



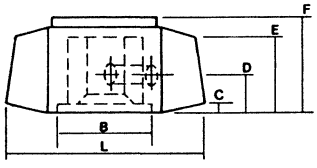

SINGLE BAR



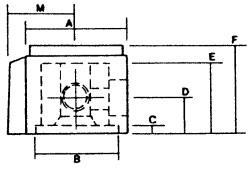

PART NUMBER		STYLE	KNOB DIA.	SHAFT DIA.	(2) SET SCREWS	A +.025 -.005	ROUND TYPE NUT CLEARANCE B MIN.	ROUND TYPE NUT CLEARANCE C MIN.	D MAX.	HOLE DEPTH E MIN.	F ±.030	K +.025 -.005	L MAX.	M MAX.
WITH INDICATOR	PLAIN													
	790-1280	POINTER	.500	.125	4-40	–	.435	.026	.158	.405	.510	.490	–	–
	790-1281		.700	.250	4-40	–	.485	.026	.187	.405	.610	.680	–	–
	790-1282		.900	.250	8-32	–	.640	.114	.260	.520	.790	.885	–	–
790-1283		DOUBLE BAR	.700	.250	4-40	–	.485	.026	.187	.405	.610	–	1.150	–
790-1284			.900	.250	8-32	–	.640	.114	.260	.520	.790	–	1.525	–
790-1285		SINGLE BAR	.500	.125	4-40	.505	.435	.026	.158	.405	.510	–	–	.350
790-1286			.700	.250	4-40	.700	.485	.026	.187	.405	.610	–	–	.460
790-1287			.900	.250	8-32	.905	.640	.114	.260	.520	.790	–	–	.590

30 GREAT JONES STREET
NEW YORK, N.Y. 10012-1115
(212) 777-6571 • 1-800-847-4162
FAX (212) 995-0161

KNOBS, INSTRUMENT CASES & COVERS
BLACK BAKELITE

INSTRUMENT

Black Bakelite with Molded in Brass Insert for 1/4" Shaft with set screw

Part No.	O.D.	Height
790-1000	1-1/8	5/8
790-1001	1-3/8	11/16
790-1002	1-5/8	3/4
790-1003	2-3/8	7/8

UTILITY KNOB

Molded Black Bakelite with 8-32 Threaded Brass Insert.

Part No.	Color	O.D.	Height
790-1404-10	Blk	5/8	9/16
790-1404-12	Red	5/8	9/16

FLUTED INSTRUMENT

Black Bakelite with White Indicator Line on Skirt, Supplied with Set Screw

Part No.	Shaft Dia.	Skirt Dia.	Height
790-1051	1/4	3/4	1/2
790-1052	1/4	1-1/8	5/8

CONTROL

Molded Bakelite, Fits 1/4 Dia. Shafts, Supplied with Set Screw

Fig.	Part No.	O.D.	Height	Recessed for Locknut
AA	790-1102	3/4	19/32	X
A	790-1104	11/16	13/32	
A	790-1106	1	1/2	
B	790-1110	11/16	13/32	X
C	790-1122	1	1/2	X
D	790-1124	1-1/8	9/16	X
E	790-1126	1-1/2	11/16	X
F	790-1130	29/32	19/32	X
G	790-1132	1-1/8	5/8	X

Fig AA

Fig A

Fig B

Fig C

Fig D

Fig E

Fig F

Fig G

POINTER

FIG A

Molded Black Bakelite for 1/4" Shafts Supplied with Set Screw

Fig.	Part No.	Length	Height	Brass Insert
A	790-1202	1-1/4	5/8	
A	790-1204	1-1/4	5/8	X
B	790-1208	2	5/8	X

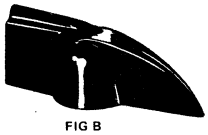

FIG B

LEVER

Molded Brass Insert for 1/4" Dia. Shafts – Supplied with Set Screw

Part No.	Length	Height
790-1170	1-5/8	19/32

INSTRUMENT CASES

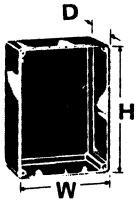

Part No.	H	W	D	Mating Cover Part No.
790-2219	3-1/2	2-1/2	1-1/4	790-2239
790-2220	4	2-7/8	1-9/16	790-2240
790-2222	5	4-1/4	1-3/4	790-2242
790-2224	6-1/4	3-3/4	2	790-2244
790-2226	6-13/16	5-9/32	2-5/16	790-2246
790-2228	8-7/16	7-7/16	3-1/64	790-2248

CONCORD®
"THE COMPONENT PEOPLE"

MAINTAINS LARGE INVENTORIES TO SHIP THE SAME DAY ON MOST PRODUCTS

CABLE TIES

770-17XX-XX

BASIC PART NO — COLOR

VELCRO™ CABLE TIES

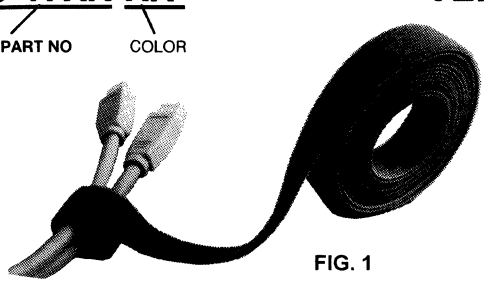

FIG. 1

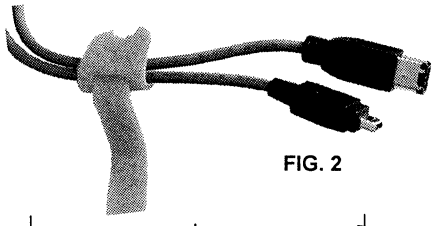

FIG. 2

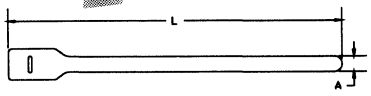

FEATURES

- REUSEABLE APPLICATION
- CUT & TRIM AS NEEDED

SPECIFICATION

MATERIAL:
LOW DENSITY POLYETHYLENE HOOK,
NYLON KNIT LOOP

PART NO.	FIG.	WIDTH	LENGTH OF ROLL
770-1740-XX	1	.75	5 YARDS
770-1741-XX	1	1	5 YARDS

COLOR CHART

BLK	RED	ORN	YEL	GRN	BLU
10	12	13	14	15	16

PART NO.	FIG.	"A"	"L"
770-1742-XX	2	1/2	6
770-1743-XX	2	1/2	8
770-1744-XX	2	1/2	11
770-1745-XX	2	3/4	15
770-1746-XX	2	3/4	24

COLOR CHART

BLK	RED	ORN	YEL	GRN	BLU	WHT
10	12	13	14	15	16	19

MIL SPEC CABLE CLAMPS AND TIES

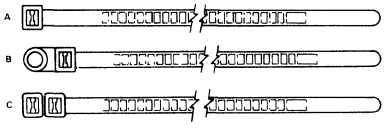

SELF-LOCKING CABLE TIES
Meets Applicable MIL Specs

Double Pawled Head.
Double sided serration with positive locking.
White Nylon — Flexible & Conformable — Flame Retardant — Fungus Inert — Resistant to Solvents, Alkalines and Grease. Operating temperature ranges from -40°F to 185°F.
Various sizes, heavy duty-screw mounting types.
Self adhesive mounting plate available for some ties.

REGULAR (FIG. A)

Concord No.	Tensile Strength	M.S. No.	Bundle Dia. Min.-Max..	Length Ref.	Width	Thick
770-1751	18	3367-4	1/16-5/8	3-3/4	.100	.053
770-1752	30	3367-5	1/16-1-1/4	5-13/16	.140	.053
770-1753	50	3367-1	1/16-1-3/4	7-15/16	.187	.053
770-1754	50	3367-7	1/16-3	12-1/16	.187	.053
770-1755	50	3367-2	1/16-4	15-1/16	.187	.053
770-1756	120	3367-3	3/16-4	15-1/16	.298	.080

SCREW MOUNTING (FIG. B)

Concord No.	Tensile Strength	Bundle Dia. Min.-Max.	Length	Width	Thick	Stud
770-1761	50	1/16-1-3/4	8-7/16	.187	.053	10
770-1762	50	1/16-4	15-9/16	.187	.053	10
770-1763	120	3/16-4	15-21/32	.298	.080	1/4

DOUBLE LOOP (FIG. C)

Double Loop to permit Double Looping, saving time and cost of additional ties.

770-1757	50	1/16-4	15-7/32	.187	.080	—

MOUNTING PLATE

Self Adhesive — 1" x 1"

Concord No. 770-1760

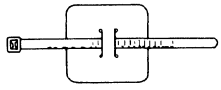

NYLON WIRE MARKER PLATES

Made of Nylon, attaches to wire harness with any type of wire tie or lacing cord. Write in identification.
Reusable.

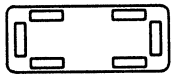

Concord No.	Size
770-1770	3/4 x 1-1/2
770-1772	3/4 x 2

NYLON MOUNTING TABS

For use with No. 770-1701 cable ties.
Furnished with .203 mounting hole.

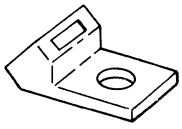

Concord No.
770-1702

TWIST LOCK CABLE TIES

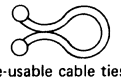

Cost saving white Nylon re-usable cable ties.
Twists to lock wire, twists to unlock.

Concord No.	For Wire Dia.
770-1706	.200-.300
770-6731	.300-.400
770-1707	.400-.500
770-1708	.700-.800

BEADED WIRE TIES

White Nylon

Concord No. 770-1765

5 Inches Long

CABLE TIES NYLON LOCKING CLAMP

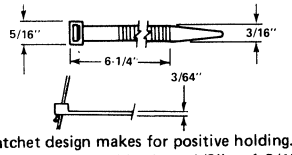

Ratchet design makes for positive holding.
Accommodates cables from 1/8" to 1-3/4"
Just slip clamp around cable, insert tongue and pull tight.

Concord No. 770-1701

NYLON ADJUSTABLE CABLE TIE

Replaces lacing cord, tape and other fasteners in wrap-around applications.
Once applied it will not slip.

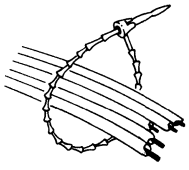

Concord No.
770-1766

MANUFACTURED BY CONCORD® "THE COMPONENT PEOPLE"

FOR ADDITIONAL SIZES AND MATERIALS, CONTACT FACTORY

30 GREAT JONES STREET
NEW YORK, N.Y. 10012-1115
(212) 777-6571 · 1-800-847-4162
FAX (212) 995-0161 • E-MAIL: INFO@CONCORD-ELEX.COM

NYLON BOARD SUPPORTS

Snaps into circuit board and chassis. Chassis hole .187 diameter, thickness from .034 to .080 P.C. board hole .156, 1/16 thick.

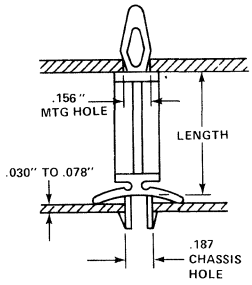

Concord No.	Length
770-4301	3/16"
770-4302	1/4"
770-4303	3/8"
770-4304	1/2"
770-4305	5/8"
770-4306	3/4"
770-4307	7/8"

SAME EXCEPT SELF-EXTINGUISHING

770-4325	3/16"
770-4326	1/4"
770-4327	3/8"
770-4328	1/2"
770-4329	5/8"
770-4330	3/4"
770-4331	7/8"

NYLON P.C. BOARD SUPPORT

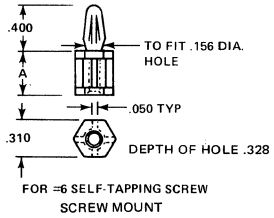

Concord No.	Length "A"
770-4370 *	.250"
770-4371	.375"
770-4372	.500"
770-4373	.625"
770-4374	.750"
770-4375	.875"
770-4376	1.12"
770-4377	1.43"

*Depth of hole .203.

LONG NOSE P.C. BOARD SUPPORTS

Nylon. Extended nose to locate connector pins and sockets. Snaps into .187 dia. chassis holes.

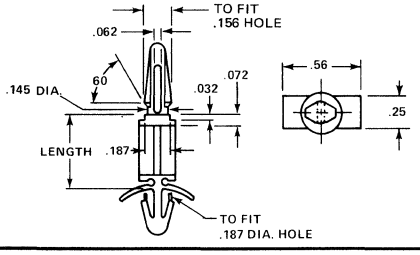

Concord No.	Length
770-4351	3/16"
770-4352	1/4"
770-4353	3/8"
770-4354	1/2"
770-4355	5/8"
770-4356	3/4"
770-4357	7/8"

NYLON P.C. BOARD SUPPORT

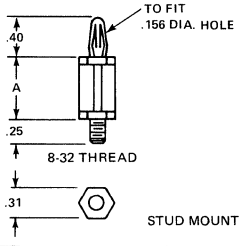

Concord No.	Length "A"
770-4361	.250"
770-4362	.375"
770-4363	.500"
770-4364	.625"
770-4365	.750"
770-4366	.875"
770-4367	1.12"
770-4368	1.43"

HINGED P.C. BOARD SUPPORTS

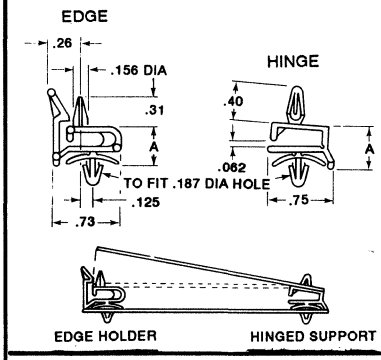

Nylon. Board is hinged on one end, other end has locking edge holder. Fits .187 dia. chassis holes and .156 dia. P.C. board hole.

HINGED SUPPORT

Concord No.	Length "A"
770-4380	7/16"
770-4381	5/8"
770-4382	7/8"

EDGE SUPPORT

Concord No.	Length "A"
770-4390	7/16"
770-4391	5/8"
770-4392	7/8"

RACK CARD GUIDES

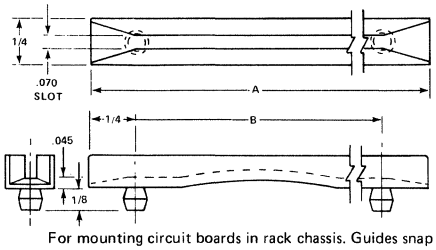

Concord No.	A	B
770-4455	3"	2½"
770-4456	4"	3½"
770-4457	6"	5½"
770-4458	8½"	8"

For mounting circuit boards in rack chassis. Guides snap into .125" dia. hole at both ends. Natural nylon.

BOARD GUIDES

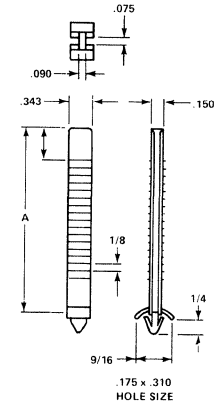

Accommodates P.C. Boards of any width; Natural Nylon. Snaps into place. Double channeled for stacking. Accepts board thicknesses from .030" to .075", fits into panel hole .175" x .310". Add .100" to board width for mounting hole centers

Concord No.	Length A
770-4449	1"
770-4450	2"
770-4451	3"

NYLON P.C. CARD HANDLE

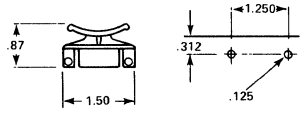

For use as a handle or puller for card insertion and removal

Concord No. 770-4498

NYLON P.C. CARD EJECTOR

Made of Nylon 6/6 (UL Rating: 94V-2), these lever action ejectors permit the easy removal of P.C. Cards and can prevent undue damage causing stresses on circuit hardware. Spring pins supplied unassembled.

CARD MOUNTING DIMENSIONS

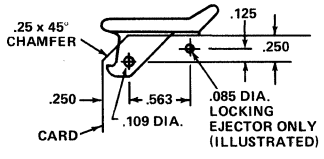

770-4497

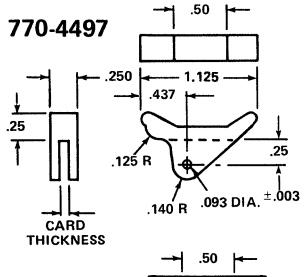

770-4496

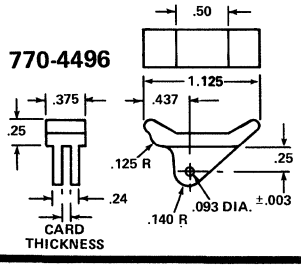

770-4495

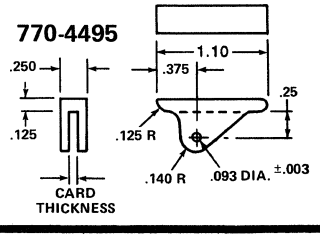

770-4494

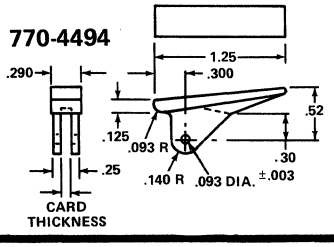

770-4493

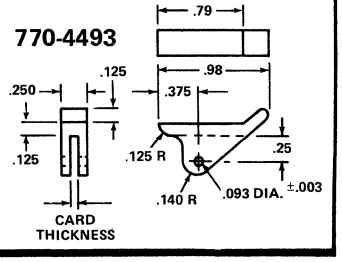

CONCORD
THE COMPONENT PEOPLE

30 GREAT JONES STREET
NEW YORK, N.Y. 10012-1115
(212) 777-6571 • 1-800-847-4162
FAX (212) 995-0161

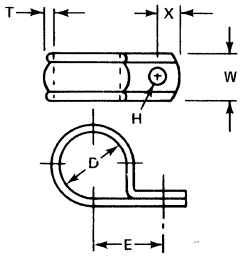

PROPIONATE CELLULOSE

T = .060 X = 7/32"
W = 1/2" H = .204
Color: CLEAR

Concord No.	Hole (D)	E
770-1501	1/8	.328
770-1502	3/16	.390
770-1503	1/4	.421
770-1504	5/16	.453
770-1505	3/8	.483
770-1506	7/16	.531
770-1507	1/2	.562
770-1508	9/16	.593
770-1509	5/8	.625
770-1510	11/16	.656
770-1511	3/4	.765
770-1512	7/8	.812
770-1513	1	.906
770-1514	1-1/8	.968
770-1515	1-1/4	1.062

NYLON

HOLE D 1/8" TO 1/2"
T = .040 X = 5/32"
W = 3/8" H = .167

HOLE D 9/16" TO 1-1/4"
T = .060 X = 13/64"
W = 1/2" H = .204

COLOR: BLACK

Concord No.	Hole (D)	E
770-1601	1/8	.310
770-1602	3/16	.373
770-1603	1/4	.407
770-1604	5/16	.448
770-1605	3/8	.479
770-1606	7/16	.510
770-1607	1/2	.542
770-1608	9/16	.623
770-1609	5/8	.654
770-1610	11/16	.752
770-1611	3/4	.783
770-1612	7/8	.845
770-1613	1	.908
770-1614	1-1/8	1.002
770-1615	1-1/4	1.062

COMPONENT CLIPS

NYLON
For chassis or P.C. board mounting of components
Panel thickness: 1/16"
Hole Size: 5/32"

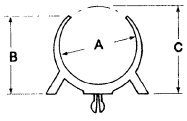

Concord No.	A	B	C
770-4001*	.218	.265	.343
770-4004	.375	.437	.500
770-4006	.500	.546	.625
770-4008	.625	.685	.750
770-4011	.800	.781	.925
770-4012	1.000	1.000	1.125

*HOLE SIZE 1/8"

HALF U CLIPS

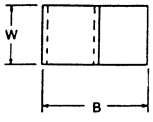

PVC. COLOR BLACK

T = .047
W = 5/8

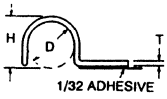

Concord No.	D	B	H
770-2040	1/8	23/32	11/64
770-2041	1/4	27/32	19/64
770-2042	3/8	31/32	27/64
770-2043	1/2	1-3/32	35/64

CABLE CLAMPS

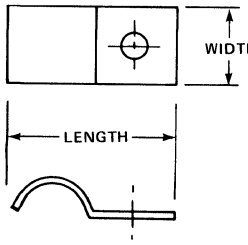

PLATED STEEL CABLE CLAMPS

No. 8 Mtg. Hole.

Concord No.	Length	Width	Cable
770-1421	5/8"	3/8"	1/8"
770-1420	3/4"	3/8"	1/4"
770-1422	1"	3/8"	1/2"

FLAT WIRE CABLE CLAMPS

Concord No.	Clamp Width "L"	Clamp Width "W"
770-4401	1-1/2"	1/2"
770-4402	2"	1"
770-4403	3"	2"
770-4404	4"	3"

Self-extinguishing PVC with self-cohesive back for quick installation of flat cable.

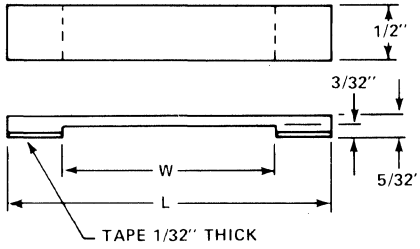

FLAT WIRE CABLE CLAMPS ROUTING TYPE

Nylon with serrated gripper and self-adhesive back for flat or woven cables.

Concord No	Width "A"
770-4410	9/16"
770-4411	1-1/16

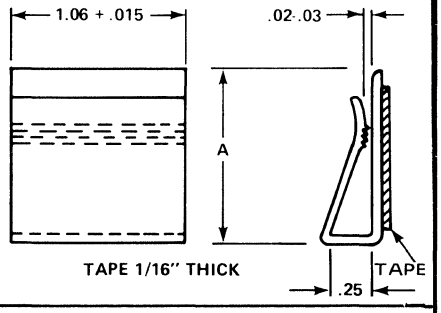

NYLON "HALF" CABLE CLAMPS

Solvent resistant Nylon, unaffected by most solvents, alkalies, dilute mineral acids & most organic acids

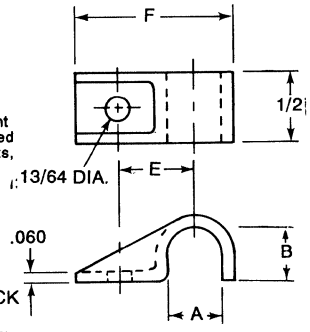

COLOR BLACK

Concord No.	Wire Size	A	B	E	F
770-1401	1/8	.115	.115	.307	.675
770-1402	3/16	.172	.172	.336	.732
770-1403	1/4	.234	.234	.366	.793
770-1404	5/16	.297	.297	.400	.859
770-1405	3/8	.359	.359	.430	.920
770-1406	7/16	.422	.422	.460	.980
770-1407	1/2	.484	.484	.492	1.044

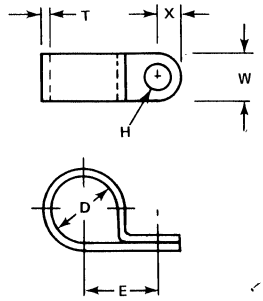

POLYPROPYLENE

T = .050 X = 7/32"
W = 1/2" H = 13/64"

Concord No.	Hole (D)	E
770-1001	1/8	.360
770-1002	3/16	.423
770-1003	1/4	.457
770-1004	5/16	.498
770-1005	3/8	.529
770-1006	7/16	.560
770-1007	1/2	.592
770-1008	9/16	.623
770-1009	5/8	.654
770-1010	11/16	.752
770-1011	3/4	.783
770-1012	7/8	.845
770-1013	1	.908

CELLULOSE AMBER

T = .060 X = 7/32"
W = 1/2" H = 13/64"

Concord No.	Hole (D)	E
770-1101	1/8	.328
770-1102	3/16	.390
770-1103	1/4	.421
770-1104	5/16	.453
770-1105	3/8	.483
770-1106	7/16	.531
770-1107	1/2	.562
770-1108	9/16	.593
770-1109	5/8	.625
770-1110	11/16	.656
770-1111	3/4	.765
770-1112	7/8	.812
770-1113	1	.906

NYLON

T = .050" X = 7/32"
W = 1/2" H = 13/64"

Concord No.	Hole D	E
770-1201	1/8	.360
770-1202	3/16	.423
770-1203	1/4	.457
770-1204	5/16	.495
770-1205	3/8	.529
770-1206	7/16	.560
770-1207	1/2	.592
770-1208	9/16	.623
770-1209	5/8	.654
770-1210	11/16	.783
770-1212	7/8	.845
770-1213	1	.908
770-1214	1-1/8	.970
770-1215	1-1/4	1.060

T = .050 X = 7/32"
W = 3/8" H = 13/64"

770-1301	1/8	.325
770-1302	3/16	.378
770-1303	1/4	.409
770-1304	5/16	.441
770-1305	3/8	.595
770-1306	7/16	.574
770-1307	1/2	.550

T = .050 X = 7/32"
W = 3/8" H = 9/64"

770-1308	.125	.325
770-1309	.187	.380
770-1310	.250	.410
770-1311	.312	.445
770-1312	.375	.475
770-1313	.437	.525
770-1314	.500	.550

CONCORD
THE COMPONENT PEOPLE

30 GREAT JONES STREET
NEW YORK, N.Y. 10012-1115
(212) 777-6571 • 1-800-847-4162
FAX (212) 995-0161

NYLON PANEL BUSHINGS SNAP MOUNT

This bushing provides protection to wire, cable and tubing against damage caused by the sharp edges of panel holes. The snap in design allows installation with finger tip pressure.



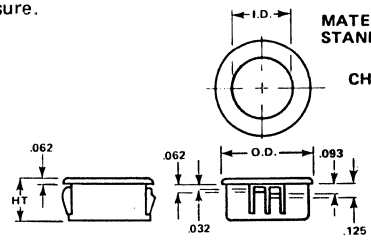

MATERIAL: Nylon 6/6
STANDARD COLOR: Black

CHASSIS THICKNESS:
1/32 Min.
1/8 Max.

Concord No.	Mounting Hole Size	Maximum Chassis Thickness	I.D. Inside Dia.	.O.D. Head Dia.	HT Overall Height
760-3401	.250	.062	.125	.312	.312
760-3402	.312	.062	.187	.375	.312
760-3403	.375	.125	.250	.468	.406
760-3404	.437	.125	.312	.531	.406
760-3405	.500	.125	.375	.578	.406
760-3406	.562	.125	.437	.656	.406
760-3407	.625	.125	.500	.718	.406
760-3408	.750	.125	.562	.843	.406
760-3409	.875	.125	.625	.953	.453
760-3410	1.000	.125	.750	1.125	.453
760-3411	1.187	.125	.937	1.312	.453
760-3412	1.250	.125	.937	1.359	.453
760-3413	1.375	.125	1.000	1.468	.453
760-3414	1.500	.125	1.062	1.609	.453
760-3415	1.750	.125	1.375	1.875	.453
760-3416	2.000	.125	1.625	2.125	.453
760-3417	2.500	.250	1.968	2.656	.718

NYLON SPLIT PANEL BUSHING SNAP MOUNT

The split design permits mounting onto holes already containing wire or cable. Ideal for retrofit applications.

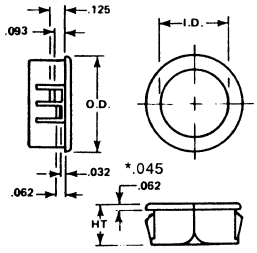

MATERIAL: Nylon 6/6
STANDARD COLOR: Black
CHASSIS THICKNESS. 1/32 Min.
1/8 Max.

Concord No.	Mounting Hole Size	I.D. Inside Dia.	O.D. Head Dia.	HT Overall Height
* 760-3425	.375	.265	.421	.390
760-3426	.500	.312	.562	.406
760-3427	.562	.390	.640	.406
760-3428	.625	.453	.687	.406
760-3429	.750	.546	.796	.406
760-3430	.875	.671	.921	.406
760-3431	1.000	.796	1.062	.406

GROMMETS

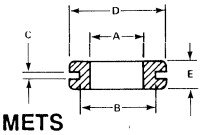

RUBBER GROMMETS

Concord No.	A	B	C	D	E
760-3001	1/8	3/16	1/16	5/16	3/16
760-3059	1/8	1/4	1/16	11/32	3/16
760-3011	1/8	7/16	1/16	5/8	3/16
760-3012	1/8	3/8	3/32	1/2	5/16
760-3002	3/16	5/16	1/16	7/16	7/32
760-3053	3/16	15/32	1/8	9/16	3/8
760-3013	3/16	9/32	3/32	7/16	7/32
760-3066	1/4	11/32	1/32	1/2	5/32
760-3003	1/4	3/8	1/16	9/16	1/4
760-3014	1/4	7/16	1/16	5/8	3/16
760-3015	1/4	3/8	3/32	1/2	1/4
760-3052	9/32	11/32	5/32	5/8	5/16
760-3004	5/16	7/16	1/16	19/32	15/64
760-3016	5/16	9/16	1/16	13/16	10/32
760-3017	5/16	7/16	3/32	5/8	5/16
760-3061	5/16	7/16	1/8	19/32	3/8
760-3060	5/16	1/2	1/8	3/4	3/8
760-3054	5/16	1/2	3/16	5/8	1/2
760-3055	3/8	7/16	3/32	5/8	9/32
760-3005	3/8	1/2	1/16	41/64	1/4
760-3018	3/8	5/8	1/16	7/8	5/16
760-3051	3/8	1/2	3/32	13/16	3/8
760-3057	3/8	11/16	9/64	7/8-1	13/32
760-3006	7/16	9/16	1/16	3/4	1/4
760-3019	7/16	11/16	1/16	15/16	5/16
760-3007	1/2	3/4	1/16	7/8	1/4
760-3020	1/2	13/16	1/16	1-1/16	5/16
760-3021	1/2	1-1/4	1/16	1-1/2	1/4
760-3022	1/2	3/4	3/32	7/8	11/32
760-3008	9/16	13/16	1/16	1	5/16
760-3009	5/8	7/8	1/16	1-1/8	5/16
760-3023	5/8	1-1/4	1/16	1-1/2	1/4
760-3010	3/4	7/8	1/16	1-1/8	9/32
760-3024	3/4	1-1/16	1/16	1-3/8	3/8
760-3025	3/4	1-7/16	1/16	1-13/16	3/8
760-3058	49/64	1-3/32	1/16	1-5/8	5/16
760-3026	7/8	1-1/4	1/16	1-5/8	7/16

VINYL GROMMETS

Concord No.	A	B	C	D	E
770-7185	1/8	.19	1/16	5/16	1/4
760-3101	1/8	1/4	1/16	11/32	3/16
770-7186	5/32	.25	1/16	3/8	1/4
770-7187	3/16	.31	1/32	7/16	3/16
760-3102	3/16	5/16	1/16	7/16	7/32
770-7188	7/32	.31	1/16	7/16	7/32
770-7190	5/16	.44	1/16	9/16	3/16
760-3103	1/4	3/8	1/16	9/16	1/4
770-7189	1/4	.37	3/32	9/16	9/32
760-3104	3/8	1/2	1/16	5/8	1/4
770-7191	3/8	.49	1/16	43/64	9/32
760-3105	1/2	5/8	1/16	13/16	9/32
770-7193	9/16	.69	1/16	55/64	3/16
770-7194	5/8	.75	1/16	55/64	7/32
770-7192	1/2	.69	1/16	55/64	1/4
770-7195	11/16	.75	1/16	15/16	3/16
770-7198	31/32	1.25	1/16	1-1/2	19/64
770-7196	47/64	.99	1/16	1-15/16	5/16
770-7197	55/64	1	1/16	1-3/16	5/16

HOLE PLUGS

HOLE PLUGS PLATED STEEL

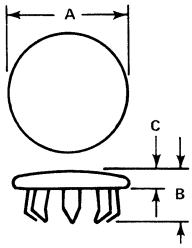

Concord No.	Hole Size Ref	A	B	C	Prongs
790-3002	1/4	13/32	15/64	1/16	6
790-3004	5/16	7/16	1/4	1/16	6
790-3006	3/8	1/2	15/64	1/16	6
790-3008	1/2	21/32	9/32	5/64	8
790-3010	5/8	13/16	9/32	5/64	8
790-3012	3/4	59/64	19/64	5/64	12
790-3014	7/8	1-1/16	19/64	1/16	12
790-3016	1"	1-9/64	21/64	3/32	12
790-3018	1" Vent	1-3/16	7/16	5/64	6
790-3020	1-1/8	1-5/16	11/32	5/64	12
790-3022	1-1/4	1-7/16	11/32	3/32	12
790-3024	1-3/8	1-9/16	13/32	5/64	12
790-3026	1-1/2	1-41/64	13/32	3/32	12

PLASTIC

790-3180	1/4	27/64		.040	4
790-3182	5/16	29/64		.050	4
790-3190	3/4	63/64		.062	6

HOLE PLUGS PLASTIC

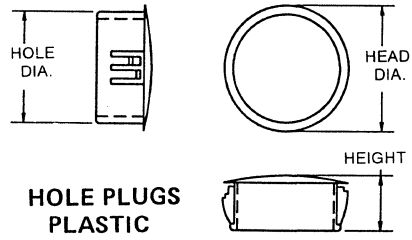

Concord No.	Hole Dia.	Head Dia.	Height	Maximum Panel Thickness
790-3150	1/4	5/16	5/16	1/16
790-3152	5/16	3/8	5/16	1/16
790-3154	3/8	15/32	13/32	1/8
790-3156	1/2	37/64	13/32	1/8
790-3158	5/8	23/32	13/32	1/8
790-3160	3/4	59/64	13/32	1/8
790-3161	7/8	1-1/64	29/64	1/8
790-3162	1	1-13/64	29/64	1/8
790-3164	1" Vent	1-13/64	29/64	1/8
790-3166	1-7/64	1-7/32	29/64	1/8
790-3168	1-1/4	1-3/8	29/64	1/8
790-3170	1-3/8	1-1/2	29/64	1/8
790-3172	1-1/2	1-43/64	29/64	1/8

"CATERPILLAR" STRIP GROMMETING, EXTRUDED NYLON

Make your own grommets to fit any shape opening. Non-conductive Black Nylon, Type 6/6, fungus resistant to conform to Mil M 20693a, Type 1. 25 ft. rolls for panel thickness .052 to .125.

Concord No.	A	B	C	D	E
760-3181	.052	.150	.040	.190	.125
760-3182	.085	.155	.045	.200	.162
760-3183	.125	.175	.050	.220	.206
760-3184	.250	.230	.050	.280	.370

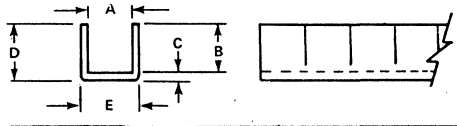

SPECIFY – CONCORD® "THE COMPONENT PEOPLE"

30 GREAT JONES STREET
NEW YORK, N.Y. 10012-1115
(212) 777-6571 • 1-800-847-4162
FAX (212) 995-0161

ALLIGATOR CLIPS

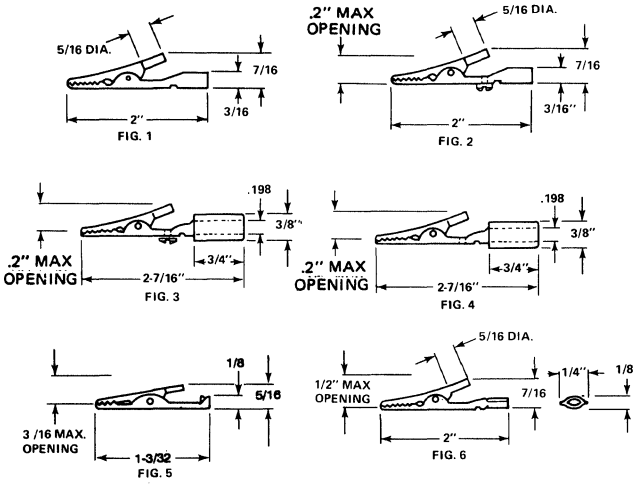

STANDARD ALLIGATOR CLIPS

Concord Number	Fig.	Insul Color	Clip Material	Wire Connect	Rated Amps	Insulators Sold Separately
790-7001	1	Uninsul	Steel	Solder	5	790-7025-XX *
790-7035-10	3	Black	Steel	Screw	5	-
790-7035-12	3	Red	Steel	Screw	5	-
790-7036-10	3	Black	Copper	Screw	5	-
790-7036-12	3	Red	Copper	Screw	5	-
790-7005	2	Uninsul	Steel	Screw	5	790-7025-XX *
790-7007	2	Uninsul	Copper	Screw	10	790-7025-XX *
790-7030-10	4	Black	Steel	Solder	5	-
790-7030-12	4	Red	Steel	Solder	5	-

MINIATURE ALLIGATOR CLIPS

Concord Number	Fig.	Insul Color	Clip Material	Wire Connect	Rated Amps	Insulators Sold Separately
790-7020	5	Uninsul	Steel	Solder	1	790-7027-XX *
790-7021	5	Uninsul	Copper	Solder	1	790-7027-XX *

STANDARD ADAPTERS

Concord Number	Fig.	Insul Color	Clip Material	Wire Connect	Rated Amps	Insulators Sold Separately
790-7066	6	Uninsul	Steel	.080 Tip	5	790-7025-XX *

*** SEE INDIVIDUAL INSULATOR P/N FOR STANDARD COLOR DESIGNATIONS.**

BATTERY CLIPS

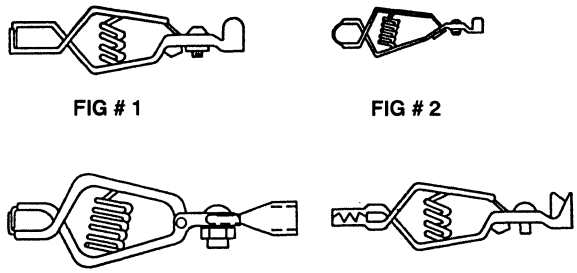

FIG # 1 FIG # 2

FIG # 3 FIG # 4

STEEL, ELECTROPLATED

Concord Number	Fig.	Current Capacity	Spread Jaws	Length	Spring	Insulators Sold Separately
790-7101	2	5 Amp	3/8"	1-5/8"	7 lbs	790-7130-XX *
790-7102	4	10 Amp	9/16"	2"	10 lbs	790-7111-XX *
790-7103†	1	25 Amp	1"	2-1/2"	17 lbs	790-7109-XX *
790-7104†	1	50 Amp	1-1/2"	3-7/8"	33 lbs	790-7110-XX *
790-7105†	3	100 Amp	1-3/8"	6	40 lbs	790-7112-XX *

SOLID COPPER

Concord Number	Fig.	Current Capacity	Spread Jaws	Length	Spring	Insulators Sold Separately
790-7106	4	40 Amp	5/8"	2-1/2"	17 lbs	790-7113-XX *
790-7107†	1	100 Amp	1-1/4"	4-3/4"	33 lbs	790-7110-XX *
790-7108†	3	200 Amp	1-3/8"	5-3/4"	40 lbs	790-7112-XX *

*** SEE INDIVIDUAL INSULATOR P/N FOR STANDARD COLOR DESIGNATIONS.**

† SOLD IN PAIRS, ONE POSITIVE AND ONE NEGATIVE, TO PURCHASE SEPARATELY, ADD "P" SUFFIX FOR POSITIVE OR "N" SUFFIX FOR NEGATIVE TO PART NUMBER.

PLIER TYPE BATTERY CLIPS

Insulated Vinylite Handles, Red or Black - Specify Color

Concord No.	Amps	Material	Overall Size	Color
790-7120-10	35	Steel,Cop.Pl.	3-1/4"	Black
790-7120-12	35	Steel,Cop.Pl.	3-1/4"	Red
790-7121-10	50	Steel,Cop.Pl.	2-13/16"	Black
790-7121-12	50	Steel,Cop.Pl.	2-13/16"	Red
790-7122-10	100	Steel,Cop.Pl.	7-1/2"	Black
790-7122-12	100	Steel,Cop.Pl.	7-1/2"	Red
790-7123-10	300	Solid,Copper	7-1/2"	Black
790-7123-12	300	Solid,Copper	7-1/2"	Red

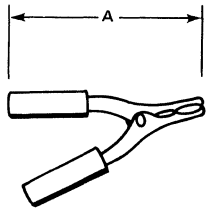

RED OR BLACK SPECIFY COLOR

INSULATOR BOOTS

790-70XX-XX
790-71XX-XX
COLOR

STANDARD COLOR RED AND BLACK
OTHER COLORS AVAILABLE
ON SPECIAL ORDER

COLOR CODES	
12	RED
10	BLACK
14	YELLOW
15	GREEN
16	BLUE
19	WHITE

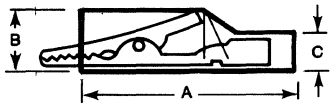

FIG # 1

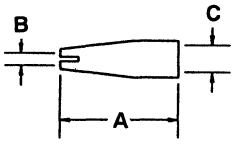

FIG # 3

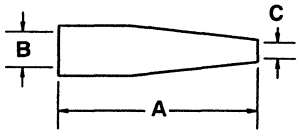

FIG # 2

Concord Number	Fig.	Color	Mat'l	A	B I.D.	C I.D.
790-7025-10	1	Black	Vinyl	2-1/32	13/32	7/32
790-7025-12	1	Red	Vinyl	2-1/32	13/32	7/32
790-7026-10	1	Black	Vinyl	1-5/8	1/4	.22
790-7026-12	1	Red	Vinyl	1-5/8	1/4	.22
790-7113-10	2	Black	Vinyl	3-1/2	19/32	15/64
790-7113-12	2	Red	Vinyl	3-1/2	19/32	15/64
790-7027-10	3	Black	Vinyl	1-7/32	1/8	19/64
790-7027-12	3	Red	Vinyl	1-7/32	1/8	19/64
790-7111-10	2	Black	Vinyl	2-9/16	1/2	13/64
790-7111-12	2	Red	Vinyl	2-9/16	1/2	13/64
790-7110-10	2	Black	Vinyl	5	1-13/32	33/64
790-7110-12	2	Red	Vinyl	5	1-13/32	33/64
790-7112-10	2	Black	Vinyl	6-13/16	1-3/4	41/64
790-7112-12	2	Red	Vinyl	6-13/16	1-3/4	41/64
790-7130-10	2	Black	Vinyl	2-1/64	27/64	5/32
790-7130-12	2	Red	Vinyl	2-1/64	27/64	5/32
790-7109-10	2	Black	Vinyl	3-7/8	1-1/64	19/64
790-7109-12	2	Red	Vinyl	3-7/8	1-1/64	19/64

30 GREAT JONES STREET
NEW YORK, N.Y. 10012-1115
(212) 777-6571 • 1-800-847-4162
FAX (212) 995-0161

LACING CORD AND TAPE

ROUND NYLON CORD

Meets MIL-T-713 Type P MW Finish. Supplied 1/2 lb. Spools

Concord No.	Class	Dia.	Test	Yds/Lb.	Color
770-8001	1	.050	70	560	Natural
770-8004	1	.050	70	560	Blk
770-8002	2	.035	48	750	Natural
770-8005	2	.035	48	750	Blk
770-8003	3	.030	32	1180	Natural
770-8006	3	.030	32	1180	Blk

FLAT NYLON TAPE

Meets MIL-T-43435 Type 1 Polyamide Nylon B Finish

Concord No.	Size	Width	Thk	Test	Yds/Spool	Color
770-8010	1	.225	.014	135	250	Natural
770-8020	1	.225	.014	135	250	Blk
770-8011	2	.125	.013	80	250	Natural
770-8021	2	.125	.013	80	250	Blk
770-8012	4	.062	.012	25	500	Natural
770-8022	3	.090	.012	50	500	Blk
770-8013	3	.090	.012	50	500	Natural
770-8023	4	.062	.012	25	500	Blk
770-8014	5	.048	.008	15	500	Natural
770-8024	5	.048	.008	15	500	Blk

FLAT-DACRON TAPE

Meets MIL-T-43435 Type 2 Polyester (Dacron) B Finish.

Concord No.	Size	Width	Thk	Test	Yds	Color
770-8030	1	.225	.014	135	500	Natural
770-8033	1	.225	.014	135	500	Blk
770-8031	2	.090	.014	50	500	Natural
770-8034	2	.090	.014	50	500	Blk
770-8032	4	.062	.010	25	500	Natural
770-8035	4	.062	.010	25	500	Blk

500 Yds per Spool.

ROUND LINEN CORD

Meets MIL-T-713 TY N

Concord No.	Class	Ply	Yds	Color
770-8044	1	12	300	Natural
770-8042	2	8	470	Natural
770-8041	3	6	600	Natural
770-8040	–	4	850	Natural
770-8043	–	9	400	Natural

SETTING PLIERS FOR STRAIN RELIEFS

Concord No.
770-4030

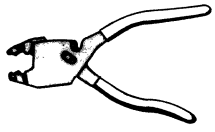

STRAIN RELIEFS

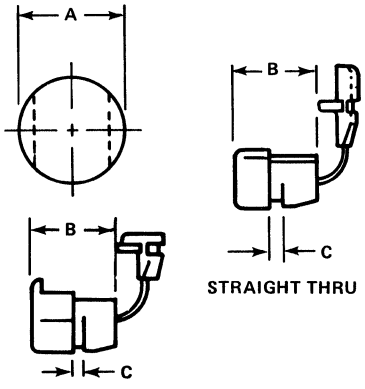

STRAIGHT THRU

RIGHT ANGLE

STRAIN RELIEFS

Absorbs pull and twist. Wire fully anchored and insulated in chassis. Straight thru and right angle types. UL Listed.

A = Chassis Hole. B = Length. C = Max. Chassis Thickness.

TEFLON TUBING



Meets and exceeds MIL-1-22129B, AMS-3655, or 3654, CS252-63. For slipon insulation. Provides greater reliability and resistance to high temperatures. Shrink-back is virtually eliminated. Individually packed.
SPECIFY COLOR
If no color is specified, Natural Teflon will be supplied.

STANDARD WALL

Concord No.	Awg Wire Size	Nom. I.D.	Nom. Wall Thk.	Std. Pkg. Ft.
770-9901	24	.022	.012	100
770-9902	22	.027	.012	100
770-9903	20	.034	.016	100
770-9904	19	.038	.016	100
770-9905	18	.042	.016	100
770-9906	17	.047	.016	100
770-9907	16	.053	.016	100
770-9908	15	.059	.016	100
770-9909	14	.066	.016	100
770-9910	13	.076	.016	100
770-9911	12	.085	.016	100
770-9912	11	.095	.016	100
770-9913	10	.106	.016	100
770-9914	9	.118	.020	100
770-9915	1/8"	.125	.020	100
770-9916	8	.133	.020	100
770-9917	7	.148	.020	100
770-9918	6	.166	.020	100
770-9919	5	.186	.020	100
770-9920	4	.208	.020	100
770-9921	3	.234	.020	100
770-9922	1/4"	.250	.020	100
770-9923	2	.263	.020	100
770-9924	1	.294	.020	100
770-9925	5/16"	.312	.020	100
770-9926	0	.330	.020	100

LIGHTWEIGHT

Concord No.	Awg Wire Size	Nom. I.D.	Nom. Wall Thk.	Std. Pkg. Ft.
770-9965	28	.015	.006	100
770-9966	26	.018	.006	100
770-9967	24	.022	.006	100
770-9968	22	.027	.006	100
770-9969	20	.034	.006	100
770-9970	19	.038	.006	100
770-9971	18	.042	.006	100
770-9972	17	.047	.006	100
770-9973	16	.053	.006	100
770-9974	15	.059	.006	100
770-9975	14	.066	.008	100
770-9976	13	.076	.008	100
770-9977	12	.085	.008	100
770-9978	11	.095	.008	100
770-9979	10	.106	.008	100
770-9981	9	.118	.008	100
770-9983	8	.133	.008	100
770-9984	7	.148	.008	100
770-9985	6	.166	.010	100
770-9986	5	.186	.010	100
770-9987	4	.208	.010	100
770-9988	3	.234	.010	100
770-9990	2	.263	.010	100
770-9991	1	.294	.010	100
770-9993	0	.330	.012	100

THINWALL

Concord No.	Awg Wire Size	Nom. I.D.	Nom. Wall Thk.	Std. Pkg. Ft.
770-9930	30	.012	.009	100
770-9931	28	.015	.009	100
770-9932	26	.018	.009	100
770-9933	24	.022	.010	100
770-9934	22	.027	.010	100
770-9935	20	.034	.012	100
770-9936	19	.038	.012	100
770-9937	18	.042	.012	100
770-9938	17	.047	.012	100
770-9939	16	.053	.012	100
770-9940	15	.059	.012	100
770-9941	14	.066	.012	100
770-9942	13	.076	.012	100
770-9943	12	.085	.012	100
770-9944	11	.095	.012	100
770-9945	10	.106	.012	100
770-9946	9	.118	.015	100
770-9948	8	.133	.015	100
770-9949	7	.148	.015	100
770-9950	6	.166	.015	100
770-9951	5	.186	.015	100
770-9952	4	.208	.015	100
770-9953	3	.234	.015	100
770-9955	2	.263	.015	100
770-9956	1	.294	.015	100
770-9958	0	.330	.015	100

STRAIGHT THRU

Concord No.	Wire Type	Approx. Wire Size	A	B	C
770-4021	AWM	1/8-3/16	.375"	.410"	.060"
770-4022	SP-1, SPT-1	.12 x .22	.437"	.410"	.062"
770-4023	SV. SVT, HPD	.250-.290	.500"	.438"	.100"
770-4024	SPT-1, SPT-2, SP-2, HPN	.12 x .30	.500"	.406"	.062"
770-4025	SJ, SJT, SJO	.325-.360	.625"	.580"	.062"

RIGHT ANGLE

770-4026	SPT-1, SPT-2, SP-2, HPN	.12 x .30	.500"	.687"	.100"
770-4027	SV, SVT, HPD	.250-.290	.500"	.687"	.100"
770-4028	S, ST	.360-.430	.750"	1.085"	.125"

FOR ADDITIONAL SIZES AND MATERIALS, CONTACT FACTORY

*Teflon® is Du Pont's registered trademark

CONCORD
THE COMPONENT PEOPLE

30 GREAT JONES STREET
NEW YORK, N.Y. 10012-1115
(212) 777-6571 • 1-800-847-4162
FAX (212) 995-0161

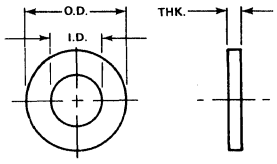

FLAT WASHERS NYLON AND FIBRE

NYLON .032 THK PART NO.	NYLON .047 THK PART NO.	NYLON .062 THK PART NO.	SCREW CLEARANCE	O.D.	I.D.	FIBRE .032 THK PART NO.	FIBRE .047 THK PART NO.	FIBRE .062 THK PART NO.
760-2518	760-2540	760-2562		.187		760-1518	760-1540	760-1562
760-2501	760-2541	760-2563	2	.250	.098	760-1501	760-1541	760-1563
760-2519	760-2542	760-2564		.312		760-1519	760-1542	760-1564
760-2520	760-2577	760-2502		.250		760-1520	760-1503	760-1502
760-2521	760-2543	760-2565	#4	.312	.120	760-1521	760-1543	760-1565
760-2522	760-2544	760-2566		.375		760-1522	760-1544	760-1566
760-2523	760-2545	760-2504		.250		760-1523	760-1545	760-1504
760-2524	760-2505	760-2567	#6	.312	.140	760-1524	760-1505	760-1567
760-2525	760-2546	760-2506		.375		760-1525	760-1546	760-1506
760-2526	760-2547	760-2568		.312		760-1526	760-1547	760-1568
760-2527	760-2548	760-2507	#8	.375	.171	760-1527	760-1548	760-1508
760-2528	760-2549	760-2569		.437		760-1528	760-1549	760-1569
760-2529	760-2550	760-2570		.312		760-1529	760-1550	760-1570
760-2530	760-2551	760-2509	#10	.375	.196	760-1530	760-1551	760-1509
760-2531	760-2552	760-2510		.437		760-1531	760-1552	760-1510
760-2532	760-2553	760-2571		.500		760-1532	760-1553	760-1571
760-2533	760-2554	760-2572		.437		760-1533	760-1554	760-1572
760-2534	760-2555	760-2511	1/4	.500	.260	760-1534	760-1555	760-1511
760-2535	760-2556	760-2573		.625		760-1535	760-1556	760-1573
760-2536	760-2557	760-2574		.750		760-1536	760-1557	760-1574
760-2537	760-2558	760-2575		.500		760-1537	760-1558	760-1575
760-2517	760-2559	760-2515	3/8	.625	.385	760-1517	760-1559	760-1515
760-2538	760-2560	760-2516		.750		760-1538	760-1560	760-1516
760-2539	760-2561	760-2576		1.000		760-1539	760-1561	760-1576

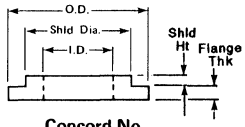

SHOULDER WASHERS FIBRE AND NYLON

Concord No. FIBER	Concord No. NYLON	Screw Clear	I.D.	O.D.	Flange Thk	Shld Ht.	Shld Dia.
760-1002	760-2002	2	.093	.250	.030	.025	.154
760-1004	760-2004	4	.115	.250	.031	.031	.187
760-1006	760-2006	6	.141	.250	.062	.031	.187
760-1008	760-2008	6	.141	.312	.062	.031	.187
760-1010	760-2010	6	.141	.375	.062	.031	.240
760-1012	760-2012	8	.167	.375	.062	.031	.246
760-1014	760-2014	10	.194	.375	.062	.031	.308
760-1016	760-2016	1/4"	.253	.500	.062	.031	.308
760-1018	760-2018	17/64"	.265	.500	.062	.031	.365
760-1020	760-2020	3/8"	.385	.625	.062	.031	.498
760-1022	760-2022	3/8"	.378	.750	.062	.031	.498

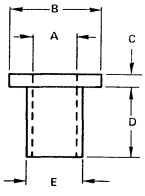

NYLON SPACER BUSHINGS

Natural color Nylon 6/6 per ASTM D4066-82

Concord No.	I.D. (A)	B	C	D	E
760-2025	#4(.115)	.235	3/64	1/4	.147
760-2026	#6(.140)	.290	3/64	1/4	.170
760-2027	#8(.170)	.344	1/16	3/8	.205
760-2028	#10(.200)	.399	1/16	3/8	.260
760-2029	1/4"(.260)	.513	1/16	3/8	.312

NYLON INSULATED FINISHING WASHERS

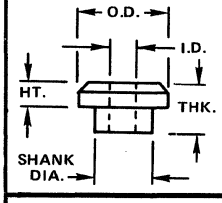

PART NO.	SCREW CLEAR.	I.D.	O.D.	THK.	HT.	SHANK DIA.
760-2601	#4	1/8	9/32	.080	.040	3/16
760-2602	#6	9/64	21/64			7/32
760-2603	#8	11/64	3/8	.100	.050	1/4
760-2604	#10	13/64	7/16			9/32
760-2605	1/4"	1/4	9/16	.120	.060	3/8
760-2606	3/8"	3/8	3/4			1/2

THREADED ROD

BRASS  NYLON

1-Ft. Length Concord No.	2-Ft. Length Concord No.	Threaded	1-Ft. Length Concord No.	2-Ft. Length Concord No.
701-8000-1	701-8000-2	6-32	701-8050-1	701-8050-2
701-8001-1	701-8001-2	8-32	701-8051-1	701-8051-2
701-8002-1	701-8002-2	10-32	701-8052-1	701-8052-2
701-8003-1	701-8003-2	1/4-20	701-8053-1	701-8053-2

SNAP - IN BUMPERS

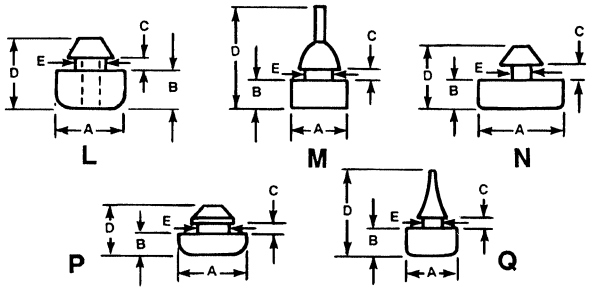

MATERIALS: RUBBER - BLACK BUNA - S SYNTHETIC RUBBER

PART NO.	ILLUS.	CHASSIS HOLE "E"	O.D. "A"	HEIGHT "B"	CHASSIS THICK "C"	LENGTH "D"
760-3560	L	5/32	5/16	15/64	3/64	25/64
760-3561	M	13/64	3/8	3/16	3/64	23/32
760-3562	N	1/4	3/8	5/32	1/16	11/32
760-3563	P	1/4	1/2	3/16	1/16	27/64
760-3564	Q	1/4	9/16	5/16	3/32	29/32

VINYL CABINET FEET

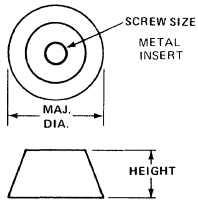

Concord No.	Screw Size	HT	Maj. Dia.	Color
760-3570	4	3/8	9/16	Blk
760-3571	6	7/16	3/4	Blk
760-3572	8	5/8	15/16	Blk
760-3573	6	1/4	11/16	Gray
760-3574	8	5/16	7/8	Gray
760-3575	10	7/16	1-1/16	Gray

NYLON COUNTERSUNK FINISHING WASHERS

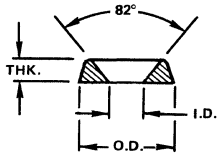

PART NO.	SCREW CLEAR.	I.D.	O.D.	THK.
760-2640	#6	9/64	7/16	3/32
760-2641	#8	11/64	33/64	7/64
760-2642	#10	13/64	37/64	9/64
760-2643	#12	15/64	39/64	5/32
760-2644	1/4"	17/64	43/64	3/16

WE CROSS REFERENCE MOST MAJOR MANUFACTURERS

CONCORD
THE COMPONENT PEOPLE

30 GREAT JONES STREET
NEW YORK, N.Y. 10012-1115
(212) 777-6571 • 1-800-847-4162
FAX (212) 995-0161

QUICK ASSEMBLY BUMPER FOOT KIT

- FASTER
- MORE ECONOMICAL TO ASSEMBLE THAN USING SCREWS WITH NUTS
- NO TOOLS REQUIRED FOR ASSEMBLY
- ALLOWS ASSEMBLY " From Outside "

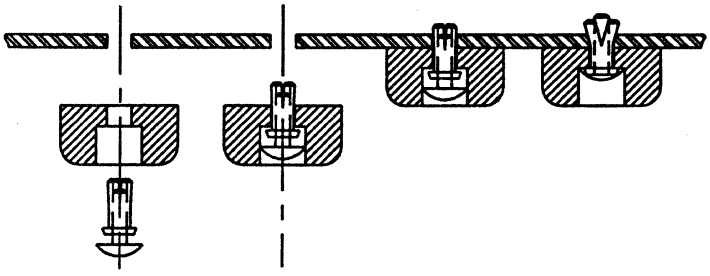

KIT#	SNAP RIVET #	BUMPER #	HEIGHT	MOUNTING HOLE	PCB THICKNESS	PANEL THK
760-3511	770-6580-10	760-3502	.300	.125	.032	20 GA
760-3512	770-6581-10	760-3502	.300	.125	.062	18 GA
760-3513	770-6574-10	760-3502	.300	.125	.094	16 GA
760-3514	770-6593-10	760-3543	.562	.203	.032/.062	20/18 GA.
760-3515	770-6594-10	760-3543	.562	.203	.094	16 GA
760-3516	770-6593-10	760-3509	.375	.203	.032/.062	20/18 GA.
760-3517	770-6594-10	760-3509	.375	.203	.094	16 GA

SNAP RIVETS

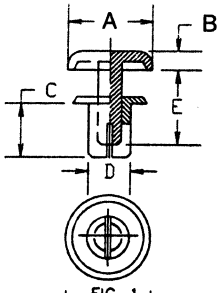

FIG. 1

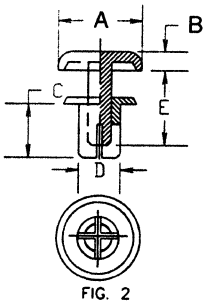

FIG. 2

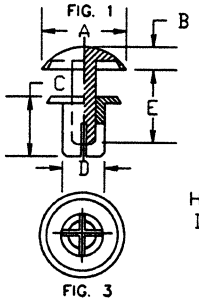

FIG. 3

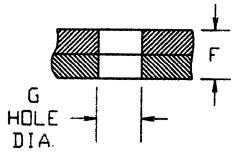

TOTAL HOLDING THICKNESS

MATERIAL : NYLON 6 COLOR: BLACK

CONCORD NO.	FIG No.	G HOLE DIA.	EXTRACT. FORCE LB.	F THICK.	A	B	C	D	E
770-6575-10				.039-.079			.13		
770-6576-10	1	.102-106	11.0 MIN	.079-.118	.197	.055	.17	.102	.18
770-6577-10				.134-.169			.22		.24
770-6578-10				.039-.079			.14		.20
770-6579-10				.079-.118			.18		
770-6580-10	1	.122-.126	17.6 MIN	.118-.157	.252	.063	.22	.118	.24
770-6581-10				.157-.197			.26		.28
770-6574-10				.197-.236			.30		.35
770-6582-10				.217-.256			.31		.35
770-6583-10				.083-.118			.18		.24
770-6584-10	2	.142-.146	26.4 MIN	.118-.157	.252	.063	.22	.138	.28
770-6585-10				.177-.217			.28		.35
770-6586-10				.098-.138			.20		
770-6587-10				.138-.177			.24		.28
770-6588-10	2	.161-.165	44.0 MIN	.177-.217	.315	.071	.28	.157	
770-6589-10				.217-.256			.31		.35
770-6590-10				.295-.335			.39		.43
770-6591-10				.059-.098			.18		
770-6592-10				.098-.138			.22		.26
770-6593-10				.138-.177			.26		
770-6594-10	3	.201-.205	55.0 MIN	.177-.217	.354	.087	.30	.197	.33
770-6595-10				.217-.256			.33		
770-6596-10				.256-.295			.37		.41
770-6597-10				.295-.335			.41		.47
770-6598-10	2	.240-.244	66.0 MIN	.098-.157	.472	.098	.24	.236	.35

RUBBER RECESS BUMPERS

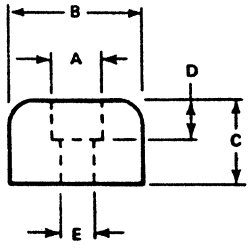

MATERIAL: RUBBER - BLACK BUNA-S SYNTHETIC RUBBER

Concord No.	A	B	C	D	E	With Scews & Nut Concord No.	Screw Size
760-3520	1/4	17/32	1/4	5/32	1/8	760-3530	4-40 X 3/8
760-3521	5/16	5/8	5/8	5/16	11/64	760-3531	8-32 X 1/2
760-3522	1/4	11/16	13/32	7/32	1/8	760-3532	4-40 X 3/8
760-3523	7/32	23/32	17/32	1/4	3/32	760-3533	2-56 X 1/2
760-3524	1/4	3/4	17/64	1/8	1/8	760-3534	4-40 X 3/8
760-3525	3/8	25/32	9/16	5/16	3/16	760-3535	8-32 X 1/2
760-3526	1/4	1	1	5/8	1/8	760-3536	4-40 X 1
760-3501	1/4	1/2	1/4	5/32	1/8	760-3505	6-32 X 1/2
760-3502	1/4	5/8	5/16	5/32	1/8	760-3506	6-32 X 1/2
760-3503	5/16	3/4	13/32	1/4	5/32	760-3507	6-32 X 1/2
760-3504	9/32	5/8	9/32	1/8	5/32	760-3508	6-32 X 1/2

WITH MOLDED IN WASHERS

	A	B	C	D	E		
760-3540	1/4	17/32	1/4	5/32	1/8	760-3550	4-40 X 3/8
760-3541	1/4	11/16	13/32	7/32	1/8	760-3551	4-40 X 3/8
760-3542	1/4	3/4	17/64	1/8	1/8	760-3552	4-40 X 3/8
760-3543	3/8	25/32	9/16	5/16	3/16	760-3553	8-32 X 1/2
760-3509	3/8	15/16	3/8	3/16	3/16	760-3510	8-32 X 1/2

30 GREAT JONES STREET
NEW YORK, N.Y. 10012-1115
(212) 777-6571 · 1-800-847-4162
FAX (212) 995-0161 • E-MAIL: INFO@CONCORD-ELEX.COM

CLEAR 1/4" ROUND FIBRE SPACERS

Material: Fibre per ASTM D710-96

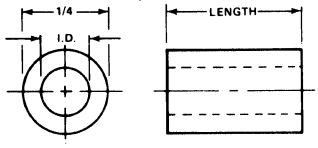

Clear Hole #4 (.115)	Clear Hole #6 (.140)	Clear Hole #8 (.171)	Length
750-1501	750-1502	750-1503	.125
750-1504	750-1505	750-1506	.187
750-1507	750-1508	750-1509	.250
750-1510	750-1511	750-1512	.312
750-1513	750-1514	750-1515	.375
750-1516	750-1517	750-1518	.437
750-1519	750-1520	750-1521	.500
750-1522	750-1523	750-1524	.562
750-1525	750-1526	750-1527	.625
750-1528	750-1529	750-1530	.687
750-1531	750-1532	750-1533	.750
750-1534	750-1535	750-1536	.812
750-1537	750-1538	750-1539	.875
750-1540	750-1541	750-1542	.937
750-1543	750-1544	750-1545	1.000

CLEAR 1/4" ROUND PHENOLIC SPACERS

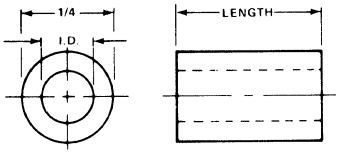

Clear Hole #4 (.115)	Clear Hole #6 (.140)	Clear Hole #8 (.171)	Length
750-1801	750-1802	750-1803	.125
750-1804	750-1805	750-1806	.187
750-1807	750-1808	750-1809	.250
750-1810	750-1811	750-1812	.312
750-1813	750-1814	750-1815	.375
750-1816	750-1817	750-1818	.437
750-1819	750-1820	750-1821	.500
750-1822	750-1823	750-1824	.562
750-1825	750-1826	750-1827	.625
750-1828	750-1829	750-1830	.687
750-1831	750-1832	750-1833	.750
750-1834	750-1835	750-1836	.812
750-1837	750-1838	750-1839	.875
750-1840	750-1841	750-1842	.937
750-1843	750-1844	750-1845	1.000

CLEAR 1/4 ROUND PLASTIC SPACERS CPVC SELF EXTINGUISHING GRAY

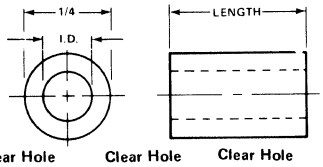

Clear Hole #4 (.115)	Clear Hole #6 (.140)	Clear Hole #8 (.170)	Length
750-1701	750-1702	750-1703	.250
750-1704	750-1705	750-1706	.375
750-1707	750-1708	750-1709	.500
750-1710	750-1711	750-1712	.625
750-1713	750-1714	750-1715	.750
750-1716	750-1717	750-1718	1.000

MOST ITEMS ARE IN STOCK AND SHIPPED OUT THE SAME DAY

NYLON SPACERS CLEAR

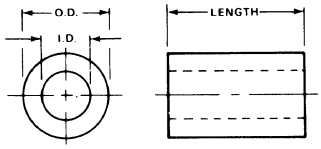

.091 I.D. #2 SCREW Concord No.	.115 I.D. #4 SCREW Concord No.	3/16 OD Length
750-1001	750-1016	.125
750-1002	750-1017	.187
750-1003	750-1018	.250
750-1004	750-1019	.312
750-1005	750-1020	.375
750-1006	750-1021	.437
750-1007	750-1022	.500
750-1008	750-1023	.562
750-1009	750-1024	.625
750-1010	750-1025	.687
750-1011	750-1026	.750
750-1012	750-1027	.812
750-1013	750-1028	.875
750-1014	750-1029	.937
750-1015	750-1030	1.000

.115 I.D. #4 SCREW Concord No.	.140 I.D. #6 SCREW Concord No.	.171 I.D. #8 SCREW Concord No.	1/4 OD Length
750-1100	750-1101	750-1102	.125
750-1103	750-1104	750-1105	.187
750-1106	750-1107	750-1108	.250
750-1109	750-1110	750-1111	.312
750-1112	750-1113	750-1114	.375
750-1115	750-1116	750-1117	.437
750-1118	750-1119	750-1120	.500
750-1121	750-1122	750-1123	.562
750-1124	750-1125	750-1126	.625
750-1127	750-1128	750-1129	.687
750-1130	750-1131	750-1132	.750
750-1133	750-1134	750-1135	.812
750-1136	750-1137	750-1138	.875
750-1139	750-1140	750-1141	.937
750-1142	750-1143	750-1144	1.000

THREADED 1/4" ROUND PHENOLIC SPACERS

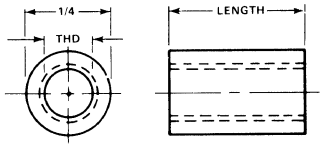

4-40 THD	6-32 THD	8-32 THD	Length
750-1601	750-1602	750-1603	.250
750-1604	750-1605	750-1606	.312
750-1607	750-1608	750-1609	.375
750-1610	750-1611	750-1612	.437
750-1613	750-1614	750-1615	.500
750-1616	750-1617	750-1618	.562
750-1619	750-1620	750-1621	.625
750-1622	750-1623	750-1624	.687
750-1625	750-1626	750-1627	.750
750-1628	750-1629	750-1630	.812
750-1631	750-1632	750-1633	.875
750-1634	750-1635	750-1636	.937
750-1637	750-1638	750-1639	1.000

1/4" ROUND NYLON THREADED SPACERS

* TAP IS 3/8" FROM EACH END AND NOT CONTINUOUS THROUGH

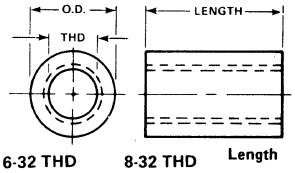

4-40 THD	6-32 THD	8-32 THD	Length
750-1201	750-1202	750-1203	.250
750-1204	750-1205	750-1206	.375
750-1207	750-1208	750-1209	.500
750-1210	750-1211	750-1212	.750 *
750-1213	750-1214	750-1215	1.000 *

1/4" HEX NYLON SPACERS SELF TAPPING HOLE SIZE

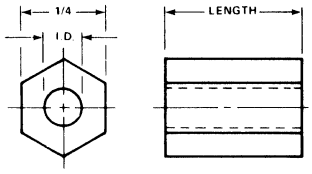

#4 (.091)	#6 (.115)	#8 (.140)	Length
750-1301	750-1302	750-1303	.250
750-1304	750-1305	750-1306	.375
750-1307	750-1308	750-1309	.500
750-1310	750-1311	750-1312	.750
750-1313	750-1314	750-1315	.875
750-1316	750-1317	750-1318	1.000

THREADED HEX NYLON SPACERS

* TAP IS 3/8" FROM EACH END AND NOT CONTINUOUS THROUGH

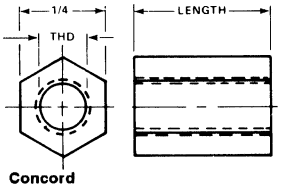

Concord 4-40 Thread	6-32 Thread	8-32 Thread	Length
750-1401	750-1402	750-1403	.250
750-1404	750-1405	750-1406	.375
750-1407	750-1408	750-1409	.500
750-1419	750-1420	750-1422	.625
750-1410	750-1411	750-1412	.750
750-1413	750-1414	750-1415	.875
750-1416	750-1417	750-1418	1.000*

HEX PLASTIC (SELF TAPPING)

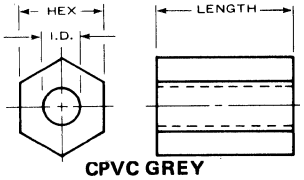

CPVC GREY

3/16 Hex X .092 I.D.
(For #4 Self Tapping Screw)

Concord No.	Length
750-1750	.375
750-1751	.500
750-1753	.625
750-1756	.750
750-1759	.875
750-1762	1.000

1/4 Hex X .110 I.D. (For #6 Self Tapping Screw)

Concord	Length
750-1752	.500
750-1754	.625
750-1757	.750
750-1760	.875
750-1763	1.000

3/8 Hex X .141 I.D. (For #8 Self Tapping Screw)

Concord	Length
750-1755	.625
750-1758	.750
750-1761	.875
750-1764	1.000

MASTER CROSS REFERENCE OF OTHER MAJOR MANUFACTURERS AVAILABLE

FOR ADDITIONAL SIZES AND MATERIALS, CONTACT FACTORY

CONCORD
THE COMPONENT PEOPLE

30 GREAT JONES STREET
NEW YORK, N.Y. 10012-1115
(212) 777-6571 • 1-800-847-4162
FAX (212) 995-0161

ROUND, THRU HOLE

5XX-9XXX-02 BRASS PER ASTM B16
6XXA-9XXX-16 ALUMINUM PER ASTM B211

BASIC PART NO. FINISH*

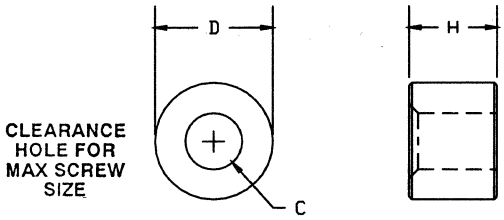

H	D	C	CLEAR. HOLE	BRASS	ALUMINUM
.125	.188	.094	#2	507-9202	607A-9202
.188	.188	.094	#2	507-9203	607A-9203
.250	.188	.094	#2	507-9204	607A-9204
.312	.188	.094	#2	507-9205	607A-9205
.375	.188	.094	#2	507-9206	607A-9206
.437	.188	.094	#2	507-9207	607A-9207
.500	.188	.094	#2	507-9208	607A-9208
.562	.188	.094	#2	507-9209	607A-9209
.625	.188	.094	#2	507-9210	607A-9210
.687	.188	.094	#2	507-9211	607A-9211
.750	.188	.094	#2	507-9212	607A-9212
.812	.188	.094	#2	507-9213	607A-9213
.875	.188	.094	#2	507-9214	607A-9214
.937	.188	.094	#2	507-9215	607A-9215
1.000	.188	.094	#2	507-9216	607A-9216
.125	.188	.120	#4	507-9402	607A-9402
.188	.188	.120	#4	507-9403	607A-9403
.250	.188	.120	#4	507-9404	607A-9404
.312	.188	.120	#4	507-9405	607A-9405
.375	.188	.120	#4	507-9406	607A-9406
.437	.188	.120	#4	507-9407	607A-9407
.500	.188	.120	#4	507-9408	607A-9408
.562	.188	.120	#4	507-9409	607A-9409
.625	.188	.120	#4	507-9410	607A-9410
.687	.188	.120	#4	507-9411	607A-9411
.750	.188	.120	#4	507-9412	607A-9412
.812	.188	.120	#4	507-9413	607A-9413
.875	.188	.120	#4	507-9414	607A-9414
.937	.188	.120	#4	507-9415	607A-9415
1.000	.188	.120	#4	507-9416	607A-9416
.125	.250	.120	#4	502-9402	602A-9402
.188	.250	.120	#4	502-9403	602A-9403
.250	.250	.120	#4	502-9404	602A-9404
.312	.250	.120	#4	502-9405	602A-9405
.375	.250	.120	#4	502-9406	602A-9406
.437	.250	.120	#4	502-9407	602A-9407
.500	.250	.120	#4	502-9408	602A-9408
.562	.250	.120	#4	502-9409	602A-9409
.625	.250	.120	#4	502-9410	602A-9410
.687	.250	.120	#4	502-9411	602A-9411
.750	.250	.120	#4	502-9412	602A-9412
.812	.250	.120	#4	502-9413	602A-9413
.875	.250	.120	#4	502-9414	602A-9414
.937	.250	.120	#4	502-9415	602A-9415
1.000	.250	.120	#4	502-9416	602A-9416
1.500	.250	.120	#4	502-9424	602A-9424
2.000	.250	.120	#4	502-9432	602A-9432
.125	.250	.140	#6	502-9602	602A-9602
.188	.250	.140	#6	502-9603	602A-9603
.250	.250	.140	#6	502-9604	602A-9604
.312	.250	.140	#6	502-9605	602A-9605
.375	.250	.140	#6	502-9606	602A-9606
.437	.250	.140	#6	502-9607	602A-9607
.500	.250	.140	#6	502-9608	602A-9608
.562	.250	.140	#6	502-9609	602A-9609
.625	.250	.140	#6	502-9610	602A-9610
.687	.250	.140	#6	502-9611	602A-9611
.750	.250	.140	#6	502-9612	602A-9612
.812	.250	.140	#6	502-9613	602A-9613
.875	.250	.140	#6	502-9614	602A-9614
.937	.250	.140	#6	502-9615	602A-9615
1.000	.250	.140	#6	502-9616	602A-9616
1.500	.250	.140	#6	502-9624	602A-9624
2.000	.250	.140	#6	502-9632	602A-9632

H	D	C	CLEAR. HOLE	BRASS	ALUMINUM
.125	.250	.171	#8	502-9802	602A-9802
.188	.250	.171	#8	502-9803	602A-9803
.250	.250	.171	#8	502-9804	602A-9804
.312	.250	.171	#8	502-9805	602A-9805
.375	.250	.171	#8	502-9806	602A-9806
.437	.250	.171	#8	502-9807	602A-9807
.500	.250	.171	#8	502-9808	602A-9808
.562	.250	.171	#8	502-9809	602A-9809
.625	.250	.171	#8	502-9810	602A-9810
.687	.250	.171	#8	502-9811	602A-9811
.750	.250	.171	#8	502-9812	602A-9812
.812	.250	.171	#8	502-9813	602A-9813
.875	.250	.171	#8	502-9814	602A-9814
.937	.250	.171	#8	502-9815	602A-9815
1.000	.250	.171	#8	502-9816	602A-9816
1.500	.250	.171	#8	502-9824	602A-9824
2.000	.250	.171	#8	502-9832	602A-9832
.125	.312	.140	#6	505-9602	605A-9602
.188	.312	.140	#6	505-9603	605A-9603
.250	.312	.140	#6	505-9604	605A-9604
.312	.312	.140	#6	505-9605	605A-9605
.375	.312	.140	#6	505-9606	605A-9606
.500	.312	.140	#6	505-9608	605A-9608
.625	.312	.140	#6	505-9610	605A-9610
.750	.312	.140	#6	505-9612	605A-9612
.875	.312	.140	#6	505-9614	605A-9614
1.000	.312	.140	#6	505-9616	605A-9616
.125	.375	.140	#6	517-9602	617A-9602
.188	.375	.140	#6	517-9603	617A-9603
.250	.375	.140	#6	517-9604	617A-9604
.312	.375	.140	#6	517-9605	617A-9605
.375	.375	.140	#6	517-9606	617A-9606
.437	.375	.140	#6	517-9607	617A-9607
.500	.375	.140	#6	517-9608	617A-9608
.562	.375	.140	#6	517-9609	617A-9609
.625	.375	.140	#6	517-9610	617A-9610
.687	.375	.140	#6	517-9611	617A-9611
.750	.375	.140	#6	517-9612	617A-9612
.812	.375	.140	#6	517-9613	617A-9613
.875	.375	.140	#6	517-9614	617A-9614
.937	.375	.140	#6	517-9615	617A-9615
1.000	.375	.140	#6	517-9616	617A-9616
.125	.375	.171	#8	517-9802	617A-9802
.188	.375	.171	#8	517-9803	617A-9803
.250	.375	.171	#8	517-9804	617A-9804
.312	.375	.171	#8	517-9805	617A-9805
.375	.375	.171	#8	517-9806	617A-9806
.437	.375	.171	#8	517-9807	617A-9807
.500	.375	.171	#8	517-9808	617A-9808
.562	.375	.171	#8	517-9809	617A-9809
.625	.375	.171	#8	517-9810	617A-9810
.687	.375	.171	#8	517-9811	617A-9811
.750	.375	.171	#8	517-9812	617A-9812
.812	.375	.171	#8	517-9813	617A-9813
.875	.375	.171	#8	517-9814	617A-9814
.937	.375	.171	#8	517-9815	617A-9815
1.000	.375	.171	#8	517-9816	617A-9816

* FOR BRASS PARTS, ADD -02 SUFFIX TO PART NUMBER FOR STANDARD NICKEL FINISH.
FOR ALUMINUM PARTS, ADD -16 SUFFIX TO PART NUMBER FOR STANDARD IRRIDITE FINISH.

THREADED , ROUND

5XX-9XXX-02 **BRASS PER ASTM B16**
6XXA-9XXX-16 **ALUMINUM PER ASTM B211**

BASIC PART NO. FINISH*

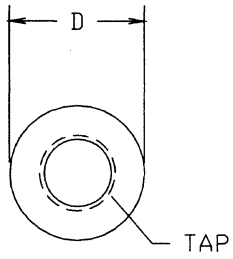

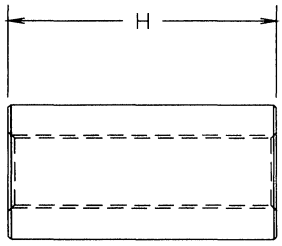

H	D	TAP	BRASS	ALUMINUM
.188	.156	2-56	538-9203	638A-9203
.250	.156	2-56	538-9204	638A-9204
.312	.156	2-56	538-9205	638A-9205
.375	.156	2-56	538-9206	638A-9206
.125	.188	2-56	542-9202	642A-9202
.188	.188	2-56	542-9203	642A-9203
.250	.188	2-56	542-9204	642A-9204
.312	.188	2-56	542-9205	642A-9205
.375	.188	2-56	542-9206	642A-9206
.437	.188	2-56	542-9207	642A-9207
.500	.188	2-56	542-9208	642A-9208
.562	.188	2-56	542-9209	642A-9209
.625	.188	2-56	542-9210	642A-9210
.687	.188	2-56	542-9211	642A-9211
.750	.188	2-56	542-9212	642A-9212
.812	.188	2-56	542-9213	642A-9213
.875	.188	2-56	542-9214	642A-9214
.937	.188	2-56	542-9215	642A-9215
1.000	.188	2-56	542-9216	642A-9216
.125	.188	4-40	542-9402	642A-9402
.188	.188	4-40	542-9403	642A-9403
.250	.188	4-40	542-9404	642A-9404
.312	.188	4-40	542-9405	642A-9405
.375	.188	4-40	542-9406	642A-9406
.437	.188	4-40	542-9407	642A-9407
.500	.188	4-40	542-9408	642A-9408
.562	.188	4-40	542-9409	642A-9409
.625	.188	4-40	542-9410	642A-9410
.687	.188	4-40	542-9411	642A-9411
.750	.188	4-40	542-9412	642A-9412
.812	.188	4-40	542-9413	642A-9413
.875	.188	4-40	542-9414	642A-9414
.937	.188	4-40	542-9415	642A-9415
1.000	.188	4-40	542-9416	642A-9416
.125	.250	4-40	543-9402	643A-9402
.188	.250	4-40	543-9403	643A-9403
.250	.250	4-40	543-9404	643A-9404
.312	.250	4-40	543-9405	643A-9405
.375	.250	4-40	543-9406	643A-9406
.437	.250	4-40	543-9407	643A-9407
.500	.250	4-40	543-9408	643A-9408
.562	.250	4-40	543-9409	643A-9409
.625	.250	4-40	543-9410	643A-9410
.687	.250	4-40	543-9411	643A-9411
.750	.250	4-40	543-9412	643A-9412
.812	.250	4-40	543-9413	643A-9413
.875	.250	4-40	543-9414	643A-9414
.937	.250	4-40	543-9415	643A-9415
1.000	.250	4-40	543-9416	643A-9416
1.500	.250	4-40	543-9424	643A-9424
2.000	.250	4-40	543-9432	643A-9432

H	D	TAP	BRASS	ALUMINUM
.125	.250	6-32	543-9602	643A-9602
.188	.250	6-32	543-9603	643A-9603
.250	.250	6-32	543-9604	643A-9604
.312	.250	6-32	543-9605	643A-9605
.375	.250	6-32	543-9606	643A-9606
.437	.250	6-32	543-9607	643A-9607
.500	.250	6-32	543-9608	643A-9608
.562	.250	6-32	543-9609	643A-9609
.625	.250	6-32	543-9610	643A-9610
.687	.250	6-32	543-9611	643A-9611
.750	.250	6-32	543-9612	643A-9612
.812	.250	6-32	543-9613	643A-9613
.875	.250	6-32	543-9614	643A-9614
.937	.250	6-32	543-9615	643A-9615
1.000	.250	6-32	543-9616	643A-9616
1.250	.250	6-32	543-9620	643A-9620
1.500	.250	6-32	543-9624	643A-9624
1.750	.250	6-32	543-9628	643A-9628
2.000	.250	6-32	543-9632	643A-9632
2.250	.250	6-32	543-9636	643A-9636
2.500	.250	6-32	543-9640	643A-9640
.125	.250	8-32	543-9802	643A-9802
.188	.250	8-32	543-9803	643A-9803
.250	.250	8-32	543-9804	643A-9804
.312	.250	8-32	543-9805	643A-9805
.375	.250	8-32	543-9806	643A-9806
.437	.250	8-32	543-9807	643A-9807
.500	.250	8-32	543-9808	643A-9808
.562	.250	8-32	543-9809	643A-9809
.625	.250	8-32	543-9810	643A-9810
.687	.250	8-32	543-9811	643A-9811
.750	.250	8-32	543-9812	643A-9812
.812	.250	8-32	543-9813	643A-9813
.875	.250	8-32	543-9814	643A-9814
.937	.250	8-32	543-9815	643A-9815
1.000	.250	8-32	543-9816	643A-9816
1.500	.250	8-32	543-9824	643A-9824
2.000	.250	8-32	543-9832	643A-9832
.250	.375	8-32	544-9804	644A-9804
.375	.375	8-32	544-9806	644A-9806
.500	.375	8-32	544-9808	644A-9808
.625	.375	8-32	544-9810	644A-9810
.750	.375	8-32	544-9812	644A-9812
1.000	.375	8-32	544-9816	644A-9816

*FOR BRASS PARTS, ADD -02 SUFFIX TO PART NUMBER
FOR STANDARD NICKEL FINISH.
FOR ALUMINUM PARTS, ADD -16 SUFFIX TO PART NUMBER
FOR STANDARD IRRIDITE FINISH.

30 GREAT JONES STREET
NEW YORK, N.Y. 10012-1115
(212) 777-6571 · 1-800-847-4162
FAX (212) 995-0161 • E-MAIL: INFO@CONCORD-ELEX.COM

SPACERS
THREADED, HEX

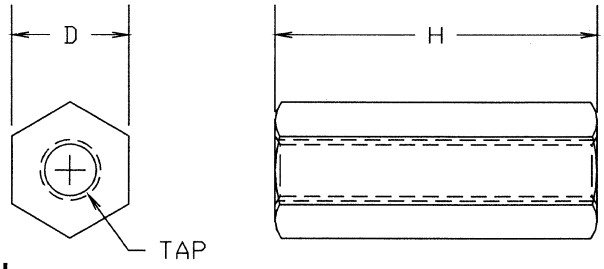

53X-9XXX-02 BRASS PER ASTM B16
63XA-9XXX-16 ALUMINUM PER ASTM B211

BASIC PART NO FINISH*

H	D	TAP	BRASS	ALUMINUM
.188	.156	2-56	532-9203	632A-9203
.250	.156	2-56	532-9204	632A-9204
.312	.156	2-56	532-9205	632A-9205
.375	.156	2-56	532-9206	632A-9206
.437	.156	2-56	532-9207	632A-9207
.500	.156	2-56	532-9208	632A-9208
.125	.188	2-56	534-9202	634A-9202
.188	.188	2-56	534-9203	634A-9203
.250	.188	2-56	534-9204	634A-9204
.312	.188	2-56	534-9205	634A-9205
.375	.188	2-56	534-9206	634A-9206
.437	.188	2-56	534-9207	634A-9207
.500	.188	2-56	534-9208	634A-9208
.562	.188	2-56	534-9209	634A-9209
.625	.188	2-56	534-9210	634A-9210
.687	.188	2-56	534-9211	634A-9211
.750	.188	2-56	534-9212	634A-9212
.812	.188	2-56	534-9213	634A-9213
.875	.188	2-56	534-9214	634A-9214
.937	.188	2-56	534-9215	634A-9215
1.000	.188	2-56	534-9216	634A-9216
.125	.188	4-40	534-9402	634A-9402
.188	.188	4-40	534-9403	634A-9403
.250	.188	4-40	534-9404	634A-9404
.312	.188	4-40	534-9405	634A-9405
.375	.188	4-40	534-9406	634A-9406
.437	.188	4-40	534-9407	634A-9407
.500	.188	4-40	534-9408	634A-9408
.562	.188	4-40	534-9409	634A-9409
.625	.188	4-40	534-9410	634A-9410
.687	.188	4-40	534-9411	634A-9411
.750	.188	4-40	534-9412	634A-9412
.812	.188	4-40	534-9413	634A-9413
.875	.188	4-40	534-9414	634A-9414
.937	.188	4-40	534-9415	634A-9415
1.000	.188	4-40	534-9416	634A-9416
.125	.250	4-40	535-9402	635A-9402
.188	.250	4-40	535-9403	635A-9403
.250	.250	4-40	535-9404	635A-9404
.312	.250	4-40	535-9405	635A-9405
.375	.250	4-40	535-9406	635A-9406
.437	.250	4-40	535-9407	635A-9407
.500	.250	4-40	535-9408	635A-9408
.562	.250	4-40	535-9409	635A-9409
.625	.250	4-40	535-9410	635A-9410
.687	.250	4-40	535-9411	635A-9411
.750	.250	4-40	535-9412	635A-9412
.812	.250	4-40	535-9413	635A-9413
.875	.250	4-40	535-9414	635A-9414
.937	.250	4-40	535-9415	635A-9415
1.000	.250	4-40	535-9416	635A-9416
1.125	.250	4-40	535-9418	635A-9418
1.250	.250	4-40	535-9420	635A-9420
1.375	.250	4-40	535-9422	635A-9422
1.500	.250	4-40	535-9424	635A-9424
1.625	.250	4-40	535-9426	635A-9426
1.750	.250	4-40	535-9428	635A-9428
1.875	.250	4-40	535-9430	635A-9430
2.000	.250	4-40	535-9432	635A-9432

H	D	TAP	BRASS	ALUMINUM
.125	.250	6-32	535-9602	635A-9602
.188	.250	6-32	535-9603	635A-9603
.250	.250	6-32	535-9604	635A-9604
.312	.250	6-32	535-9605	635A-9605
.375	.250	6-32	535-9606	635A-9606
.437	.250	6-32	535-9607	635A-9607
.500	.250	6-32	535-9608	635A-9608
.562	.250	6-32	535-9609	635A-9609
.625	.250	6-32	535-9610	635A-9610
.687	.250	6-32	535-9611	635A-9611
.750	.250	6-32	535-9612	635A-9612
.812	.250	6-32	535-9613	635A-9613
.875	.250	6-32	535-9614	635A-9614
.937	.250	6-32	535-9615	635A-9615
1.000	.250	6-32	535-9616	635A-9616
1.125	.250	6-32	535-9618	635A-9618
1.250	.250	6-32	535-9620	635A-9620
1.375	.250	6-32	535-9622	635A-9622
1.500	.250	6-32	535-9624	635A-9624
1.625	.250	6-32	535-9626	635A-9626
1.750	.250	6-32	535-9628	635A-9628
1.875	.250	6-32	535-9630	635A-9630
2.000	.250	6-32	535-9632	635A-9632
2.250	.250	6-32	535-9636	635A-9636
2.500	.250	6-32	535-9640	635A-9640
.125	.250	8-32	535-9802	635A-9802
.188	.250	8-32	535-9803	635A-9803
.250	.250	8-32	535-9804	635A-9804
.312	.250	8-32	535-9805	635A-9805
.375	.250	8-32	535-9806	635A-9806
.437	.250	8-32	535-9807	635A-9807
.500	.250	8-32	535-9808	635A-9808
.562	.250	8-32	535-9809	635A-9809
.625	.250	8-32	535-9810	635A-9810
.687	.250	8-32	535-9811	635A-9811
.750	.250	8-32	535-9812	635A-9812
.812	.250	8-32	535-9813	635A-9813
.875	.250	8-32	535-9814	635A-9814
.937	.250	8-32	535-9815	635A-9815
1.000	.250	8-32	535-9816	635A-9816
1.125	.250	8-32	535-9818	635A-9818
1.250	.250	8-32	535-9820	635A-9820
1.375	.250	8-32	535-9822	635A-9822
1.500	.250	8-32	535-9824	635A-9824
1.625	.250	8-32	535-9826	635A-9826
1.750	.250	8-32	535-9828	635A-9828
1.875	.250	8-32	535-9830	635A-9830
2.000	.250	8-32	535-9832	635A-9832
.250	.312	8-32	536-9804	636A-9804
.375	.312	8-32	536-9806	636A-9806
.437	.312	8-32	536-9807	636A-9807
.500	.312	8-32	536-9808	636A-9808
.625	.312	8-32	536-9810	636A-9810
.750	.312	8-32	536-9812	636A-9812
.375	.375	8-32	537-9806	637A-9806
.500	.375	8-32	537-9808	637A-9808
.625	.375	8-32	537-9810	637A-9810
.750	.375	8-32	537-9812	637A-9812
1.000	.375	8-32	537-9816	637A-9816

*FOR BRASS PARTS ADD -02 SUFFIX TO PART NUMBER FOR STANDARD NICKEL FINISH.
FOR ALUMINUM PARTS, ADD -16 SUFFIX TO PART NUMBER FOR STANDARD IRRIDITE FINISH.
SPACER OVER 1.000 LONG ARE TAPPED AT EACH END.

30 GREAT JONES STREET
NEW YORK, N.Y. 10012-1115
(212) 777-6571 · 1-800-847-4162
FAX (212) 995-0161 • E-MAIL: INFO@CONCORD-ELEX.COM

SPACER,THREADED, HEX

STAINLESS STEEL PER ASTM A314 / A581 / A582

L	4-40 THREAD	6-32 THREAD	8-32 THREAD
.250	435S-9404	435S-9604	435S-9804
.312	435S-9405	435S-9605	435S-9805
.375	435S-9406	435S-9606	435S-9806
.437	435S-9407	435S-9607	435S-9807
.500	435S-9408	435S-9608	435S-9808
.625	435S-9410	435S-9610	435S-9810
.750	435S-9412	435S-9612	435S-9812
.875	435S-9414	435S-9614	435S-9814
1.000	435S-9416	435S-9616	435S-9816
1.250	435S-9420	435S-9620	435S-9820
1.500	435S-9424	435S-9624	435S-9824
2.000	435S-9432	435S-9632	435S-9832

4-40 THREAD ON 1/2" AND OVER TAPPED 1/4" EACH END.
6-32 & 8-32 THREAD ON 1" AND OVER TAPPED 3/8" EACH END.

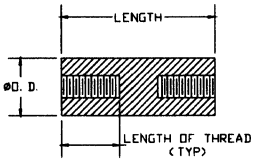

GLAZED CERAMIC GRADE L-5 MEETS MIL-1-10

Concord No.	Length	Depth of Thread	Mil. Number
6-32 THREAD 3/8" O.D.			
500-1005	1/2"	5/32"	NL-523-W01-004
500-1010	5/8"	1/4"	NL-523-W01-005
500-1011	3/4"	1/4"	NL-523-W01-006
500-1012	1"	3/8"	NL-523-W01-008
500-1013	1-1/4"	3/8"	NL-523-W01-010
500-1014	1-1/2"	3/8"	NL-523-W01-012
500-1015	2"	3/8"	NL-523-W01-016
8-32 THREAD 1/2" O.D.			
500-1020	5/8"	3/16"	NL-523-W02-005
500-1021	3/4"	1/4"	NL-523-W02-006
500-1022	1"	3/8"	NL-523-W02-008
500-1023	1-1/4"	3/8"	NL-523-W02-010
500-1024	1-1/2"	3/8"	NL-523-W02-012
500-1025	2"	3/8"	NL-523-W02-016
500-1026	2-1/2"	3/8"	NL-523-W02-020
500-1027	3"	3/8"	NL-523-W02-024
10-32 THREAD 3/4" O.D.			
500-1030	1"	3/8"	NL-523-W03-008
500-1031	1-1/4"	3/8"	NL-523-W03-010
500-1032	1-1/2"	3/8"	NL-523-W03-012
500-1033	2"	3/8"	NL-523-W03-016
500-1034	2-1/2"	3/8"	NL-523-W03-020
500-1035	3"	3/8"	NL-523-W03-024
500-1036	4"	3/8"	NL-523-W03-032
1/4-20 THREAD 1" O.D.			
500-1040	1-1/4"	7/16"	NL-523-W04-010
500-1041	1-1/2"	1/2"	NL-523-W04-012
500-1042	2"	5/8"	NL-523-W04-016
500-1043	2-1/2"	5/8"	NL-523-W04-020
500-1044	3"	5/8"	NL-523-W04-024
500-1045	4"	5/8"	NL-523-W04-032
500-1046	5"	5/8"	NL-523-W04-040
500-1047	6"	5/8"	NL-523-W04-048

TOLERANCE: 2% OF DIMENSION PLUS .012

SPACERS

COMMERCIAL CERAMIC STANDOFFS GRADE L5 GLAZED OUTSIDE

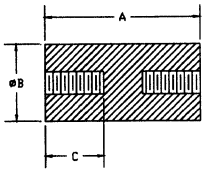

Concord No.	A	B	Thrd.	C
500-1050	1/4	1/4	6-32	Thru
500-1051	1/2	1/4	6-32	5/32
500-1052	3/8	3/8	6-32	5/32
500-1053	1/2	3/8	6-32	3/16
500-1054	1/2	1/2	6-32	9/64
500-1055	3/4	1/2	6-32	1/4
500-1056	1	1/2	6-32	3/8
500-1057	1-1/2	1/2	6-32	9/16
500-1058	2-1/2	1/2	6-32	1/2
500-1059	2-1/2	3/4	1/4-20	3/4
500-1060	4	3/4	1/4-20	3/4

TOLERANCE: 2% OF DIMENSION PLUS .012

STANDOFFS THRUHOLE, ROUND

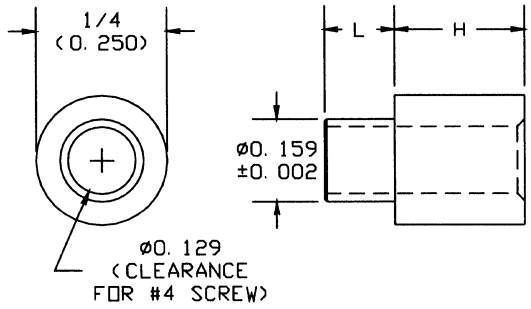

5XX-9XXX-02 BRASS PER ASTM B16
6XXA-9XXX-16 ALUMINUM PER ASTM B211

BASIC PART NO. FINISH

Board Thickness	H	L	BRASS	ALUMINUM
1/32	.125	.075	598-9408	698A-9408
1/32	.188	.075	598-9422	698A-9422
1/32	.250	.075	598-9429	698A-9429
1/32	.375	.075	598-9443	698A-9443
1/32	.500	.075	598-9457	698A-9457
1/32	.625	.075	598-9471	698A-9471
1/32	.750	.075	598-9485	698A-9485
1/32	1.000	.075	598-9513	698A-9513
1/16	.125	.105	598-9409	698A-9409
1/16	.188	.105	598-9423	698A-9423
1/16	.250	.105	598-9430	698A-9430
1/16	.375	.105	598-9444	698A-9444
1/16	.500	.105	598-9458	698A-9458
1/16	.625	.105	598-9472	698A-9472
1/16	.750	.105	598-9486	698A-9486
1/16	1.000	.105	598-9514	698A-9514
3/32	.125	.135	598-9410	698A-9410
3/32	.188	.135	598-9424	698A-9424
3/32	.250	.135	598-9431	698A-9431
3/32	.375	.135	598-9445	698A-9445
3/32	.500	.135	598-9459	698A-9459
3/32	.625	.135	598-9473	698A-9473
3/32	.750	.135	598-9487	698A-9487
3/32	1.000	.135	598-9515	698A-9515
1/8	.125	.165	598-9411	698A-9411
1/8	.188	.165	598-9425	698A-9425
1/8	.250	.165	598-9432	698A-9432
1/8	.375	.165	598-9446	698A-9446
1/8	.500	.165	598-9460	698A-9460
1/8	.625	.165	598-9474	698A-9474
1/8	.750	.165	598-9488	698A-9488
1/8	1.000	.165	598-9516	698A-9516

*FOR BRASS PARTS, ADD -02 SUFFIX TO PART NUMBER FOR STANDARD NICKEL FINISH.
FOR ALUMINUM PARTS, ADD -16 SUFFIX TO PART NUMBER FOR STANDARD IRRIDITE FINISH

H	ANVIL	PUNCH
.125 .188	TA250-125	TP160-125
.250 .375	TA250-250	TP160-125
.500 .625	TA250-500	TP160-125
.750 1.000	TA250-750	TP160-125

30 GREAT JONES STREET
NEW YORK, N.Y. 10012-1115
(212) 777-6571 · 1-800-847-4162
FAX (212) 995-0161 · E-MAIL: INFO@CONCORD-ELEX.COM

STANDOFFS, THRUHOLE, ROUND

STANDOFFS
THRUHOLE, ROUND

(Clearance for #3 screw)

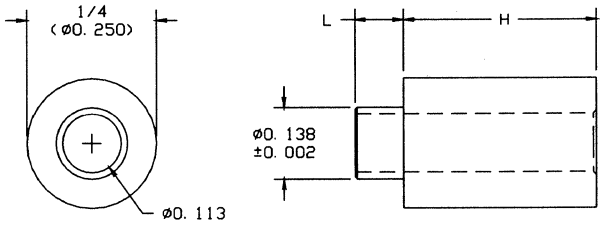

548-9XXX-02 **BRASS PER ASTM B16**
548-9XXX-XXX-02
648A-9XXX-16 **ALUMINUM PER ASTM B211**
648A-9XXX-XXX-16

BASIC PART N0 FINISH*

Board Thickness	H	L	BRASS	ALUMINUM
1/32	.125	.062	548-9408-062	648A-9408-062
1/32	.188	.062	548-9422-062	648A-9422-062
1/32	.250	.062	548-9429-062	648A-9429-062
1/32	.375	.062	548-9443-062	648A-9443-062
1/32	.500	.062	548-9457-062	648A-9457-062
1/32	.625	.062	548-9471-062	648A-9471-062
1/32	.750	.062	548-9485-062	648A-9485-062
1/32	1.000	.062	548-9513-062	648A-9513-062
1/16	.125	.094	548-9409-094	648A-9409-094
1/16	.188	.094	548-9423-094	648A-9423-094
1/16	.250	.094	548-9430-094	648A-9430-094
1/16	.375	.094	548-9444-094	648A-9444-094
1/16	.500	.094	548-9458-094	648A-9458-094
1/16	.625	.094	548-9472-094	648A-9472-094
1/16	.750	.094	548-9486-094	648A-9486-094
1/16	1.000	.094	548-9514-094	648A-9514-094
3/32	.125	.125	548-9410-125	648A-9410-125
3/32	.188	.125	548-9424-125	648A-9424-125
3/32	.250	.125	548-9431-125	648A-9431-125
3/32	.375	.125	548-9445-125	648A-9445-125
3/32	.500	.125	548-9459-125	648A-9459-125
3/32	.625	.125	548-9473-125	648A-9473-125
3/32	.750	.125	548-9487-125	648A-9487-125
3/32	1.000	.125	548-9515-125	648A-9515-125
1/8	.125	.156	548-9411-156	648A-9411-156
1/8	.188	.156	548-9425-156	648A-9425-156
1/8	.250	.156	548-9432-156	648A-9432-156
1/8	.375	.156	548-9446-156	648A-9446-156
1/8	.500	.156	548-9460-156	648A-9460-156
1/8	.625	.156	548-9474-156	648A-9474-156
1/8	.750	.156	548-9488-156	648A-9488-156
1/8	1.000	.156	548-9516-156	648A-9516-156
3/16	.125	.219	548-9413-219	648A-9413-219
3/16	.188	.219	548-9427-219	648A-9427-219
3/16	.250	.219	548-9434-219	648A-9434-219
3/16	.375	.219	548-9448-219	648A-9448-219
3/16	.500	.219	548-9462-219	648A-9462-219
3/16	.625	.219	548-9476-219	648A-9476-219
3/16	.750	.219	548-9490-219	648A-9490-219
3/16	1.000	.219	548-9518-219	648A-9518-219
1/4	.125	.281	548-9414-281	648A-9414-281
1/4	.188	.281	548-9428-281	648A-9428-281
1/4	.250	.281	548-9435-281	648A-9435-281
1/4	.375	.281	548-9449-281	648A-9449-281
1/4	.500	.281	548-9463-281	648A-9463-281
1/4	.625	.281	548-9477-281	648A-9477-281
1/4	.750	.281	548-9491-281	648A-9491-281
1/4	1.000	.281	548-9519-281	648A-9519-281

Board Thickness	H	L	BRASS	ALUMINUM
1/32	.125	.075	548-9408	648A-9408
1/32	.188	.075	548-9422	648A-9422
1/32	.250	.075	548-9429	648A-9429
1/32	.375	.075	548-9443	648A-9443
1/32	.500	.075	548-9457	648A-9457
1/32	.625	.075	548-9471	648A-9471
1/32	.750	.075	548-9485	648A-9485
1/32	1.000	.075	548-9513	648A-9513
1/16	.125	.105	548-9409	648A-9409
1/16	.188	.105	548-9423	648A-9423
1/16	.250	.105	548-9430	648A-9430
1/16	.375	.105	548-9444	648A-9444
1/16	.500	.105	548-9458	648A-9458
1/16	.625	.105	548-9472	648A-9472
1/16	.750	.105	548-9486	648A-9486
1/16	1.000	.105	548-9514	648A-9514
3/32	.125	.135	548-9410	648A-9410
3/32	.188	.135	548-9424	648A-9424
3/32	.250	.135	548-9431	648A-9431
3/32	.375	.135	548-9445	648A-9445
3/32	.500	.135	548-9459	648A-9459
3/32	.625	.135	548-9473	648A-9473
3/32	.750	.135	548-9487	648A-9487
3/32	1.000	.135	548-9515	648A-9515
1/8	.125	.165	548-9411	648A-9411
1/8	.188	.165	548-9425	648A-9425
1/8	.250	.165	548-9432	648A-9432
1/8	.375	.165	548-9446	648A-9446
1/8	.500	.165	548-9460	648A-9460
1/8	.625	.165	548-9474	648A-9474
1/8	.750	.165	548-9488	648A-9488
1/8	1.000	.165	548-9516	648A-9516

*FOR BRASS PARTS, ADD -02 SUFFIX TO PART NUMBER FOR STANDARD NICKEL FINISH.
FOR ALUMINUM PARTS, ADD -16 SUFFIX TO PART NUMBER FOR STANDARD IRRIDITE FINISH.

SWAGING TOOLS		
H	ANVIL	PUNCH
.125 .188	TA250-125	TP136-110
.250 .375	TA250-250	TP136-110
.500 .625	TA250-500	TP136-110
.750 1.000	TA250-750	TP136-110

30 GREAT JONES STREET
NEW YORK, N.Y. 10012-1115
(212) 777-6571 · 1-800-847-4162
FAX (212) 995-0161 · E-MAIL: INFO@CONCORD-ELEX.COM

STANDOFFS THRUHOLE, ROUND

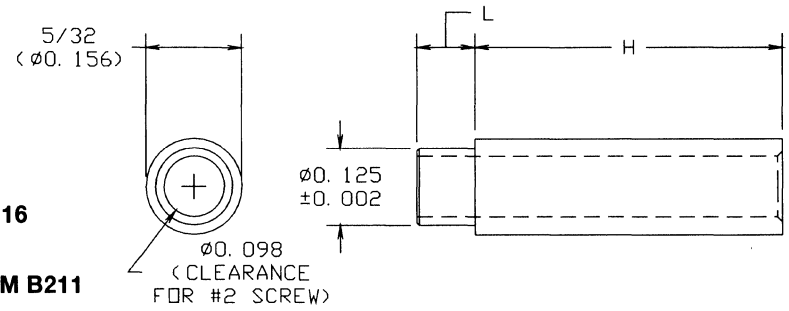

549-9XXX-02 **BRASS PER ASTM B16**
549-9XXX-XXX-02
649A-9XXX-16 **ALUMINUM PER ASTM B211**
649A-9XXX-XXX-16

BASIC PART NO — FINISH*

Board Thickness	H	L	BRASS	ALUMINUM
1/32	.125	.062	549-9208-062	649A-9208-062
1/32	.188	.062	549-9222-062	649A-9222-062
1/32	.250	.062	549-9229-062	649A-9229-062
1/32	.375	.062	549-9243-062	649A-9243-062
1/32	.500	.062	549-9257-062	649A-9257-062
1/32	.625	.062	549-9271-062	649A-9271-062
1/32	.750	.062	549-9285-062	649A-9285-062
1/32	1.000	.062	549-9313-062	649A-9313-062
1/16	.125	.094	549-9209-094	649A-9209-094
1/16	.188	.094	549-9223-094	649A-9223-094
1/16	.250	.094	549-9230-094	649A-9230-094
1/16	.375	.094	549-9244-094	649A-9244-094
1/16	.500	.094	549-9258-094	649A-9258-094
1/16	.625	.094	549-9272-094	649A-9272-094
1/16	.750	.094	549-9286-094	649A-9286-094
1/16	1.000	.094	549-9314-094	649A-9314-094
3/32	.125	.125	549-9210-125	649A-9210-125
3/32	.188	.125	549-9224-125	649A-9224-125
3/32	.250	.125	549-9231-125	649A-9231-125
3/32	.375	.125	549-9245-125	649A-9245-125
3/32	.500	.125	549-9259-125	649A-9259-125
3/32	.625	.125	549-9273-125	649A-9273-125
3/32	.750	.125	549-9287-125	649A-9287-125
3/32	1.000	.125	549-9315-125	649A-9315-125
1/8	.125	.156	549-9211-156	649A-9211-156
1/8	.188	.156	549-9225-156	649A-9225-156
1/8	.250	.156	549-9232-156	649A-9232-156
1/8	.375	.156	549-9246-156	649A-9246-156
1/8	.500	.156	549-9260-156	649A-9260-156
1/8	.625	.156	549-9274-156	649A-9274-156
1/8	.750	.156	549-9288-156	649A-9288-156
1/8	1.000	.156	549-9316-156	649A-9316-156
3/16	.125	.219	549-9213-219	649A-9213-219
3/16	.188	.219	549-9227-219	649A-9227-219
3/16	.250	.219	549-9234-219	649A-9234-219
3/16	.375	.219	549-9248-219	649A-9248-219
3/16	.500	.219	549-9262-219	649A-9262-219
3/16	.625	.219	549-9276-219	649A-9276-219
3/16	.750	.219	549-9290-219	649A-9290-219
3/16	1.000	.219	549-9318-219	649A-9318-219
1/4	.125	.281	549-9214-281	549-9214-281
1/4	.188	.281	549-9228-281	549-9228-281
1/4	.250	.281	549-9235-281	549-9235-281
1/4	.375	.281	549-9249-281	549-9249-281
1/4	.500	.281	549-9263-281	549-9263-281
1/4	.625	.281	549-9277-281	549-9277-281
1/4	.750	.281	549-9291-281	549-9291-281
1/4	1.000	.281	549-9319-281	549-9319-281

Board Thickness	H	L	BRASS	ALUMINUM
1/32	.125	.075	549-9208	649A-9208
1/32	.188	.075	549-9222	649A-9222
1/32	.250	.075	549-9229	649A-9229
1/32	.375	.075	549-9243	649A-9243
1/32	.500	.075	549-9257	649A-9257
1/32	.625	.075	549-9271	649A-9271
1/32	.750	.075	549-9285	649A-9285
1/32	1.000	.075	549-9313	649A-9313
1/16	.125	.105	549-9209	649A-9209
1/16	.188	.105	549-9223	649A-9223
1/16	.250	.105	549-9230	649A-9230
1/16	.375	.105	549-9244	649A-9244
1/16	.500	.105	549-9258	649A-9258
1/16	.625	.105	549-9272	649A-9272
1/16	.750	.105	549-9286	649A-9286
1/16	1.000	.105	549-9314	649A-9314
3/32	.125	.135	549-9210	649A-9210
3/32	.188	.135	549-9224	649A-9224
3/32	.250	.135	549-9231	649A-9231
3/32	.375	.135	549-9245	649A-9245
3/32	.500	.135	549-9259	649A-9259
3/32	.625	.135	549-9273	649A-9273
3/32	.750	.135	549-9287	649A-9287
3/32	1.000	.135	549-9315	649A-9315
1/8	.125	.165	549-9211	649A-9211
1/8	.188	.165	549-9225	649A-9225
1/8	.250	.165	549-9232	649A-9232
1/8	.375	.165	549-9246	649A-9246
1/8	.500	.165	549-9260	649A-9260
1/8	.625	.165	549-9274	649A-9274
1/8	.750	.165	549-9288	649A-9288
1/8	1.000	.165	549-9316	649A-9316

*FOR BRASS PARTS, ADD -02 SUFFIX TO PART NUMBER FOR STANDARD NICKEL FINISH.
FOR ALUMINUM PARTS, ADD -16 SUFFIX TO PART NUMBER FOR STANDARD IRRIDITE FINISH.

SWAGING TOOLS		
H	ANVIL	PUNCH
.125 .188	TA156-125	TP125-98
.250 .375	TA156-250	TP125-98
.500 .625	TA156-500	TP125-98
.750 1.000	TA156-750	TP125-98

30 GREAT JONES STREET
NEW YORK, N.Y. 10012-1115
(212) 777-6571 · 1-800-847-4162
FAX (212) 995-0161 • E-MAIL: INFO@CONCORD-ELEX.COM

STANDOFFS, THRUHOLE, ROUND

STANDOFFS
THRUHOLE, ROUND

547-9XXX-02 **BRASS PER ASTM B16**
647A-9XXX-16 **ALUMINUM PER ASTM B211**

BASIC PART NO. FINISH*

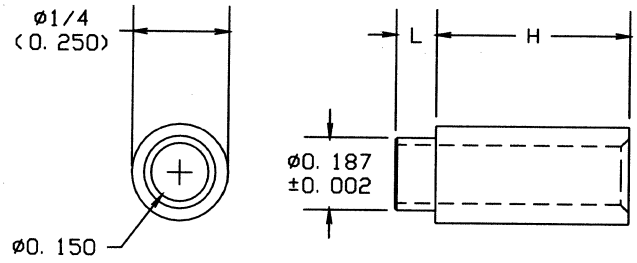

Board Thickness	H	L	BRASS	ALUMINUM
1/32	.125	.075	547-9608	647A-9608
1/32	.188	.075	547-9622	647A-9622
1/32	.250	.075	547-9629	647A-9629
1/32	.375	.075	547-9643	647A-9643
1/32	.500	.075	547-9657	647A-9657
1/32	.625	.075	547-9671	647A-9671
1/32	.750	.075	547-9685	647A-9685
1/32	1.000	.075	547-9713	647A-9713
1/16	.125	.105	547-9609	647A-9609
1/16	.188	.105	547-9623	647A-9623
1/16	.250	.105	547-9630	647A-9630
1/16	.375	.105	547-9644	647A-9644
1/16	.500	.105	547-9658	647A-9658
1/16	.625	.105	547-9672	647A-9672
1/16	.750	.105	547-9686	647A-9686
1/16	1.000	.105	547-9714	647A-9714
3/32	.125	.135	547-9610	647A-9610
3/32	.188	.135	547-9624	647A-9624
3/32	.250	.135	547-9631	647A-9631
3/32	.375	.135	547-9645	647A-9645
3/32	.500	.135	547-9659	647A-9659
3/32	.625	.135	547-9673	647A-9673
3/32	.750	.135	547-9687	647A-9687
3/32	1.000	.135	547-9715	647A-9715

Board Thickness	H	L	BRASS	ALUMINUM
1/8	.125	.165	547-9611	647A-9611
1/8	.188	.165	547-9625	647A-9625
1/8	.250	.165	547-9632	647A-9632
1/8	.375	.165	547-9646	647A-9646
1/8	.500	.165	547-9660	647A-9660
1/8	.625	.165	547-9674	647A-9674
1/8	.750	.165	547-9688	647A-9688
1/8	1.000	.165	547-9716	647A-9716
3/16	.125	.230	547-9613	647A-9613
3/16	.188	.230	547-9627	647A-9627
3/16	.250	.230	547-9634	647A-9634
3/16	.375	.230	547-9648	647A-9648
3/16	.500	.230	547-9662	647A-9662
3/16	.625	.230	547-9676	647A-9676
3/16	.750	.230	547-9690	647A-9690
3/16	1.000	.230	547-9718	647A-9718
1/4	.125	.290	547-9614	647A-9614
1/4	.188	.290	547-9628	647A-9628
1/4	.250	.290	547-9635	647A-9635
1/4	.375	.290	547-9649	647A-9649
1/4	.500	.290	547-9663	647A-9663
1/4	.625	.290	547-9677	647A-9677
1/4	.750	.290	547-9691	647A-9691
1/4	1.000	.290	547-9719	647A-9719

*FOR BRASS PARTS, ADD -02 SUFFIX TO PART NUMBER FOR STANDARD NICKEL FINISH.
FOR ALUMINUM PARTS, ADD -16 SUFFIX TO PART NUMBER FOR STANDARD IRRIDITE FINISH.

SWAGING TOOLS		
H	ANVIL	PUNCH
.125 .188	TA250-125	TP187-150
.250 .375	TA250-250	TP187-150
.500 .625	TA250-500	TP187-150
.750 1.000	TA250-750	TP187-150

SAME DAY SHIPMENTS FROM STOCK

MANUFACTURED BY CONCORD® "THE COMPONENT PEOPLE"

FOR ADDITIONAL SIZES AND MATERIALS, CONTACT FACTORY

30 GREAT JONES STREET
NEW YORK, N.Y. 10012-1115
(212) 777-6571 · 1-800-847-4162
FAX (212) 995-0161 · E-MAIL: INFO@CONCORD-ELEX.COM

STANDOFFS
THRUHOLE, ROUND

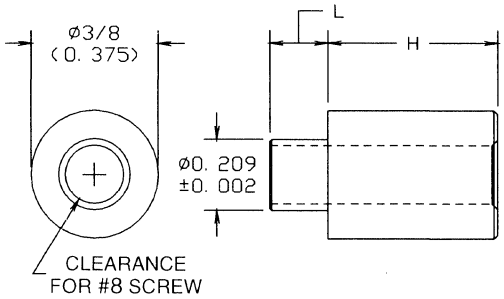

599-9XXX-02 **BRASS PER ASTM B16**
699A-9XXX-16 **ALUMINUM PER ASTM B211**

BASIC PART NO. FINISH*

Board Thickness	H	L	BRASS	ALUMINUM
1/32	.125	.075	599-9808	699A-9808
1/32	.188	.075	599-9822	699A-9822
1/32	.250	.075	599-9829	699A-9829
1/32	.375	.075	599-9843	699A-9843
1/32	.500	.075	599-9857	699A-9857
1/32	.625	.075	599-9871	699A-9871
1/32	.750	.075	599-9885	699A-9885
1/32	1.000	.075	599-9913	699A-9913
1/16	.125	.105	599-9809	699A-9809
1/16	.188	.105	599-9823	699A-9823
1/16	.250	.105	599-9830	699A-9830
1/16	.375	.105	599-9844	699A-9844
1/16	.500	.105	599-9858	699A-9858
1/16	.625	.105	599-9872	699A-9872
1/16	.750	.105	599-9886	699A-9886
1/16	1.000	.105	599-9914	699A-9914
3/32	.125	.135	599-9810	699A-9810
3/32	.188	.135	599-9824	699A-9824
3/32	.250	.135	599-9831	699A-9831
3/32	.375	.135	599-9845	699A-9845
3/32	.500	.135	599-9859	699A-9859
3/32	.625	.135	599-9873	699A-9873
3/32	.750	.135	599-9887	699A-9887
3/32	1.000	.135	599-9915	699A-9915
1/8	.125	.165	599-9811	699A-9811
1/8	.188	.165	599-9825	699A-9825
1/8	.250	.165	599-9832	699A-9832
1/8	.375	.165	599-9846	699A-9846
1/8	.500	.165	599-9860	699A-9860
1/8	.625	.165	599-9874	699A-9874
1/8	.750	.165	599-9888	699A-9888
1/8	1.000	.165	599-9916	699A-9916

*ADD BRASS PARTS, ADD -02 SUFFIX TO PART NUMBER FOR STANDARD NICKEL FINISH.
FOR ALUMINUM PARTS, ADD -16 SUFFIX TO PART NUMBER FOR STANDARD IRRIDITE FINISH.

H	ANVIL	PUNCH
.125 .188	TA375-125	TP210-180
.250 .375	TA375-250	TP210-180
.500 .625	TA375-500	TP210-180
.750 1.000	TA375-750	TP210-180

30 GREAT JONES STREET
NEW YORK, N.Y. 10012-1115
(212) 777-6571 · 1-800-847-4162
FAX (212) 995-0161 • E-MAIL: INFO@CONCORD-ELEX.COM

STANDOFFS, THREADED, ROUND

STANDOFFS
THREADED, ROUND

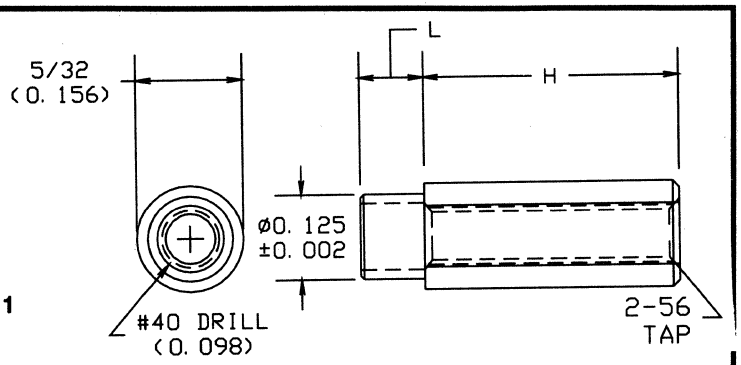

FOR H = .750 AND H = 1.000 ONLY,
TAPPED BOTH ENDS, NOT TAPPED THRU

588-9XXX-XXX-02 BRASS PER ASTM B16
688A-9XXX-XXX-16 ALUMINUM PER ASTM B211

BASIC PART NO FINISH*

Board Thickness	H	L	BRASS	ALUMINUM
1/32	.125	.062	588-9208-062	688A-9208-062
1/32	.188	.062	588-9222-062	688A-9222-062
1/32	.250	.062	588-9229-062	688A-9229-062
1/32	.375	.062	588-9243-062	688A-9243-062
1/32	.500	.062	588-9257-062	688A-9257-062
1/32	.625	.062	588-9271-062	688A-9271-062
1/32	.750	.062	588-9285-062	688A-9285-062
1/32	1.000	.062	588-9313-062	688A-9313-062
1/16	.125	.094	588-9209-094	688A-9209-094
1/16	.188	.094	588-9223-094	688A-9223-094
1/16	.250	.094	588-9230-094	688A-9230-094
1/16	.375	.094	588-9244-094	688A-9244-094
1/16	.500	.094	588-9258-094	688A-9258-094
1/16	.625	.094	588-9272-094	688A-9272-094
1/16	.750	.094	588-9286-094	688A-9286-094
1/16	1.000	.094	588-9314-094	688A-9314-094
3/32	.125	.125	588-9210-125	688A-9210-125
3/32	.188	.125	588-9224-125	688A-9224-125
3/32	.250	.125	588-9231-125	688A-9231-125
3/32	.375	.125	588-9245-125	688A-9245-125
3/32	.500	.125	588-9259-125	688A-9259-125
3/32	.625	.125	588-9273-125	688A-9273-125
3/32	.750	.125	588-9287-125	688A-9287-125
3/32	1.000	.125	588-9315-125	688A-9315-125

Board Thickness	H	L	BRASS	ALUMINUM
1/8	.125	.156	588-9211-156	688A-9211-156
1/8	.188	.156	588-9225-156	688A-9225-156
1/8	.250	.156	588-9232-156	688A-9232-156
1/8	.375	.156	588-9246-156	688A-9246-156
1/8	.500	.156	588-9260-156	688A-9260-156
1/8	.625	.156	588-9274-156	688A-9274-156
1/8	.750	.156	588-9288-156	688A-9288-156
1/8	1.000	.156	588-9316-156	688A-9316-156
3/16	.125	.219	588-9213-219	688A-9213-219
3/16	.188	.219	588-9227-219	688A-9227-219
3/16	.250	.219	588-9234-219	688A-9234-219
3/16	.375	.219	588-9248-219	688A-9248-219
3/16	.500	.219	588-9262-219	688A-9262-219
3/16	.625	.219	588-9276-219	688A-9276-219
3/16	.750	.219	588-9290-219	688A-9290-219
3/16	1.000	.219	588-9318-219	688A-9318-219
1/4	.125	.281	588-9214-281	688A-9214-281
1/4	.188	.281	588-9228-281	688A-9228-281
1/4	.250	.281	588-9235-281	688A-9235-281
1/4	.375	.281	588-9249-281	688A-9249-281
1/4	.500	.281	588-9263-281	688A-9263-281
1/4	.625	.281	588-9277-281	688A-9277-281
1/4	.750	.281	588-9291-281	688A-9291-281
1/4	1.000	.281	588-9319-281	688A-9319-281

*FOR BRASS PARTS, ADD -02 SUFFIX TO PART NUMBER FOR STANDARD NICKEL FINISH.
FOR ALUMINUM PARTS, ADD -16 SUFFIX TO PART NUMBER FOR STANDARD IRRIDITE FINISH.

SWAGING TOOLS		
H	ANVIL	PUNCH
.125 .188	TA156-125	TP125-98
.250 .375	TA156-250	TP125-98
.500 .625	TA156-500	TP125-98
.750 1.000	TA156-750	TP125-98

30 GREAT JONES STREET
NEW YORK, N.Y. 10012-1115
(212) 777-6571 · 1-800-847-4162
FAX (212) 995-0161 · E-MAIL: INFO@CONCORD-ELEX.COM

STANDOFFS, THREADED, ROUND

STANDOFFS
THREADED, ROUND

513-9XXX-02 **BRASS PER ASTM B16**
513-9XXX-XXX-02
613A-9XXX-16 **ALUMINUM PER ASTM B211**
613A-9XXX-XXX-16

BASIC PART NO FINISH*

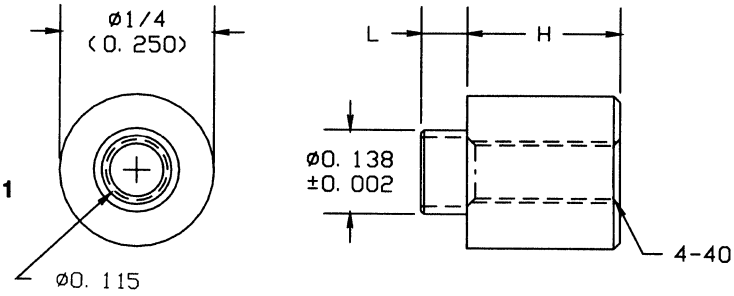

Board Thickness	H	L	BRASS	ALUMINUM
1/32	.125	.062	513-9408-062	613A-9408-062
1/32	.188	.062	513-9422-062	613A-9422-062
1/32	.250	.062	513-9429-062	613A-9429-062
1/32	.375	.062	513-9443-062	613A-9443-062
1/32	.500	.062	513-9457-062	613A-9457-062
1/32	.625	.062	513-9471-062	613A-9471-062
1/32	.750	.062	513-9485-062	613A-9485-062
1/32	1.000	.062	513-9513-062	613A-9513-062
1/16	.125	.094	513-9409-094	613A-9409-094
1/16	.188	.094	513-9423-094	613A-9423-094
1/16	.250	.094	513-9430-094	613A-9430-094
1/16	.375	.094	513-9444-094	613A-9444-094
1/16	.500	.094	513-9458-094	613A-9458-094
1/16	.625	.094	513-9472-094	613A-9472-094
1/16	.750	.094	513-9486-094	613A-9486-094
1/16	1.000	.094	513-9514-094	613A-9514-094
3/32	.125	.125	513-9410-125	613A-9410-125
3/32	.188	.125	513-9424-125	613A-9424-125
3/32	.250	.125	513-9431-125	613A-9431-125
3/32	.375	.125	513-9445-125	613A-9445-125
3/32	.500	.125	513-9459-125	613A-9459-125
3/32	.625	.125	513-9473-125	613A-9473-125
3/32	.750	.125	513-9487-125	613A-9487-125
3/32	1.000	.125	513-9515-125	613A-9515-125
1/8	.125	.156	513-9411-156	613A-9411-156
1/8	.188	.156	513-9425-156	613A-9425-156
1/8	.250	.156	513-9432-156	613A-9432-156
1/8	.375	.156	513-9446-156	613A-9446-156
1/8	.500	.156	513-9460-156	613A-9460-156
1/8	.625	.156	513-9474-156	613A-9474-156
1/8	.750	.156	513-9488-156	613A-9488-156
1/8	1.000	.156	513-9516-156	613A-9516-156
3/16	.125	.219	513-9413-219	613A-9413-219
3/16	.188	.219	513-9427-219	613A-9427-219
3/16	.250	.219	513-9434-219	613A-9434-219
3/16	.375	.219	513-9448-219	613A-9448-219
3/16	.500	.219	513-9462-219	613A-9462-219
3/16	.625	.219	513-9476-219	613A-9476-219
3/16	.750	.219	513-9490-219	613A-9490-219
3/16	1.000	.219	513-9518-219	613A-9518-219
1/4	.125	.281	513-9414-281	613A-9414-281
1/4	.188	.281	513-9428-281	613A-9428-281
1/4	.250	.281	513-9435-281	613A-9435-281
1/4	.375	.281	513-9449-281	613A-9449-281
1/4	.500	.281	513-9463-281	613A-9463-281
1/4	.625	.281	513-9477-281	613A-9477-281
1/4	.750	.281	513-9491-281	613A-9491-281
1/4	1.000	.281	513-9519-281	613A-9519-281

Board Thickness	H	L	BRASS	ALUMINUM
1/32	.125	.075	513-9408	613A-9408
1/32	.188	.075	513-9422	613A-9422
1/32	.250	.075	513-9429	613A-9429
1/32	.375	.075	513-9443	613A-9443
1/32	.500	.075	513-9457	613A-9457
1/32	.625	.075	513-9471	613A-9471
1/32	.750	.075	513-9485	613A-9485
1/32	1.000	.075	513-9513	613A-9513
1/16	.125	.105	513-9409	613A-9409
1/16	.188	.105	513-9423	613A-9423
1/16	.250	.105	513-9430	613A-9430
1/16	.375	.105	513-9444	613A-9444
1/16	.500	.105	513-9458	613A-9458
1/16	.625	.105	513-9472	613A-9472
1/16	.750	.105	513-9486	613A-9486
1/16	1.000	.105	513-9514	613A-9514
3/32	.125	.135	513-9410	613A-9410
3/32	.188	.135	513-9424	613A-9424
3/32	.250	.135	513-9431	613A-9431
3/32	.375	.135	513-9445	613A-9445
3/32	.500	.135	513-9459	613A-9459
3/32	.625	.135	513-9473	613A-9473
3/32	.750	.135	513-9487	613A-9487
3/32	1.000	.135	513-9515	613A-9515
1/8	.125	.165	513-9411	613A-9411
1/8	.188	.165	513-9425	613A-9425
1/8	.250	.165	513-9432	613A-9432
1/8	.375	.165	513-9446	613A-9446
1/8	.500	.165	513-9460	613A-9460
1/8	.625	.165	513-9474	613A-9474
1/8	.750	.165	513-9488	613A-9488
1/8	1.000	.165	513-9516	613A-9516

*FOR BRASS PARTS, ADD -02 SUFFIX TO PART NUMBER FOR STANDARD NICKEL FINISH.
FOR ALUMINUM PARTS, ADD -16 SUFFIX TO PART NUMBER FOR STANDARD IRRIDITE FINISH.

SWAGING TOOLS		
H	ANVIL	PUNCH
.125 .188	TA250-125	TP136-110
.250 .375	TA250-250	TP136-110
.500 .625	TA250-500	TP136-110
.750 1.000	TA250-750	TP136-110

30 GREAT JONES STREET
NEW YORK, N.Y. 10012-1115
(212) 777-6571 · 1-800-847-4162
FAX (212) 995-0161 · E-MAIL: INFO@CONCORD-ELEX.COM

STANDOFFS, THREADED, ROUND

STANDOFFS
THREADED, ROUND

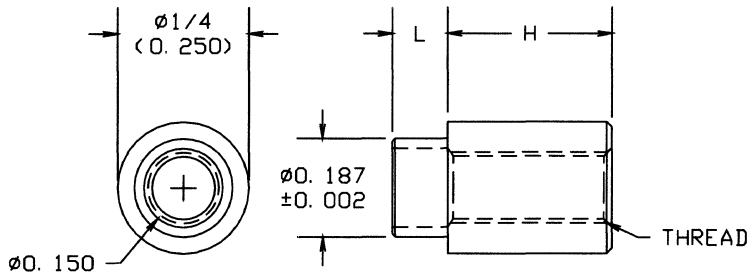

512-9XXX-02 **BRASS PER ASTM B16**
612A-9XXX-16 **ALUMINUM PER ASTM B211**

BASIC PART NO. FINISH*

Board Thickness	H	L	THD	BRASS	ALUMINUM
1/32	.125	.075	4-40	512-9408	612A-9408
1/32	.188	.075	4-40	512-9422	612A-9422
1/32	.250	.075	4-40	512-9429	612A-9429
1/32	.375	.075	4-40	512-9443	612A-9443
1/32	.500	.075	4-40	512-9457	612A-9457
1/32	.625	.075	4-40	512-9471	612A-9471
1/32	.750	.075	4-40	512-9485	612A-9485
1/32	1.000	.075	4-40	512-9513	612A-9513
1/16	.125	.105	4-40	512-9409	612A-9409
1/16	.188	.105	4-40	512-9423	612A-9423
1/16	.250	.105	4-40	512-9430	612A-9430
1/16	.375	.105	4-40	512-9444	612A-9444
1/16	.500	.105	4-40	512-9458	612A-9458
1/16	.625	.105	4-40	512-9472	612A-9472
1/16	.750	.105	4-40	512-9486	612A-9486
1/16	1.000	.105	4-40	512-9514	612A-9514
3/32	.125	.135	4-40	512-9410	612A-9410
3/32	.188	.135	4-40	512-9424	612A-9424
3/32	.250	.135	4-40	512-9431	612A-9431
3/32	.375	.135	4-40	512-9445	612A-9445
3/32	.500	.135	4-40	512-9459	612A-9459
3/32	.625	.135	4-40	512-9473	612A-9473
3/32	.750	.135	4-40	512-9487	612A-9487
3/32	1.000	.135	4-40	512-9515	612A-9515
1/8	.125	.165	4-40	512-9411	612A-9411
1/8	.188	.165	4-40	512-9425	612A-9425
1/8	.250	.165	4-40	512-9432	612A-9432
1/8	.375	.165	4-40	512-9446	612A-9446
1/8	.500	.165	4-40	512-9460	612A-9460
1/8	.625	.165	4-40	512-9474	612A-9474
1/8	.750	.165	4-40	512-9488	612A-9488
1/8	1.000	.165	4-40	512-9516	612A-9516

*FOR BRASS PARTS, ADD -02 SUFFIX TO PART NUMBER FOR STANDARD NICKEL FINISH.
FOR ALUMINUM PARTS, ADD -16 SUFFIX TO PART NUMBER FOR STANDARD IRRIDITE FINISH.

SWAGING TOOLS		
H	ANVIL	PUNCH
.125 .188	TA250-125	TP187-150
.250 .375	TA250-250	TP187-150
.500 .625	TA250-500	TP187-150
.750 1.000	TA250-750	TP187-150

Board Thickness	H	L	THD	BRASS	ALUMINUM
1/32	.125	.075	6-32	512-9608	612A-9608
1/32	.188	.075	6-32	512-9622	612A-9622
1/32	.250	.075	6-32	512-9629	612A-9629
1/32	.375	.075	6-32	512-9643	612A-9643
1/32	.500	.075	6-32	512-9657	612A-9657
1/32	.625	.075	6-32	512-9671	612A-9671
1/32	.750	.075	6-32	512-9685	612A-9685
1/32	1.000	.075	6-32	512-9713	612A-9713
1/16	.125	.105	6-32	512-9609	612A-9609
1/16	.188	.105	6-32	512-9623	612A-9623
1/16	.250	.105	6-32	512-9630	612A-9630
1/16	.375	.105	6-32	512-9644	612A-9644
1/16	.500	.105	6-32	512-9658	612A-9658
1/16	.625	.105	6-32	512-9672	612A-9672
1/16	.750	.105	6-32	512-9686	612A-9686
1/16	1.000	.105	6-32	512-9714	612A-9714
3/32	.125	.135	6-32	512-9610	612A-9610
3/32	.188	.135	6-32	512-9624	612A-9624
3/32	.250	.135	6-32	512-9631	612A-9631
3/32	.375	.135	6-32	512-9645	612A-9645
3/32	.500	.135	6-32	512-9659	612A-9659
3/32	.625	.135	6-32	512-9673	612A-9673
3/32	.750	.135	6-32	512-9687	612A-9687
3/32	1.000	.135	6-32	512-9715	612A-9715
1/8	.125	.165	6-32	512-9611	612A-9611
1/8	.188	.165	6-32	512-9625	612A-9625
1/8	.250	.165	6-32	512-9632	612A-9632
1/8	.375	.165	6-32	512-9646	612A-9646
1/8	.500	.165	6-32	512-9660	612A-9660
1/8	.625	.165	6-32	512-9674	612A-9674
1/8	.750	.165	6-32	512-9688	612A-9688
1/8	1.000	.165	6-32	512-9716	612A-9716
3/16	.125	.230	6-32	512-9613	612A-9613
3/16	.188	.230	6-32	512-9627	612A-9627
3/16	.250	.230	6-32	512-9634	612A-9634
3/16	.375	.230	6-32	512-9648	612A-9648
3/16	.500	.230	6-32	512-9662	612A-9662
3/16	.625	.230	6-32	512-9676	612A-9676
3/16	.750	.230	6-32	512-9690	612A-9690
3/16	1.000	.230	6-32	512-9718	612A-9718
1/4	.125	.290	6-32	512-9614	612A-9614
1/4	.188	.290	6-32	512-9628	612A-9628
1/4	.250	.290	6-32	512-9635	612A-9635
1/4	.375	.290	6-32	512-9649	612A-9649
1/4	.500	.290	6-32	512-9663	612A-9663
1/4	.625	.290	6-32	512-9677	612A-9677
1/4	.750	.290	6-32	512-9691	612A-9691
1/4	1.000	.290	6-32	512-9719	612A-9719

30 GREAT JONES STREET
NEW YORK, N.Y. 10012-1115
(212) 777-6571 · 1-800-847-4162
FAX (212) 995-0161 • E-MAIL: INFO@CONCORD-ELEX.COM

STANDOFFS, THREADED, ROUND - CHASSIS FASTENERS

STANDOFFS THREADED, ROUND

523-9XXX-02 BRASS PER ASTM B16
623A-9XXX-16 ALUMINUM PER ASTM B211

BASIC PART NO. FINISH*

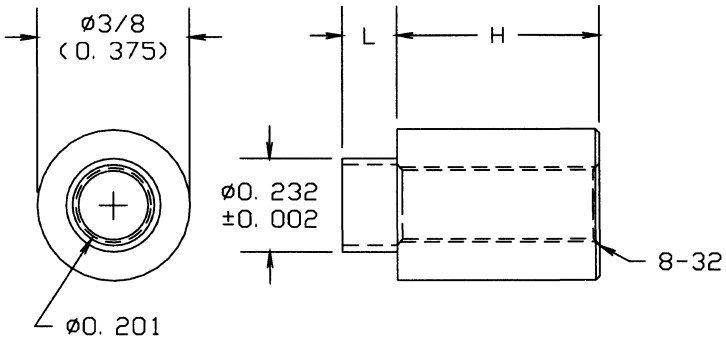

Board Thickness	H	L	BRASS	ALUMINUM
1/32	.125	.075	523-9808	623A-9808
1/32	.188	.075	523-9822	623A-9822
1/32	.250	.075	523-9829	623A-9829
1/32	.375	.075	523-9843	623A-9843
1/32	.500	.075	523-9857	623A-9857
1/32	.625	.075	523-9871	623A-9871
1/32	.750	.075	523-9885	623A-9885
1/32	1.000	.075	523-9913	623A-9913
1/16	.125	.105	523-9809	623A-9809
1/16	.188	.105	523-9823	623A-9823
1/16	.250	.105	523-9830	623A-9830
1/16	.375	.105	523-9844	623A-9844
1/16	.500	.105	523-9858	623A-9858
1/16	.625	.105	523-9872	623A-9872
1/16	.750	.105	523-9886	623A-9886
1/16	1.000	.105	523-9914	623A-9914
3/32	.125	.135	523-9810	623A-9810
3/32	.188	.135	523-9824	623A-9824
3/32	.250	.135	523-9831	623A-9831
3/32	.375	.135	523-9845	623A-9845
3/32	.500	.135	523-9859	623A-9859
3/32	.625	.135	523-9873	623A-9873
3/32	.750	.135	523-9887	623A-9887
3/32	1.000	.135	523-9915	623A-9915

Board Thickness	H	L	BRASS	ALUMINUM
1/8	.125	.165	523-9811	623A-9811
1/8	.188	.165	523-9825	623A-9825
1/8	.250	.165	523-9832	623A-9832
1/8	.375	.165	523-9846	623A-9846
1/8	.500	.165	523-9860	623A-9860
1/8	.625	.165	523-9874	623A-9874
1/8	.750	.165	523-9888	623A-9888
1/8	1.000	.165	523-9916	623A-9916
3/16	.125	.230	523-9813	623A-9813
3/16	.188	.230	523-9827	623A-9827
3/16	.250	.230	523-9834	623A-9834
3/16	.375	.230	523-9848	623A-9848
3/16	.500	.230	523-9862	623A-9862
3/16	.625	.230	523-9876	623A-9876
3/16	.750	.230	523-9890	623A-9890
3/16	1.000	.230	523-9918	623A-9918
1/4	.125	.290	523-9814	623A-9814
1/4	.188	.290	523-9828	623A-9828
1/4	.250	.290	523-9835	623A-9835
1/4	.375	.290	523-9849	623A-9849
1/4	.500	.290	523-9863	623A-9863
1/4	.625	.290	523-9877	623A-9877
1/4	.750	.290	523-9891	623A-9891
1/4	1.000	.290	523-9919	623A-9919

*FOR BRASS PARTS, ADD -02 SUFFIX TO PART NUMBER FOR STANDARD NICKEL FINISH.
FOR ALUMINUM PARTS, ADD -16 SUFFIX TO PART NUMBER FOR STANDARD IRRIDITE FINISH.

SWAGING TOOLS		
H	ANVIL	PUNCH
.125 .188	TA375-125	TP232-201
.250 .375	TA375-250	TP232-201
.500 .625	TA375-500	TP232-201
.750 1.000	TA375-750	TP232-201

CHASSIS FASTENERS

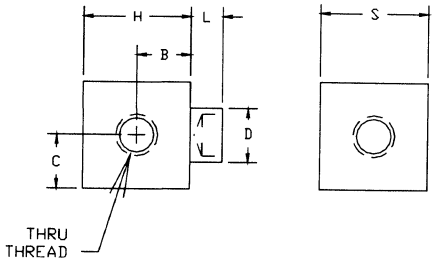

MATERIAL: BRASS PER ASTM B16
ALUMINUM PER ASTM B211

PART NO. CHANGES FOR BRASS OR ALUMINUM PER THIS EXAMPLE

90-9450-044 — BRASS, BRIGHT-TIN PL.

90-9550-16 — ALUMINUM, YELLOW IRRIDITE

PART NO	D	H	B	S	C	L	T	THREAD
90-9X50	.126	.250	.125	.250	.125	.075	1/32	4-40
90-9X51	.126	.250	.125	.250	.125	.105	1/16	4-40
90-9X52	.126	.250	.125	.250	.125	.135	3/32	4-40
90-9X53	.126	.250	.125	.250	.125	.165	1/8	4-40
90-9X55	.188	.380	.219	.312	.156	.105	1/16	6-32
90-9X56	.188	.380	.219	.312	.156	.135	3/32	6-32
90-9X57	.188	.380	.219	.312	.156	.165	1/8	6-32

30 GREAT JONES STREET
NEW YORK, N.Y. 10012-1115
(212) 777-6571 · 1-800-847-4162
FAX (212) 995-0161 · E-MAIL: INFO@CONCORD-ELEX.COM

STANDOFFS, THREADED, HEX

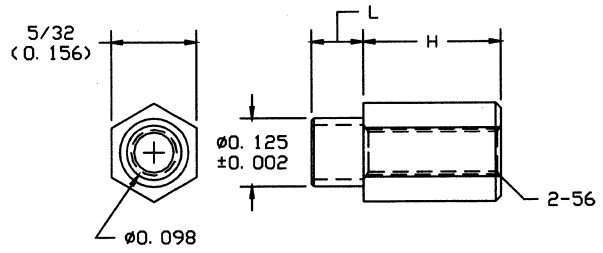

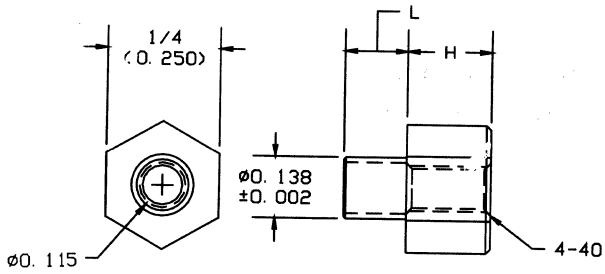

525-9XXX-XXX-02 **BRASS PER ASTM B16**
625A-9XXX-XXX-16 **ALUMINUM PER ASTM B211**

BASIC PART NO. FINISH

Board Thickness	H	L	BRASS	ALUMINUM
1/16	.125	.094	525-9209-094	625A-9209-094
1/16	.188	.094	525-9223-094	625A-9223-094
1/16	.250	.094	525-9230-094	625A-9230-094
1/16	.375	.094	525-9244-094	625A-9244-094
1/16	.500	.094	525-9258-094	625A-9258-094
1/16	.625	.094	525-9272-094	625A-9272-094
1/16	.750	.094	525-9286-094	625A-9286-094
1/16	1.000	.094	525-9314-094	625A-9314-094
3/32	.125	.125	525-9210-125	625A-9210-125
3/32	.188	.125	525-9224-125	625A-9224-125
3/32	.250	.125	525-9231-125	625A-9231-125
3/32	.375	.125	525-9245-125	625A-9245-125
3/32	.500	.125	525-9259-125	625A-9259-125
3/32	.625	.125	525-9273-125	625A-9273-125
3/32	.750	.125	525-9287-125	625A-9287-125
3/32	1.000	.125	525-9315-125	625A-9315-125
1/8	.125	.156	525-9211-156	625A-9211-156
1/8	.188	.156	525-9225-156	625A-9225-156
1/8	.250	.156	525-9232-156	625A-9232-156
1/8	.375	.156	525-9246-156	625A-9246-156
1/8	.500	.156	525-9260-156	625A-9260-156
1/8	.625	.156	525-9274-156	625A-9274-156
1/8	.750	.156	525-9288-156	625A-9288-156
1/8	1.000	.156	525-9316-156	625A-9316-156

*FOR BRASS PARTS, ADD -02 SUFFIX TO PART NUMBER FOR STANDARD NICKEL FINISH.
FOR ALUMINUM PARTS, ADD -16 SUFFIX TO PART NUMBER FOR STANDARD IRRIDITE FINISH.

SWAGING TOOLS		
H	ANVIL	PUNCH
.125 .188	TA180-125	TP125-98
.250 .375	TA180-250	TP125-98
.500 .625	TA180-500	TP125-98
.750 1.000	TA180-750	TP125-98

530-9XXX-02 **BRASS PER ASTM B16**
630A-9XXX-16 **ALUMINUM PER ASTM B211**

BASIC PART NO. FINISH

Board Thickness	H	L	BRASS	ALUMINUM
1/32	.125	.075	530-9408	630A-9408
1/32	.188	.075	530-9422	630A-9422
1/32	.250	.075	530-9429	630A-9429
1/32	.375	.075	530-9443	630A-9443
1/32	.500	.075	530-9457	630A-9457
1/32	.625	.075	530-9471	630A-9471
1/32	.750	.075	530-9485	630A-9485
1/32	1.000	.075	530-9513	630A-9513
1/16	.125	.105	530-9409	630A-9409
1/16	.188	.105	530-9423	630A-9423
1/16	.250	.105	530-9430	630A-9430
1/16	.375	.105	530-9444	630A-9444
1/16	.500	.105	530-9458	630A-9458
1/16	.625	.105	530-9472	630A-9472
1/16	.750	.105	530-9486	630A-9486
1/16	1.000	.105	530-9514	630A-9514
3/32	.125	.135	530-9410	630A-9410
3/32	.188	.135	530-9424	630A-9424
3/32	.250	.135	530-9431	630A-9431
3/32	.375	.135	530-9445	630A-9445
3/32	.500	.135	530-9459	630A-9459
3/32	.625	.135	530-9473	630A-9473
3/32	.750	.135	530-9487	630A-9487
3/32	1.000	.135	530-9515	630A-9515
1/8	.125	.165	530-9411	630A-9411
1/8	.188	.165	530-9425	630A-9425
1/8	.250	.165	530-9432	630A-9432
1/8	.375	.165	530-9446	630A-9446
1/8	.500	.165	530-9460	630A-9460
1/8	.625	.165	530-9474	630A-9474
1/8	.750	.165	530-9488	630A-9488
1/8	1.000	.165	530-9516	630A-9516

* FOR BRASS PARTS, ADD -02 SUFFIX TO PART NUMBER FOR STANDARD NICKEL FINISH.
FOR ALUMINUM PARTS, ADD -16 SUFFIX TO PART NUMBER FOR STANDARD IRRIDITE FINISH.

SWAGING TOOLS		
H	ANVIL	PUNCH
.125 .188	TA289-125	TP136-110
.250 .375	TA289-250	TP136-110
.500 .625	TA289-500	TP136-110
.750 1.000	TA289-750	TP136-110

30 GREAT JONES STREET
NEW YORK, N.Y. 10012-1115
(212) 777-6571 · 1-800-847-4162
FAX (212) 995-0161 • E-MAIL: INFO@CONCORD-ELEX.COM

STANDOFFS, THREADED, HEX

STANDOFFS
THREADED, HEX

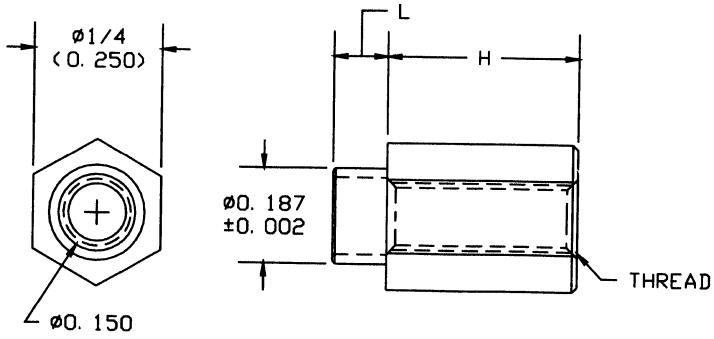

52X-9XXX-02 **BRASS PER ASTM B16**

62XA-9XXX-16 **ALUMINUM PER ASTM B211**

BASIC PART NO. FINISH*

Board Thickness	H	L	THD	BRASS	ALUMINUM
1/32	.125	.075	4-40	527-9408	627A-9408
1/32	.188	.075	4-40	527-9422	627A-9422
1/32	.250	.075	4-40	527-9429	627A-9429
1/32	.375	.075	4-40	527-9443	627A-9443
1/32	.500	.075	4-40	527-9457	627A-9457
1/32	.625	.075	4-40	527-9471	627A-9471
1/32	.750	.075	4-40	527-9485	627A-9485
1/32	1.000	.075	4-40	527-9513	627A-9513
1/16	.125	.105	4-40	527-9409	627A-9409
1/16	.188	.105	4-40	527-9423	627A-9423
1/16	.250	.165	4-40	527-9430	627A-9430
1/16	.375	.105	4-40	527-9444	627A-9444
1/16	.500	.105	4-40	527-9458	627A-9458
1/16	.625	.105	4-40	527-9472	627A-9472
1/16	.750	.105	4-40	527-9486	627A-9486
1/16	1.000	.105	4-40	527-9514	627A-9514
3/32	.125	.135	4-40	527-9410	627A-9410
3/32	.188	.135	4-40	527-9424	627A-9424
3/32	.250	.135	4-40	527-9431	627A-9431
3/32	.375	.135	4-40	527-9445	627A-9445
3/32	.500	.135	4-40	527-9459	627A-9459
3/32	.625	.135	4-40	527-9473	627A-9473
3/32	.750	.135	4-40	527-9487	627A-9487
3/32	1.000	.135	4-40	527-9515	627A-9515
1/8	.125	.165	4-40	527-9411	627A-9411
1/8	.188	.165	4-40	527-9425	627A-9425
1/8	.250	.165	4-40	527-9432	627A-9432
1/8	.375	.165	4-40	527-9446	627A-9446
1/8	.500	.165	4-40	527-9460	627A-9460
1/8	.625	.165	4-40	527-9474	627A-9474
1/8	.750	.165	4-40	527-9488	627A-9488
1/8	1.000	.165	4-40	527-9516	627A-9516

Board Thickness	H	L	THD	BRASS	ALUMINUM
1/32	.125	.075	6-32	528-9608	628A-9608
1/32	.188	.075	6-32	528-9622	628A-9622
1/32	.250	.075	6-32	528-9629	628A-9629
1/32	.375	.075	6-32	528-9643	628A-9643
1/32	.500	.075	6-32	528-9657	628A-9657
1/32	.625	.075	6-32	528-9671	628A-9671
1/32	.750	.075	6-32	528-9685	628A-9685
1/32	1.000	.075	6-32	528-9713	628A-9713
1/16	.125	.105	6-32	528-9609	628A-9609
1/16	.188	.105	6-32	528-9623	628A-9623
1/16	.250	.105	6-32	528-9630	628A-9630
1/16	.375	.105	6-32	528-9644	628A-9644
1/16	.500	.105	6-32	528-9658	628A-9658
1/16	.625	.105	6-32	528-9672	628A-9672
1/16	.750	.105	6-32	528-9686	628A-9686
1/16	1.000	.105	6-32	528-9714	628A-9714
3/32	.125	.135	6-32	528-9610	628A-9610
3/32	.188	.135	6-32	528-9624	628A-9624
3/32	.250	.135	6-32	528-9631	628A-9631
3/32	.375	.135	6-32	528-9645	628A-9645
3/32	.500	.135	6-32	528-9659	628A-9659
3/32	.625	.135	6-32	528-9673	628A-9673
3/32	.750	.135	6-32	528-9687	628A-9687
3/32	1.000	.135	6-32	528-9715	628A-9715
1/8	.125	.165	6-32	528-9611	628A-9611
1/8	.188	.165	6-32	528-9625	628A-9625
1/8	.250	.165	6-32	528-9632	628A-9632
1/8	.375	.165	6-32	528-9646	628A-9646
1/8	.500	.165	6-32	528-9660	628A-9660
1/8	.625	.165	6-32	528-9674	628A-9674
1/8	.750	.165	6-32	528-9688	628A-9688
1/8	1.000	.165	6-32	528-9716	628A-9716

*FOR BRASS PARTS, ADD -02 SUFFIX TO PART NUMBER FOR STANDARD NICKEL FINISH.
FOR ALUMINUM PARTS, ADD -16 SUFFIX TO PART NUMBER FOR STANDARD IRRIDITE FINISH.

SWAGING TOOLS		
H	ANVIL	PUNCH
.125 .188	TA289-125	TP187-150
.250 .375	TA289-250	TP187-150
.500 .625	TA289-500	TP187-150
.750 1.000	TA289-750	TP187-150

MANUFACTURED BY CONCORD® "THE COMPONENT PEOPLE"

FOR ADDITIONAL SIZES AND MATERIALS, CONTACT FACTORY

30 GREAT JONES STREET
NEW YORK, N.Y. 10012-1115
(212) 777-6571 · 1-800-847-4162
FAX (212) 995-0161 • E-MAIL: INFO@CONCORD-ELEX.COM

STANDOFFS, THREADED, HEX

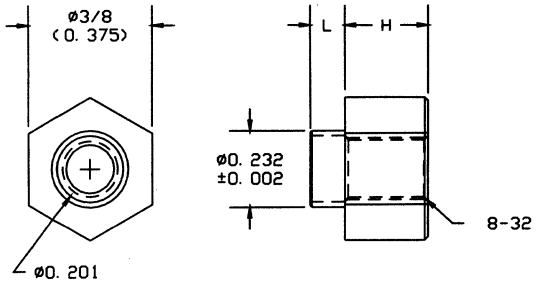

529-9XXX-02 **BRASS PER ASTM B16**

629A-9XXX-16 **ALUMINUM PER ASTM B211**

BASIC PART NO. FINISH

Board Thickness	H	L	BRASS	ALUMINUM
1/32	.125	.075	529-9808	629A-9808
1/32	.188	.075	529-9822	629A-9822
1/32	.250	.075	529-9829	629A-9829
1/32	.375	.075	529-9843	629A-9843
1/32	.500	.075	529-9857	629A-9857
1/32	.625	.075	529-9871	629A-9871
1/32	.750	.075	529-9885	629A-9885
1/32	1.000	.075	529-9913	629A-9913
1/16	.125	.105	529-9809	629A-9809
1/16	.188	.105	529-9823	629A-9823
1/16	.250	.105	529-9830	629A-9830
1/16	.375	.105	529-9844	629A-9844
1/16	.500	.105	529-9858	629A-9858
1/16	.625	.105	529-9872	629A-9872
1/16	.750	.105	529-9886	629A-9886
1/16	1.000	.105	529-9914	629A-9914
3/32	.125	.135	529-9810	629A-9810
3/32	.188	.135	529-9824	629A-9824
3/32	.250	.135	529-9831	629A-9831
3/32	.375	.135	529-9845	629A-9845
3/32	.500	.135	529-9859	629A-9859
3/32	.625	.135	529-9873	629A-9873
3/32	.750	.135	529-9887	629A-9887
3/32	1.000	.135	529-9915	629A-9915
1/8	.125	.165	529-9811	629A-9811
1/8	.188	.165	529-9825	629A-9825
1/8	.250	.165	529-9832	629A-9832
1/8	.375	.165	529-9846	629A-9846
1/8	.500	.165	529-9860	629A-9860
1/8	.625	.165	529-9874	629A-9874
1/8	.750	.165	529-9888	629A-9888
1/8	1.000	.165	529-9916	629A-9916

*ADD BRASS PARTS, ADD -02 SUFFIX TO PART NUMBER FOR STANDARD NICKEL FINISH.
FOR ALUMINUM PARTS, ADD -16 SUFFIX TO PART NUMBER FOR STANDARD IRRIDITE FINISH.

SWAGING TOOLS		
H	ANVIL	PUNCH
.125 .188	TA433-125	TP232-201
.250 .375	TA433-250	TP232-201
.500 .625	TA433-500	TP232-201
.750 1.000	TA433-750	TP232-201

ARBOR PRESS



A MANUAL PRESSURE SWAGER PRESS DESIGNED FOR QUICK, SOLID, UNIFORM SWAGING OF SOLDER TERMINALS. CONCORD WILL MANUFACTURE SWAGER TOOLING FOR ANY CONCORD MADE SOLDER TERMINALS.

SWAGING TOOLS



(TA) STANDARD ANVIL

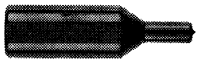

(TP) STANDARD ROLL



(TFLP) STANDARD FLARE

ROLL SWAGE



FLARE (FUNNEL) SWAGE

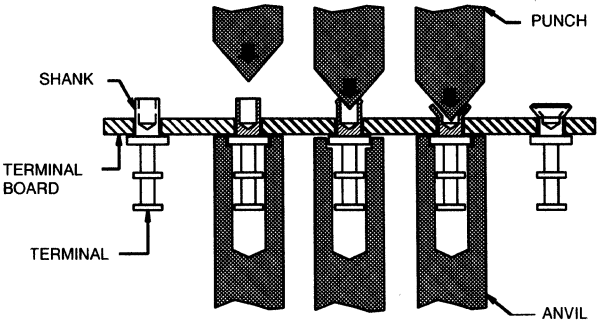

1. FIRST DRILL A HOLE IN THE BOARD THAT IS JUST LARGE ENOUGH FOR THE SHANK OF THE TERMINAL TO PASS THROUGH, BUT NOT LARGE ENOUGH FOR THE SHOULDER TO PASS THROUGH. (SEE INDIVIDUAL PART SPECIFICATIONS FOR RECOMMENDED HOLE SIZE.)

2A. THE NAME, ROLL SWAGE FAIRLY WELL DESCRIBES WHAT IS HAPPENING TO THE PART. THE LIP OF THE SHANK, WHICH EXTENDS PASSED THE FACE OF THE BOARD, IS ROLLED OVER AND BACK DOWN ONTO THE FACE OF THE BOARD AS SHOWN.

2B. THE "FLARE" SWAGE IS ALSO KNOWN AS THE "FUNNEL" SWAGE. THE FLARE SWAGING OPERATION FORMS THE LIPS OF THE SHANK INTO A FUNNEL SHAPE.

3. THE TOOL THAT SUPPORTS THE TERMINAL WHILE THIS IS BEING DONE IS CALLED THE "ANVIL" (ALSO SOMETIMES CALLED THE "SEAT")

4. THE TOOL THAT DOES THE ACTUAL FORMING IS CALLED THE " PUNCH".

30 GREAT JONES STREET
NEW YORK, N.Y. 10012-1115
(212) 777-6571 · 1-800-847-4162
FAX (212) 995-0161 · E-MAIL: INFO@CONCORD-ELEX.COM

THREADED HARDWARE

BRASS HEX MALE/MALE ADAPTER

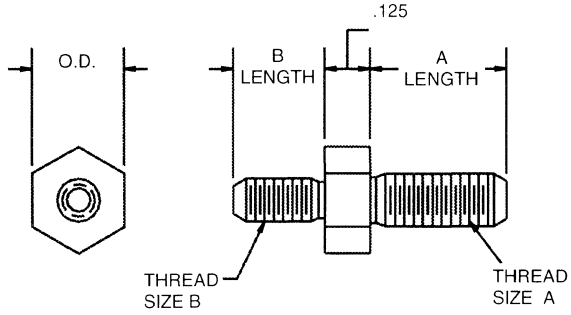

MATERIAL: BRASS PER ASTM B16
FINISH: NICKEL PLATED

CONCORD PART NO.	O.D.	THD A	LENGTH A	THD B	LENGTH B
558-7900	.250	4-40	.187	4-40	.187
558-7901	.250	6-32	.250	4-40	.187
558-7902	.250	6-32	.250	6-32	.250
558-7903	.250	8-32	.375	6-32	.250
558-7904	.250	8-32	.375	8-32	.375
558-7905	.250	10-32	.375	8-32	.375
558-7906	.312	10-32	.375	8-32	.375
558-7907	.312	10-32	.375	10-32	.375

"D" SUBMINIATURE CONNECTOR MOUNTING SCREWS

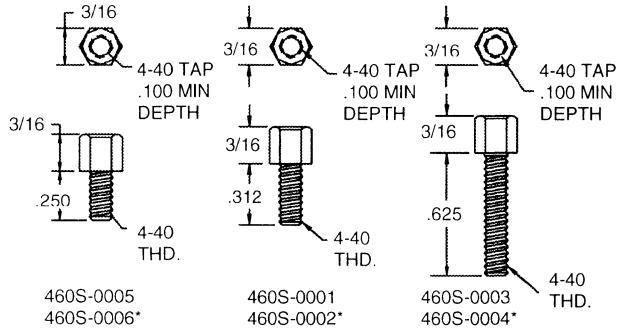

460S-0005
460S-0006*

460S-0001
460S-0002*

460S-0003
460S-0004*

CONCORD PART NO.	MATERIAL	FINISH
460S-XXXX-073	STEEL PER ASTM A108-81	ZINC WITH CLEAR CHROMATE
460S-XXXX-074	STEEL PER ASTM A108-81	ZINC WITH YELLOW CHROMATE

*Supplied with hardware (bulk packed unassembled) hardware consists of two flat washers, one lockwasher and one hex nut per mounting screw.

JACK SCREW – TURNABLE

(WITHOUT SCREWDRIVER SLOT)

90-94XX

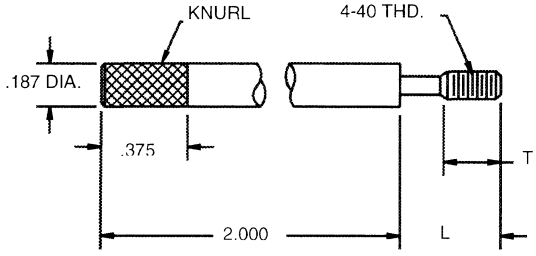

MATERIAL: STEEL
FINISH: BLACK OXIDE

CONCORD P/N	L	T
90-9411	.250	.125
90-9412	.437	.250

STRAIGHT KNURL

(WITH SCREWDRIVER SLOT)

90-9410

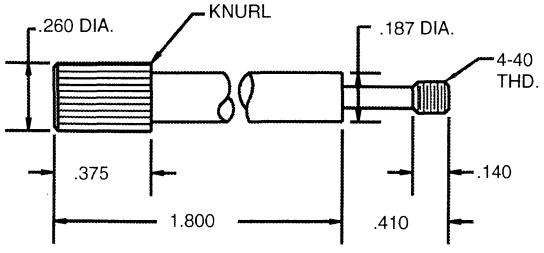

MATERIAL: STEEL
FINISH: CLEAR ZINC PLATE

MOUNTING HARDWARE

(SUPPLIED UNASSEMBLED)

40-40XX

MATERIAL:
CLIP AND SCREW: STEEL
FINISH:
CLIP AND SCREW: ZINC YELLOW

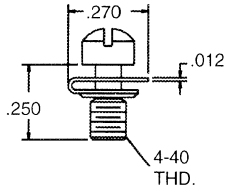

"U" CLIP
40-4071

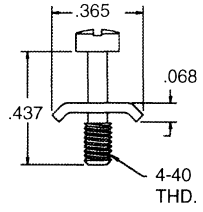

SADDLE WASHER
40-4072

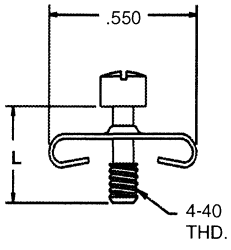

"BOW TIE" RETAINING CLIP

	"L"
40-4073	4-40 x 1/4
40-4074	4-40 x 9/32

MANUFACTURED BY CONCORD® "THE COMPONENT PEOPLE"

FOR ADDITIONAL SIZES AND MATERIALS, CONTACT FACTORY

30 GREAT JONES STREET
NEW YORK, N.Y. 10012-1115
(212) 777-6571 · 1-800-847-4162
FAX (212) 995-0161 · E-MAIL: INFO@CONCORD-ELEX.COM

MALE / FEMALE STANDOFFS

MALE/FEMALE STANDOFFS
1/4" & 3/16" HEX

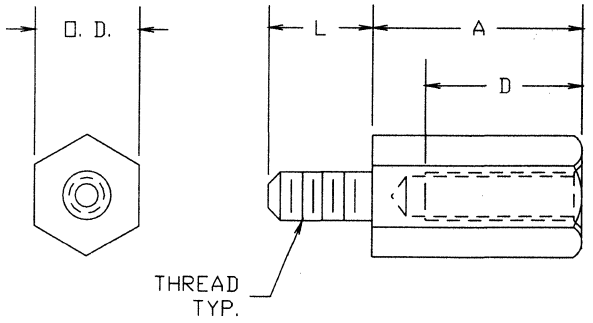

FOR 1/4" AND 3/16" HEX

THREAD SIZE	L	D†
4-40	3/16"	1/4 "
6-32	1/4"	3/8"
8-32	3/8"	7/16"

† FOR SHORT "A" LENGTHS, THE "D" DEPTH MAY BE LESS

FOR 1/4" NYLON HEX

THREAD SIZE	L	D †
4-40	3/16"	3/16" MIN.
6-32	1/4"	1/4" MIN.
8-32	3/8"	3/8" MIN.

† FOR SHORT "A" LENGTHS, THE "D" DEPTH MAY BE LESS

66XA-9XXX-16 ALUMINUM PER ASTM B211

BASIC PART NO. FINISH*

Lgth "A"	O.D.	4-40	6-32	8-32
.250	.188	662A-9404	662A-9604	-
.375	.188	662A-9406	662A-9606	-
.500	.188	662A-9408	662A-9608	-
.625	.188	662A-9410	662A-9610	-
.750	.188	662A-9412	662A-9612	-
1.000	.188	662A-9416	662A-9616	-
.250	.250	660A-9404	660A-9604	660A-9804
.312	.250	660A-9405	660A-9605	-
.375	.250	660A-9406	660A-9606	660A-9806
.437	.250	660A-9407	660A-9607	-
.500	.250	660A-9408	660A-9608	660A-9808
.562	.250	660A-9409	660A-9609	-
.625	.250	660A-9410	660A-9610	660A-9810
.750	.250	660A-9412	660A-9612	660A-9812
.875	.250	660A-9414	660A-9614	660A-9814
1.000	.250	660A-9416	660A-9616	660A-9816
1.125	.250	660A-9418	660A-9618	660A-9818
1.250	.250	660A-9420	660A-9620	660A-9820
1.375	.250	660A-9422	660A-9622	660A-9822
1.500	.250	660A-9424	660A-9624	660A-9824
1.625	.250	660A-9426	660A-9626	660A-9826
1.750	.250	660A-9428	660A-9628	660A-9828
2.000	.250	660A-9432	660A-9632	660A-9832
2.500	.250	660A-9440	660A-9640	660A-9840
3.000	.250	660A-9448	660A-9648	660A-9848

* FOR ALUMINUM PARTS, ADD -16 SUFFIX TO PART NUMBER FOR STANDARD IRRIDITE FINISH.

56X-9XXX-02 BRASS PER ASTM B16

BASIC PART NO. FINISH*

Lgth "A"	O.D.	4-40	6-32	8-32
.250	.188	562-9404	562-9604	-
.375	.188	562-9406	562-9606	-
.500	.188	562-9408	562-9608	-
.625	.188	562-9410	562-9610	-
.750	.188	562-9412	562-9612	-
1.000	.188	562-9416	562-9616	-
.250	.250	560-9404	560-9604	560-9804
.312	.250	560-9405	560-9605	-
.375	.250	560-9406	560-9606	560-9806
.437	.250	560-9407	560-9607	-
.500	.250	560-9408	560-9608	560-9808
.562	.250	560-9409	560-9609	-
.625	.250	560-9410	560-9610	560-9810
.750	.250	560-9412	560-9612	560-9812
.875	.250	560-9414	560-9614	560-9814
1.000	.250	560-9416	560-9616	560-9816
1.125	.250	560-9418	560-9618	560-9818
1.250	.250	560-9420	560-9620	560-9820
1.375	.250	560-9422	560-9622	560-9822
1.500	.250	560-9424	560-9624	560-9824
1.625	.250	560-9426	560-9626	560-9826
1.750	.250	560-9428	560-9628	560-9828
2.000	.250	560-9432	560-9632	560-9832
2.500	.250	560-9440	560-9640	560-9840
3.000	.250	560-9448	560-9648	560-9848

* FOR BRASS PARTS, ADD -02 SUFFIX TO PART NUMBER FOR STANDARD NICKEL FINISH.

460S-9XXX STAINLESS STEEL PER PER ASTM A314 / A581 / A582

BASIC PART NO.

Lgth "A"	O.D.	4-40	6-32	8-32
.250	.250	460S-9404	460S-9604	460S-9804
.375	.250	460S-9406	460S-9606	460S-9806
.500	.250	460S-9408	460S-9608	460S-9808
.625	.250	460S-9410	460S-9610	460S-9810
.750	.250	460S-9412	460S-9612	460S-9812
.875	.250	460S-9414	460S-9614	460S-9814
1.000	.250	460S-9416	460S-9616	460S-9816
1.125	.250	460S-9418	460S-9618	460S-9818
1.250	.250	460S-9420	460S-9620	460S-9820
1.375	.250	460S-9422	460S-9622	460S-9822
1.500	.250	460S-9424	460S-9624	460S-9824
1.625	.250	460S-9426	460S-9626	460S-9826
1.750	.250	460S-9428	460S-9628	460S-9828
2.000	.250	460S-9432	460S-9632	460S-9832

775-18XX NYLON PER ASTM D789-66, TYPE 1

BASIC PART NO.

Lgth "A"	O.D.	4-40	6-32	8-32
.250	.250	775-1801	775-1821	775-1841
.375	.250	775-1802	775-1822	775-1842
.500	.250	775-1803	775-1823	775-1843
.625	.250	775-1804	775-1824	775-1844
.750	.250	775-1805	775-1825	775-1845
.875	.250	775-1806	775-1826	775-1846
1.000	.250	775-1807	775-1827	775-1847
1.125	.250	775-1808	775-1828	775-1848
1.250	.250	775-1809	775-1829	775-1849
1.375	.250	775-1810	775-1830	775-1850
1.500	.250	775-1811	775-1831	775-1851
1.625	.250	775-1812	775-1832	775-1852
1.750	.250	775-1813	775-1833	775-1853
2.000	.250	775-1814	775-1834	775-1854

NOTE: OTHER SIZES ARE AVAILABLE ON SPECIAL ORDER.

30 GREAT JONES STREET
NEW YORK, N.Y. 10012-1115
(212) 777-6571 · 1-800-847-4162
FAX (212) 995-0161 • E-MAIL: INFO@CONCORD-ELEX.COM

HINGED STANDOFFS

STANDOFFS

HINGED STANDOFFS FEMALE THREAD

5XX-7XXX-074 BRASS PER ASTM B16

BASIC PART NO. FINISH †

5XX-4XXX-073 BRASS PER ASTM B16

BASIC PART NO. FINISH *

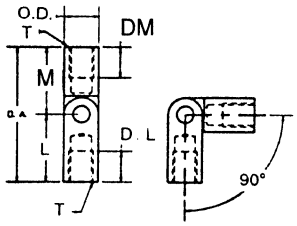

SPACERS FOR FRONT OF BOARD

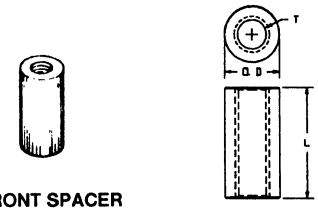

HINGED PART NO.	O.D.	T	L	M	DM	DL	O.A.		FRONT SPACER PART N0.	L	T	O.D.
555-7001 †	3/16	4-40	.375	.375	.172	.172	3/4"	⟷	542-7412 †	3/4"	4-40	3/16
555-7002 †	3/16	4-40	.625	.375	.172	.250	1"	⟷	542-7416 †	1"	4-40	3/16
555-4016 *	3/16	4-40	.625	.625	.250	.250	1-1/4"	⟷	543-4620 *	1-1/4"	6-32	1/4
555-7003 †	1/4	6-32	.375	.375	.172	.172	3/4"	⟷	543-7612 †	3/4"	6-32	1/4
555-7004 †	1/4	6-32	.625	.375	.172	.250	1"	⟷	543-7616 †	1"	6-32	1/4
555-4017 *	1/4	6-32	.625	.625	.250	.250	1-1/4"	⟷	543-4620 *	1-1/4"	6-32	1/4
555-7005 †	1/4	8-32	.375	.375	.172	.172	3/4"	⟷	543-7812 †	3/4"	8-32	1/4
555-7006 †	1/4	8-32	.625	.375	.172	.250	1"	⟷	543-7816 †	1"	8-32	1/4
555-4018 *	1/4	8-32	.625	.625	.250	.250	1-1/4"	⟷	543-7820 †	1-1/4"	8-32	1/4

† ADD -074 SUFFIX TO PART NUMBER FOR STANDARD ZINC WITH CLEAR CHROMATE.
* ADD -073 SUFFIX TO PART NUMBER FOR STANDARD ZINC WITH YELLOW CHROMATE.

HINGED STANDOFFS MALE THREAD

5XX-7XXX-074 BRASS PER ASTM B16

BASIC PART NO. FINISH †

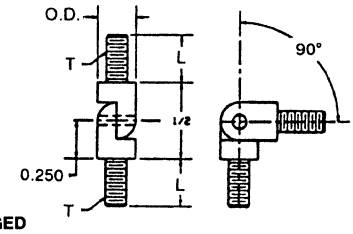

SPACERS FOR FRONT OF BOARD

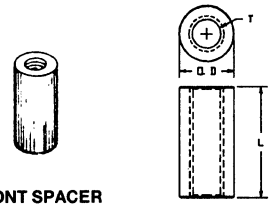

HINGED PART NO.	O.D.	T	L		FRONT SPACER PART N0.	L	T	O.D
555-7007 †	3/16	4-40	.250	⟷	542-7408 †	1/2"	4-40	3/16
555-7008 †	1/4	6-32	.312	⟷	543-7608 †	1/2"	6-32	1/4
555-7009 †	1/4	8-32	.312	⟷	543-7808 †	1/2"	8-32	1/4

† ADD -074 SUFFIX TO PART NUMBER FOR STANDARD ZINC WITH CLEAR CHROMATE

HINGED STANDOFFS MALE/FEMALE THREAD

5XX-4XXX-073 BRASS PER ASTM B16

BASIC PART NO. FINISH *

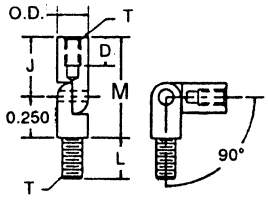

SPACERS FOR FRONT OF BOARD

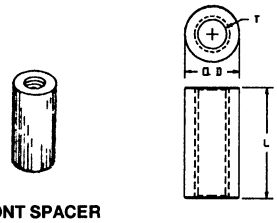

HINGED PART NO.	O.D.	T	L	D	M	J		FRONT SPACER PART N0.	L	T	O.D
555-4010 *	3/16	4-40	.250	.172	.625	.375	⟷	542-4410 *	.625	4-40	3/16
555-4011 *	3/16	4-40	.250	.250	.875	.625	⟷	542-4414 *	.875	4-40	3/16
555-4012 *	1/4	6-40	.312	.172	.625	.375	⟷	543-4610 *	.625	6-32	1/4
555-4013 *	1/4	6-32	.312	.250	.875	.625	⟷	543-4614 *	.875	6-32	1/4
555-4014 *	1/4	8-32	.312	.172	.625	.375	⟷	543-4810 *	.625	8-32	1/4
555-4015 *	1/4	8-32	.312	.250	.875	.625	⟷	543-4814 *	.875	8-32	1/4

* ADD -073 SUFFIX TO PART NUMBER FOR STANDARD ZINC WITH YELLOW CHROMATE.

TYPICAL APPLICATION

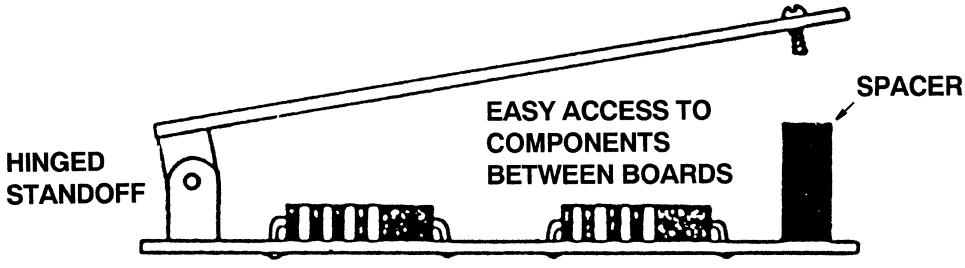

30 GREAT JONES STREET
NEW YORK, N.Y. 10012-1115
(212) 777-6571 · 1-800-847-4162
FAX (212) 995-0161 • E-MAIL: INFO@CONCORD-ELEX.COM

THUMB SCREWS

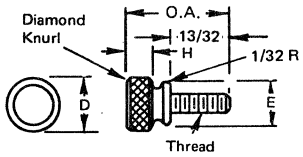

Material: Brass
Finish: Nickel

PART NO.	D	E	Thread	H	O.A.
40-4205-02	3/8	5/16	6-32	.187	23/32
40-4210-02	3/8	5/16	8-32	.187	23/32
40-4215-02	3/8	5/16	10-32	.187	23/32
40-4220-02	7/16	3/8	6-32	.187	23/32
40-4225-02	7/16	3/8	8-32	.187	23/32
40-4230-02	7/16	3/8	10-32	.187	23/32
40-4235-02	1/2	7/16	6-32	.187	23/32
40-4240-02	1/2	7/16	8-32	.187	23/32
40-4245-02	1/2	7/16	10-32	.187	23/32
40-4250-02	7/16	3/8	6-32	.250	25/32
40-4255-02	7/16	3/8	8-32	.250	25/32
40-4260-02	7/16	3/8	10-32	.250	25/32

THUMB SCREWS

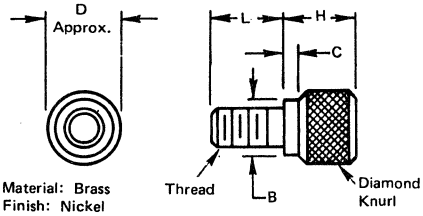

Material: Brass
Finish: Nickel

PART NO.	L	B	C	D	H	Thread
40-4275-02	.188	.125	.031	.164	.188	2-56
40-4276-02	.250	.156	.031	.196	.188	3-48
40-4277-02	.250	.156	.031	.196	.188	4-40
40-4278-02	.250	.203	.050	.261	.250	6-32

CAPTIVE SCREWS SERIES 40-4000

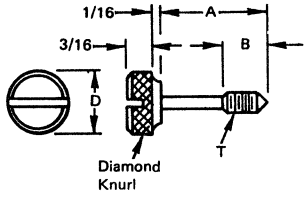

Finish: Nickel Plate (Brass)
Passivated (St. Steel)

PART NO.	A	B	D	T	Material
40-4005-02	3/4	5/16	7/16	6-32	Brass Nickel Plated
40-4010	3/4	5/16	7/16	6-32	St. St.
40-4015-02	3/4	3/8	7/16	8-32	Brass Nickel Plated
40-4020	3/4	3/8	7/16	8-32	St. St.
40-4025-02	7/8	3/8	5/8	10-32	Brass Nickel Plated
40-4030	7/8	3/8	7/16	10-32	St. St.
40-4035-02	7/8	3/8	5/8	1/4-20	Brass Nickel Plated
40-4040	7/8	3/8	1/2	1/4-20	St. St.

CAPTIVE SCREW BUSHINGS, SERIES 40-4100

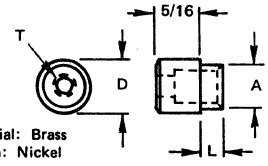

Material: Brass
Finish: Nickel

PART NO.	D	A	L	T	Panel Thick
40-4105-02	3/8	5/16	5/32	6-32	1/8
40-4110-02	3/8	5/16	5/32	8-32	1/8
40-4115-02	9/16	13/32	5/32	10-32	1/8
40-4120-02	9/16	13/32	5/32	1/4-20	1/8
40-4125-02	3/8	5/16	7/32	6-32	3/16
40-4130-02	3/8	5/16	7/32	8-32	3/16
40-4135-02	9/16	13/32	7/32	10-32	3/16
40-4140-02	9/16	13/32	7/32	1/4-20	3/16
40-4145-02	3/8	5/16	9/32	6-32	1/4
40-4150-02	3/8	5/16	9/32	8-32	1/4
40-4155-02	9/16	13/32	9/32	10-32	1/4
40-4160-02	9/16	13/32	9/32	1/4-20	1/4

PANEL BUSHINGS, SERIES 90-90XX

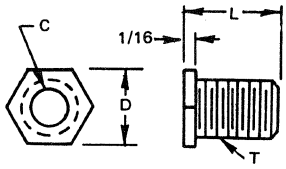

Material: Brass
Finish: Nickel

MOUNTING NUT SUPPLIED

PART NO.	L	D	C	T
90-9010-02	3/8	1/2	.252	3/8-32
90-9015-02	7/16	1/2	.252	3/8-32
90-9020-02	1/2	1/2	.252	3/8-32
90-9025-02	1/2	7/16	.252	3/8-32
90-9030-02	5/8	1/2	.252	3/8-32
90-9040-02	3/8	11/32	.127	1/4-32
90-9050-02	3/8	3/8	.127	1/4-28
90-9060-02	1/2	3/8	.127	1/4-28

BRACKET, SERIES 90-940X

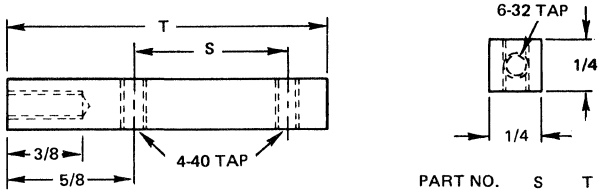

Material: Brass

PART NO.	S	T
90-9401	1-1/2	2-3/8
90-9402	2	2-7/8
90-9403	2-1/2	3-3/8

SHAFT LOCK, SERIES 90-91XX

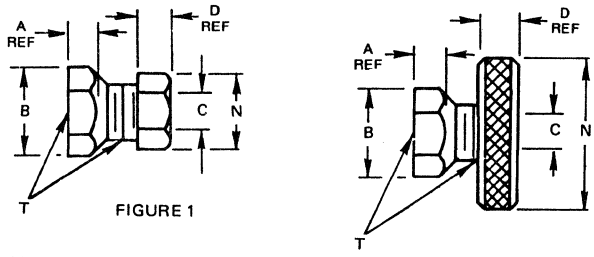

Material: Brass
Finish: Nickel

PART NO.	FIG.	A	D	B	N	C Hole	Thread
90-9110-02	1	3/16	7/32	1/2 Hex	7/16 Hex	1/4	3/8-32
90-9120-02	2	3/16	1/4	1/2 Hex	1" Rd	1/4	3/8-32
90-9130-02	1	1/8	7/32	3/8 Hex	5/16 Hex	1/8	1/4-32

SHAFT COUPLERS

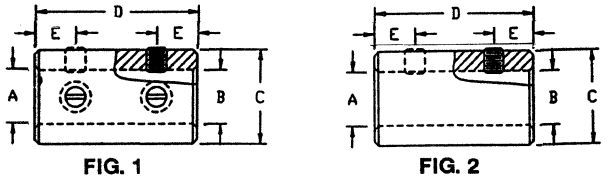

FIG. 1 FIG. 2

BRASS NICKEL PL SHAFT COUPLERS.
SUPPLIED WITH TWO OR FOUR CUP-POINT SET SCREWS

PART NO.	FIG.	A	B	C	D	E	SCREWS
40-4305-1-02	2	1/4	1/4	7/16	3/4	3/16	2
40-4315-1-02	1	1/4	1/4	7/16	3/4	3/16	4
40-4310-1-02	2	1/8	1/8	9/32	3/8	5/64	2

CONCORD
THE COMPONENT PEOPLE

30 GREAT JONES STREET
NEW YORK, N.Y. 10012-1115
(212) 777-6571 • 1-800-847-4162
FAX (212) 995-0161

PHONO JACKS

Concord No.
790-5015

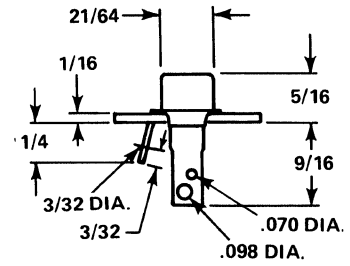

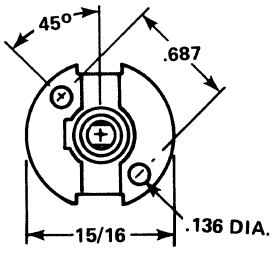

Female for No. **790-5005-6-3842**
Single prong mounted on 1/16" bakelite with 11/16" mounting centers

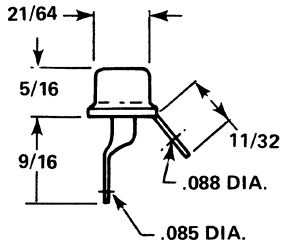

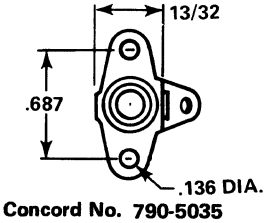

Concord No. 790-5035

Used on recording units, phono players, ect.

Concord No.	
790-5020	Single Jack
790-5025	Double Jack
790-5030	Triple Jack

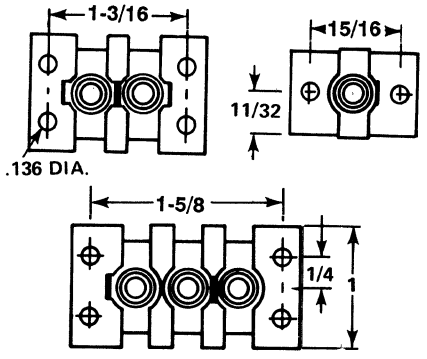

PHONO PLUGS

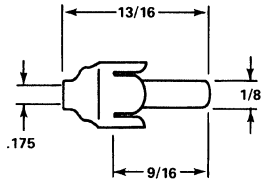

RCA Type .175" cap hole for co-axial cable.

Concord No.	Type
790-5006	Short Pin (13/16" overall)

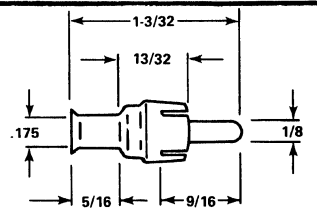

Concord No.
790-5038 Crimp or Solder Type

PHONO PLUGS

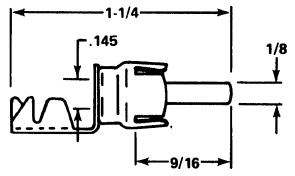

Concord No.
790-5040 Crimp Type

NYLON PROTECTED COVERS SE-0 MATERIAL

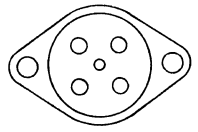

Concord No.	For Case Style
770-1810	TO-3
770-1811	TO-66

TRANSISTOR MOUNTS, WAFERS & COVERS

NYLON POWER TRANSISTOR MOUNTS

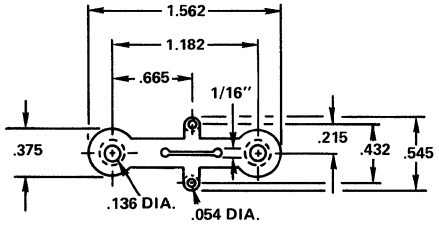

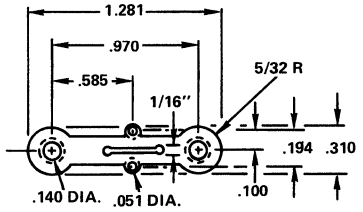

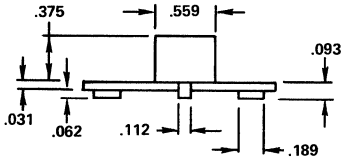

Transistor Type TO-3 **770-1821**

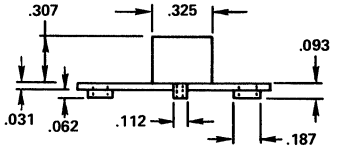

Transistor Type TO-66 **770-1822**

Replaces six pieces of conventional insulation. Built-in barrier separates and insulates base and emitter pins from each other. Screw insulators require 3/16" clearance holes, pin insulators .113 dia. clearance. Mounting centers for types TO-3 and TO-66 power transistors.

HIGH TEMPERATURE TRANSISTOR MOUNTS

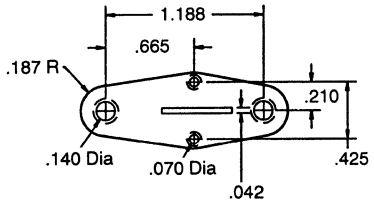

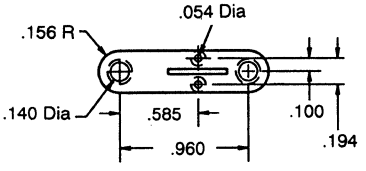

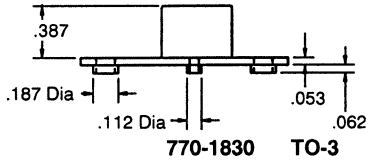

770-1830 TO-3

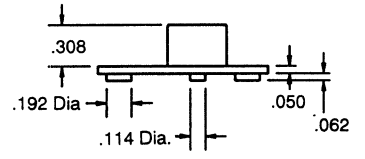

770-1831 TO-66

Heavy Duty, Made of Polyester. For excessive temperature and electrical requirements. Rated for SE-O UL, 400° F Cont.

CONCORD
THE COMPONENT PEOPLE

30 GREAT JONES STREET
NEW YORK, N.Y. 10012-1115
(212) 777-6571 • 1-800-847-4162
FAX (212) 995-0161

TRANSISTOR SOCKETS

Achieve better electrical performance and mechanical sturdiness by using these low cost, compact, rugged sockets. Avoids soldering directly to the semiconductor. Sockets are easier and faster to mount with the least amount of hardware required. Metal parts of the socket are corrosion resistant, and cadmium plated for better solderability which meets EIA Solderability Spec RS178A.

Spring brass contacts provide positive contact immediately upon insertion. Hard steel collector plates with 6-20 threaded formings at each end engage screws and hold securely with maximum torque of 9 pounds. Various boss heights on the precision molded nylon tops eliminates the need of loose bushings. The nylon tops are supplied in various colors.

MATERIALS: Molded nylon plates per MIL-P-2069A
Phenolic PBE Grade Natural Color

Collector Plate: Tin plate steel

Contacts: .012 thick Brass Tin plated

MODIFICATIONS AVAILABLE

Variety of stock parts permits fast delivery on special requirements.

Special Lugs and Printed Circuit Lugs also available.

Sockets in a wide selection for the populat TO-3 and TO-66 Cases.

SOCKETS FOR TO-3 CASE

Various Molded Boss Heights

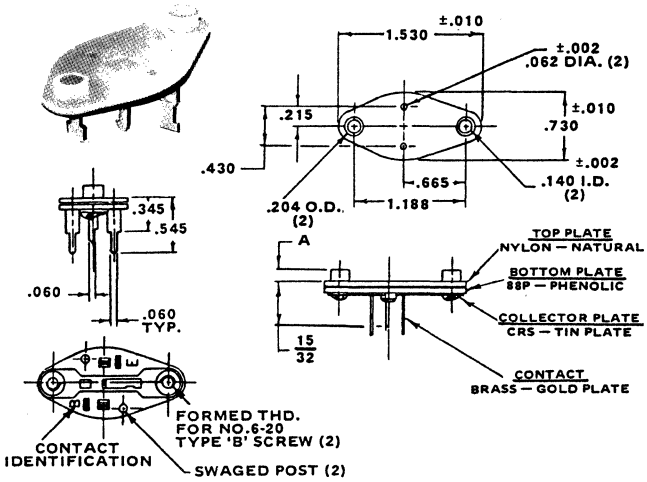

The socket is held underneath the chassis and the semiconductor is inserted into the contacts of the socket holding the assembly in position. The 6-20 screws engage the formed holes in the collector plate and complete the mounting.

MOLDED NYLON TOP PLATE BASE — PHENOLIC

Part No.	A Dim.
770-1970	.030
770-1971	.045
770-1972	.090

SOCKETS FOR TO-3 CASE

All Phenolic Socket

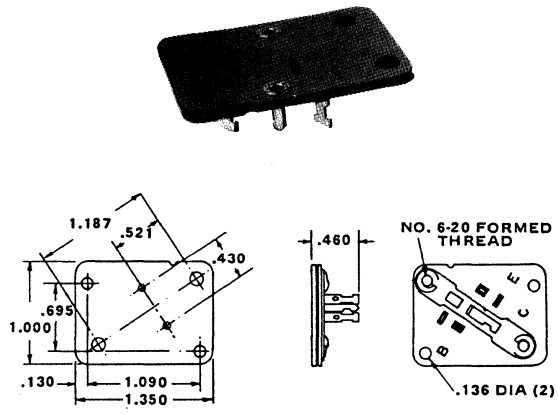

770-1973

PHENOLIC TOP AND BASE

These sockets are eyeletted or riveted to the chassis and use external bushings to insulate the screws in the final mounting. The semiconductor may be installed at the last stage of the assembly.

SOCKETS FOR TO-3 CASE

Various Molded Boss Heights

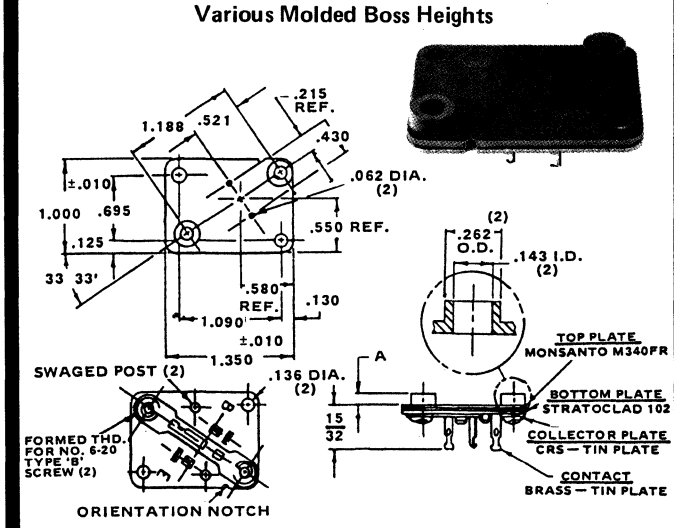

MOLDED NYLON TOP PLATE BASE — PHENOLIC

Pre-assembling the socket to the chassis by eyelets or rivets permits the installation of the semiconductor at a later stage in the assembly.

Part No.	A Dim.
770-1975	.030
770-1976	.045
770-1977	.060
770-1978	.090
770-1979	.125

SOCKETS FOR TO-3 PRINTED CIRCUIT

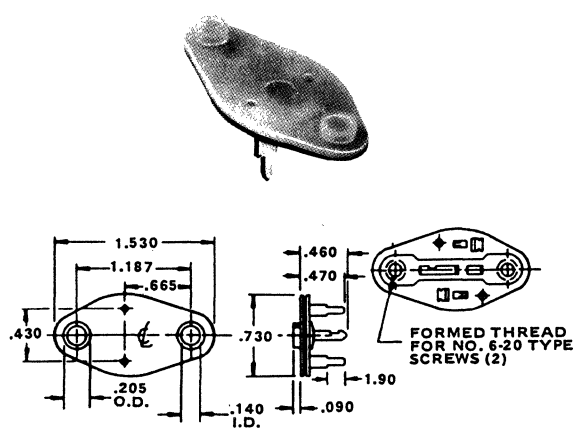

MOLDED NYLON TOP PLATE BASE — PHENOLIC

770-1974

Easily assembles onto printed circuit board. Eliminates wiring. Stops on P.C. terminal permits assembly of transistor to socket. Can be screwed down tightly to heat sink.

SPECIFY — CONCORD® "THE COMPONENT PEOPLE"

30 GREAT JONES STREET
NEW YORK, N.Y. 10012-1115
(212) 777-6571 • FAX (212) 995-0161

ONE-PIECE ALL MOLDED TRANSISTOR SOCKETS

Rated 5 amps DC continuous and 15 amps DC Intermittent
FOR TO-3 CASE

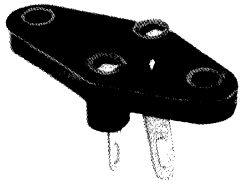

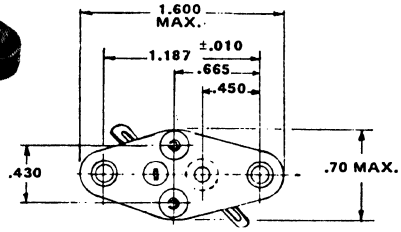

With transistor lead-in insulating shoulder. Choice of Single or Dual Tabs.

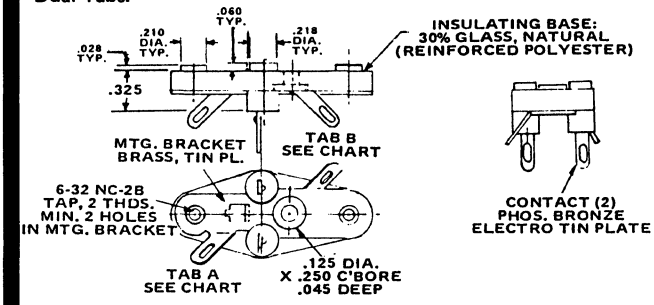

All molded TO-3 Transistor socket features an all-in-one mounting plate and solder tabs, providing complete electrical isolation of the solder tab connections.

Part No.	With Tab
770-1980	"A" only
770-1981	"A" & "B"

ONE-PIECE ALL MOLDED TRANSISTOR SOCKETS

Rated 5 amps DC continuous and 15 amps DC Intermittent
FOR TO-3 CASE

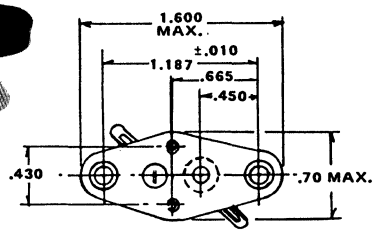

Less transistor lead-in insulating shoulder. Choice of Single or Dual Tabs.

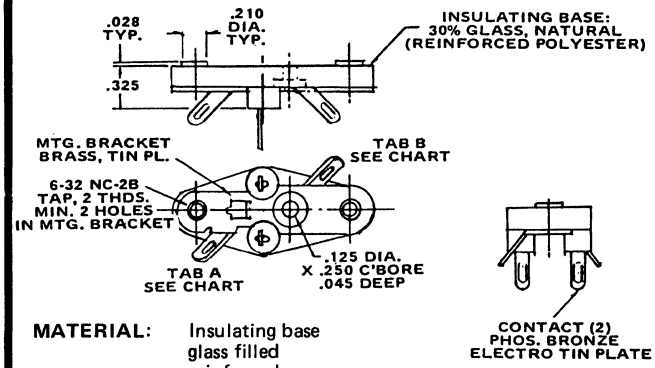

MATERIAL: Insulating base glass filled reinforced polyester—94V-O rating.
Contacts: Phosphor bronze tin plate
Mtg. Bracket: Brass tin plate.

Part No.	With Tab
770-1982	"A" only
770-1983	"A" & "B"

SNAP-IN SOCKET FOR TO-3

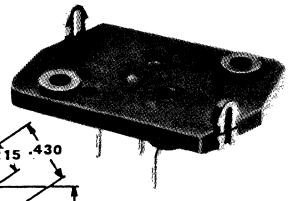

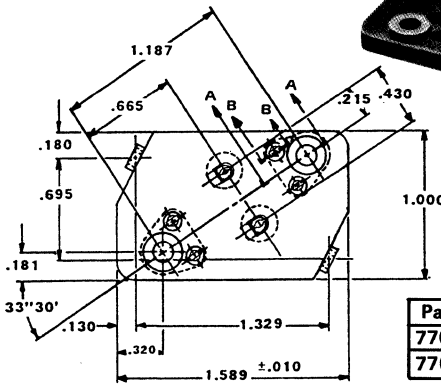

Part No.	C
770-1984	.040
770-1985	.080

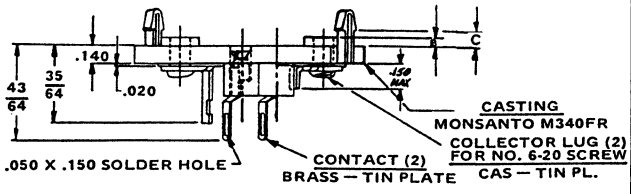

MATERIAL. Monsanto M340FR (Flame Retardant)
Collector Lug: Steel tin plate
Contacts: Brass tin plate

Fully molded compact construction, will Snap-Fit into .040 (770-1984) and .080 (770-1985) thick Heat Sinks or Panels. Speeds assembly of transistors. Will take insertion force of transistor without falling out of position.

FULLY MOLDED TO-3 SOCKET



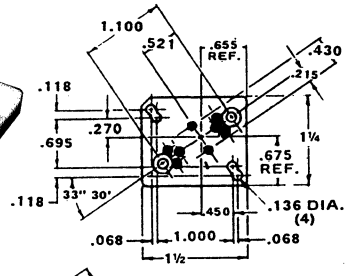

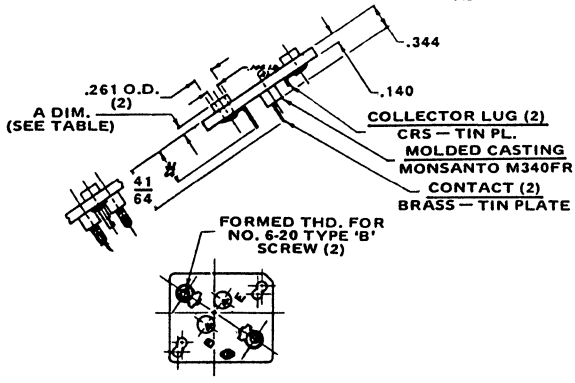

Pre-assembling the socket to the chassis by eyelets or rivets permits the installation of the semiconductor at a later stage in the assembly, the molded top boss eliminates hardware.

Part No.	"A" Dim.
770-1987	.050

Ideal where high temperature is incurred. Molded from Monsanto M340FR, this is a Flame Retardant material. Available in various boss heights.

30 GREAT JONES STREET
NEW YORK, N.Y. 10012-1115
(212) 777-6571 • FAX (212) 995-0161

FOR TO-66 CASE

For Silicon Controlled Rectifiers



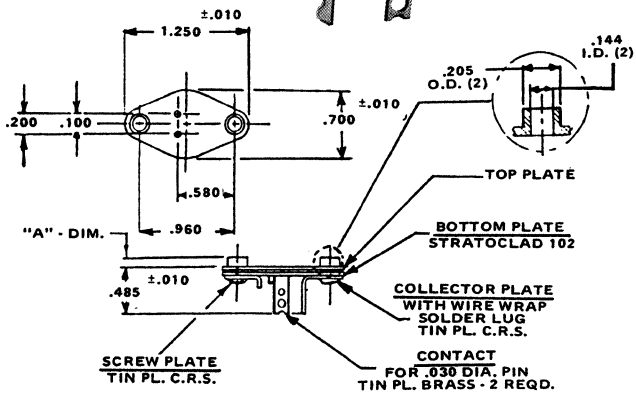

The socket is held underneath the chassis and the semiconductor is inserted into the contacts of the socket holding the assembly in position. The 6-20 screws engage the formed holes in the collector plate and complete the mounting.

MOLDED NYLON TOP PLATE BASE – PHENOLIC

Part No.	A Dim.
770-1989	.030
770-1990	.045
770-1991	.060
770-1992	.090

FOR TO-66 CASE

For Silicon Controlled Rectifiers

770-1993



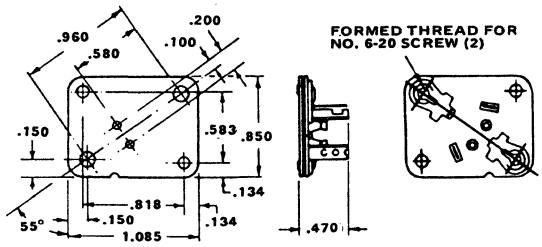

PHENOLIC TOP & BASE

Pre-assembling the socket to the chassis by eyelets or rivets permits the installation of the semiconductor at a later stage in the assembly.

FOR TO-66 CASE

For Silicon Controlled Rectifiers

770-1994



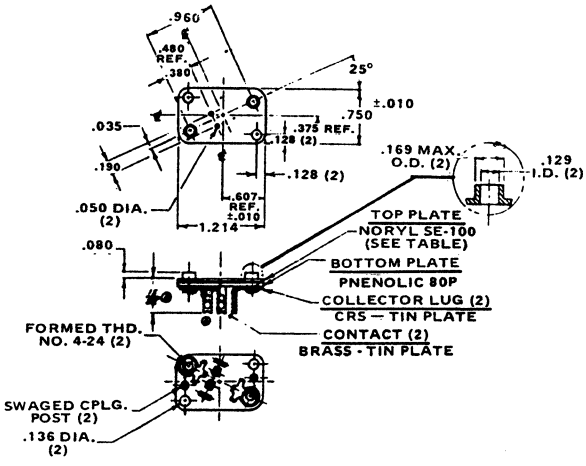

These sockets are pre-assembled to the chassis by either eyelets or rivets. Has .080 High Boss and eliminates the need of washers or bushings.

MOLDED NYLON TOP PLATE BASE – PHENOLIC

SNAP-IN SOCKET FOR TO-66

770-1995



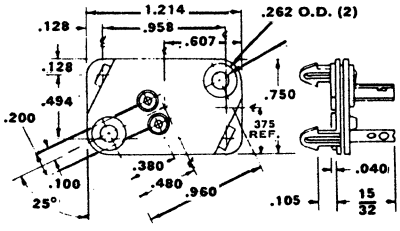

Two piece compact construction, will Snap-Fit into .080 thick Heat Sinks or Panels. Speeds assembly of transistors. Will take insertion force of transistor without falling out of position.

MATERIAL. Top plate (Monsanto M340FR) Flame Retardant
Bottom Plate (Stratoclad) Flame Retardant
Collector Lug: Steel tin plate
Contacts: Brass tin plate

MICA TRANSISTOR MOUNTING INSULATORS

SPECIFICATIONS

Material – .003 ± .001 thick mica
Thermal Conductivity – .009 watts per sq. in. per degree celsius per inch in thickness
Thermal Resistance – 1100°F.
Dielectric Constant – 7 at 1000 Kilohertz.

INSULATORS FOR TO-3 CASES

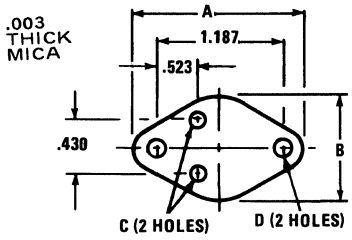

Part Number	A	B	C	D
770-1850	1.625	1.093	.093	.166
770-1801	1.655	1.063	.166	.166
770-1852	1.655	1.063	.052	.166

770-1860

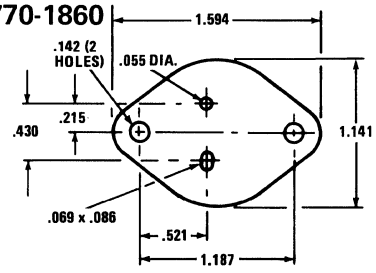

770-1861

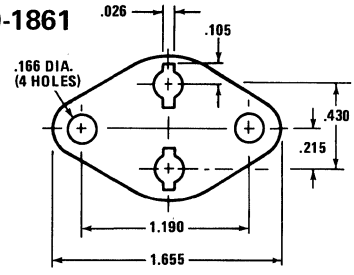

770-1863

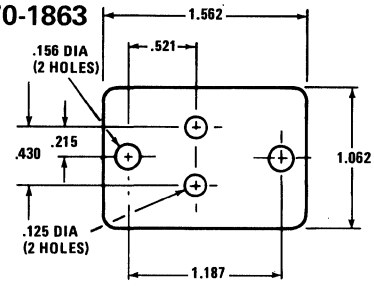

770-1865

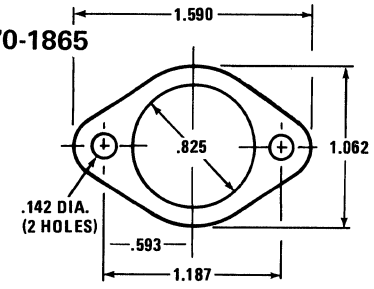

INSULATORS FOR TO-36 CASES

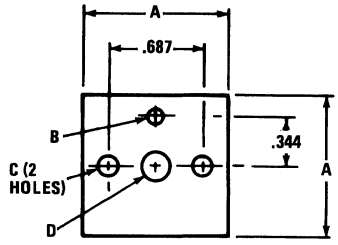

Part Number	A	B	C	D
770-1855	1.125	.130	.187	.203
770-1856	1.250	.140	.156	.203

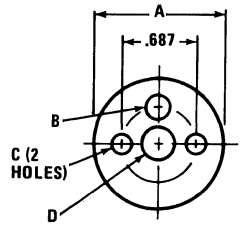

Part Number	A	B	C	D
770-1857	1.062	.187	.187	.187
770-1803	1.187	.187	.187	.250

INSULATORS FOR TO-66 CASES

770-1866

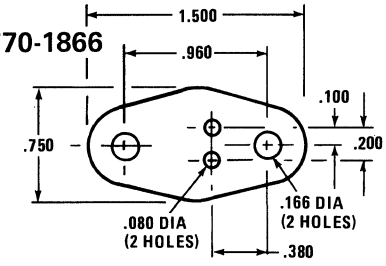

770-1867

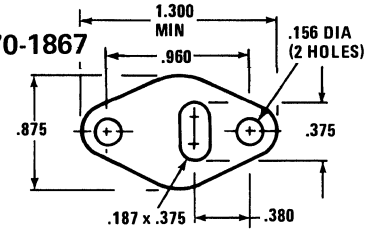

770-1802

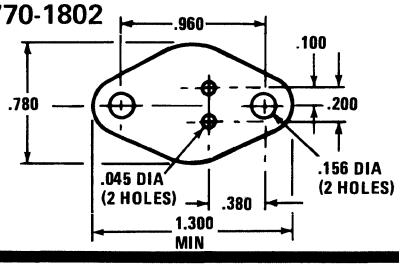

MICA WASHERS

Part Number	I.D. Inside Dia.	O.D. Outside Dia.	For Screw Size
770-1880	.120	.375	4
770-1881	.140	.375	6
770-1882	.171	.500	8
770-1883	.187	.625	10
770-1884	.265	.750	1/4
770-1885	.328	.875	5/16

PLASTIC CASE INSULATORS

770-1868

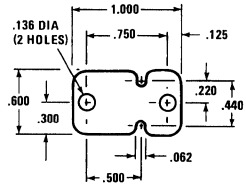

770-1869

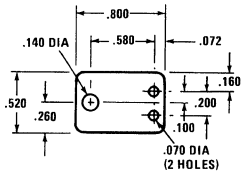

	A
770-1870	.141
770-1871	.115

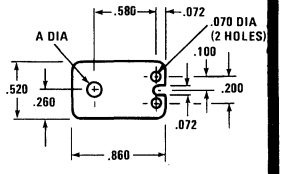

770-1872

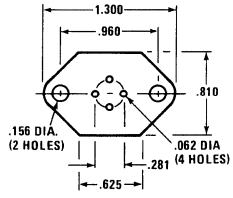

770-1873

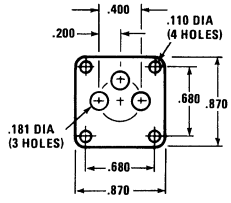

770-1875

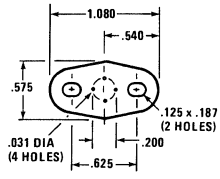

SPECIFY – CONCORD® "THE COMPONENT PEOPLE"

30 GREAT JONES STREET
NEW YORK, N.Y. 10012-1115
(212) 777-6571 • TWX 710-581-4930
FAX (212) 995-0161

TERMINAL STRIPS



STANDARD

LUG: Plated steel, spaced 3/8" centers
STRIP: Phenolic 3/8" wide x .062 thick
MOUNT: .140 hole for No. 6 screw

Concord No.	Fig.	Concord No.	Fig.
707-5001	A	707-5017	Q
707-5002	B	707-5018	R
707-5003	C	707-5019	S
707-5004	D	707-5020	T
707-5005	E	707-5021	U
707-5006	F	707-5022	V
707-5007	G	707-5023	W
707-5008	H	707-5024	X
707-5009	I	707-5025	Y
707-5010	J	707-5026	Z
707-5011	K	707-5027	AA
707-5012	L	707-5028	BB
707-5013	M	707-5029	CC
707-5014	N	707-5030	DD
707-5015	O	707-5031	EE
707-5016	P	707-5032	FF

MINIATURE

LUG: Plated steel, spaced 1/4" centers
STRIP: XP Phenolic 5/16" wide x .062 thick
MOUNT: .096 hole for No. 3 screw or 3/32 rivet

Concord No.	Fig.	Concord No.	Fig.
707-5101	A	707-5117	Q
707-5102	B	707-5118	R
707-5103	C	707-5119	S
707-5104	D	707-5120	T
707-5105	E	707-5121	U
707-5106	F	707-5122	V
707-5107	G	707-5123	W
707-5108	H	707-5124	X
707-5109	I	707-5125	Y
707-5110	J	707-5126	Z
707-5111	K	707-5127	AA
707-5112	L	707-5128	BB
707-5113	M	707-5129	CC
707-5114	N	707-5130	DD
707-5115	O	707-5131	EE
707-5116	P		

SCREW TYPE

LUG: BRASS, hot tinned, spaced 7/16" centers
SCREW: Plated steel, 6-32 x 3/8"
STRIP: XP Phenolic 5/8" wide x .062 thick

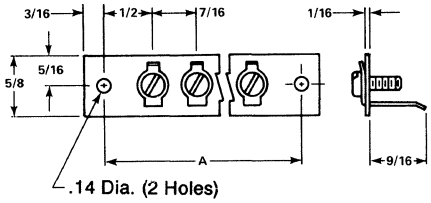

Concord No.	Terminals	"A"
707-5301	1	7/8"
707-5302	2	1-7/16"
707-5303	3	1-3/4"
707-5304	4	2-3/16"
707-5305	5	2-5/8"
707-5306	6	3-1/16"
707-5307	7	3-1/2"
707-5308	8	3-15/16"
707-5309	9	4-3/8"
707-5310	10	4-13/16"
707-5311	Shorting Link	

BRACKET TYPE

BRACKETS: Plated Steel, cadmiium
MOUNT: .140 I.D. for No. 6 screw
LUGS: Plated steel, cadmium, 3/8" centers
STRIPS: XP Phenolic 3/8" wide x .062 thick

Concord	Fig.	Lugs
707-5151	A	2
707-5152	C	3
707-5153	B	3
707-5154	B	4
707-5155	B	5
707-5156	B	6

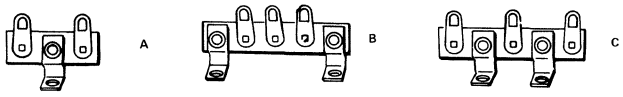

CONCORD®

"THE COMPONENT PEOPLE"

"T" TYPE

STRIP: XP Phenolic, 3/8" wide x .062 thick
MOUNT: .140 I.D. for No. 6 screw
LUGS: Plated steel, spaced 3/8" centers

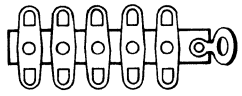

Concord No.	Lugs
707-5221	1
707-5222	2
707-5223	3
707-5224	4
707-5225	5

QUICK SLIDE OR SOLDER

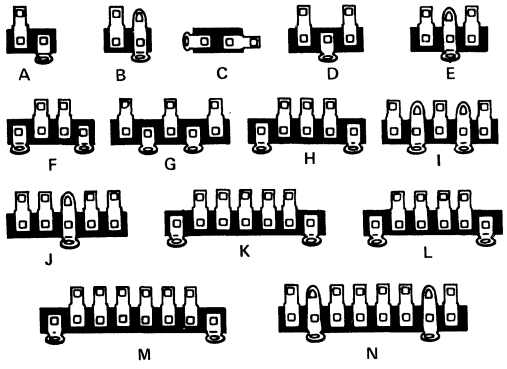

LUG: Plated steel, spaced 3/8"
STRIP: XP Phenolic 3/8" wide x .062 thick
MOUNT: .140" hole for No. 6 screw.
DESCR.: Quick Connect-disconnect:
Tie point solder
Wrap and Solder

Concord No.	Fig.	Concord No.	Fig.
707-5201	A	707-5208	H
707-5202	B	707-5209	I
707-5203	C	707-5210	J
707-5204	D	707-5211	K
707-5205	E	707-5212	L
707-5206	F	707-5213	M
707-5207	G	707-5214	N

CONCORD
THE COMPONENT PEOPLE

30 GREAT JONES STREET
NEW YORK, N.Y. 10012-1115
(212) 777-6571 • 1-800-847-4162
FAX (212) 995-0161

BATTERY HOLDER, LITHIUM COIN CELL

FEATURES AND BENEFITS

- **Compatability with existing board layouts** – The tails fit .036" minimum finished diameter plated-through holes.
- **Ease of use** – The tip of the positive (top) contact is located in from the edge to ease battery installation. Also, wide slots are provided around periphery for easier removal.
- **Beryllium Copper** – Use of fully heat-treated beryllium copper for the positive contact provides several benefits:
  - Excellent electrical conductivity.
  - Totally non-magnetic - an important design consideration when near sensitive chips.
  - High contact force with low stress-relaxation.
- **Contact design** – Both contacts are at a defined point, concentrating the spring normal force at the contact points.
- **These new battery holders provide a superior level of reliable, long-term performance.**

Dual Cell, 6 Volt

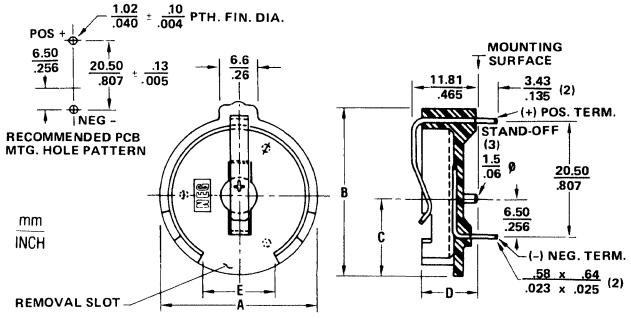

Single Cell, 3 Volt

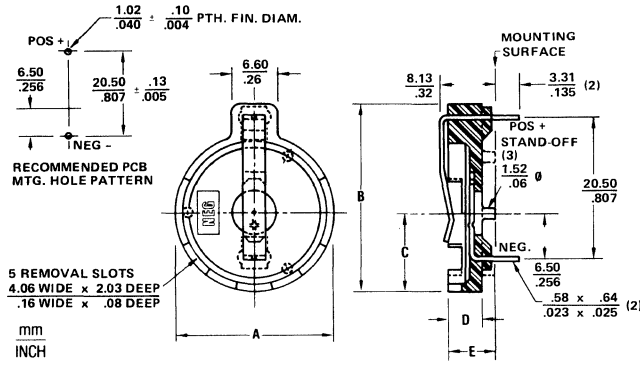

PART NO.	BATTERY	DIMENSIONS (mm/inches)				
		A	B	C	D	E
799-2023	BR 2325	25.65/1.010	28.83/1.135	12.83/.505	10.16/.400	15.2/.60

PART NO.	DIMENSIONS (mm/inches)				
	A	B	C	D	E
799-2001 799-2002 799-2003	22.86/.900	27.43/1.08	11.43/4.50	4.95/.195	6.86/2.70
799-2004 799-2005	25.40/1.00	28.78/1.13	12.70/.500	4.32/.170	6.99/.275
799-2007 799-2008	26.67/1.050	29.46/1.16	13.34/.525	4.32/.170	6.99/.275

SPECIFICATIONS

- Housing Material: Glass filled polyester, UL flammability rating 94 V-O. Color, black
- Contact Material: Positive—fully hardened Be Cu
  Negative—hard brass
  Finish—50μ" (1.27μm) min. nickel all-over
- Operating Temperature: 55°C to + 140°C
- Quality: Zero defect
- Batteries: Accepts two lithium coin cells in series (Dual Cell Type)

BATTERY HOLDER SELECTION GUIDE

BATTERY HOLDER P/N	GE SANYO VARTA	UNION CARBIDE (EVEREADY)	PANASONIC RAYOVAC	SAFT	DURACELL
799-2001	CR 2032	CR 2032	BR 2032 CR 2032		DL 2032
799-2002	CR 2025	CR 2025	CR 2025		DL 2025
799-2003	CR 2016	CR 2016	BR 2016 BR 2020 CR 2016	LM 2020	DL 2016
799-2004			BR 2325 BR 2330		
799-2005	CR 2316		BR 2320		
799-2007	CR 2430			LM 2425	DL 2430
799-2008	CR 2420				DL 2420

Battery holders also accept batteries with H designation (e.g. CR2032H), for high-drain applications.

30 GREAT JONES STREET
NEW YORK, N.Y. 10012
(212) 777-6571 • TWX 710-581-4930
FAX (212) 995-0161

BATTERY HOLDER, 1/2 AA

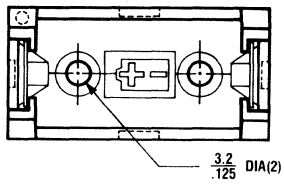

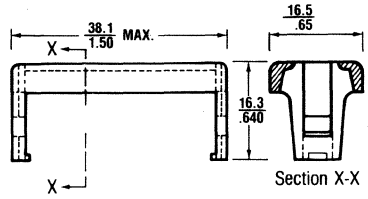

Cover Part No. 799-2051

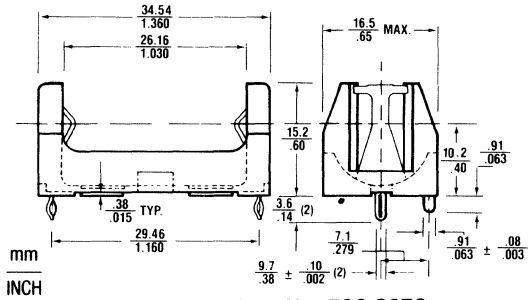

Holder Part No. 799-2050

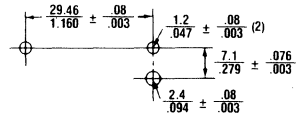

Recommended P.C.B. Layout

See Note (1)

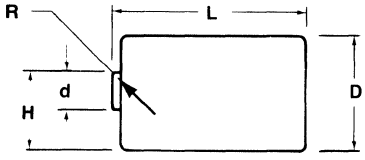

	Battery Dimensions (mm/inches)				
	L	D	d	H	R
MIN.	24.0/.945	13.5/.530	4.1/.160	8.8/.346	
MAX.	25.3/.996	15.0/.590			.51/.02

FEATURES:

- Retention tails grip PCB firmly during the wave soldering process.
- Tails are tin/lead plated to provide excellent soldering characteristics.
- Low profile.
- Cover holds battery securely in place.
- 1 lb. minimum normal force.

SPECIFICATIONS:

- **Housing Material:** 30% glass filled PBT, UL flammability rating 94 V-O. Color, black.
- **Contact Material:** Spring hard stainless steel.
- **Contact Finish:** 1.27μm(50μ") min. nickel all over, 3.81μm(150μ") min. tin/lead selective tails.
- **Cover Material:** Thermoplastic, UL flammability rating 94 V-O. Color, black.

NOTES:

1. Battery holder will fit 1.160-1.150 spacing on PCB.
2. Max. height above PCB .650" with battery and cover installed.
3. Max. length 1.500" with battery and cover installed.
4. Other sizes; consult factory.

SPECIFY – CONCORD® "THE COMPONENT PEOPLE"

30 GREAT JONES STREET
NEW YORK, N.Y. 10012
(212) 777-6571 • TWX 710 581-4930
FAX (212) 995-0161

FUSES

3AG GLASS BODY

Fast-Acting Type



1/4" Diameter
1-1/4" Long
Voltage Rating 250V

Rating	Blow Time
110%	4 Hours Min.
135%	1 Hour Max.
200%	5 Seconds. Max.

Part No.	Amperage Rating
799-0001	1/2
799-0002	1
799-0003	1-1/2
799-0004	2
799-0005	3
799-0006	4
799-0007	5

Listed by underwriters labs and certified by CSA

Slo-Blo Type



1/4" Diameter
1-1/4" Long

Rating	Blow Time
110%	4 Hours Min.
135%	1 Hour Max.
200%	5 Seconds Min.

Part No.	Amperage Rating
799-0011	1/2
799-0012	1
799-0013	1-1/2
799-0014	2
799-0015	3
799-0016	4
799-0017	5

Listed by underwriters lab and certified by CSA through 7 amperes. Recognized under the components program of U.L. from 8 to 30 amperes.

FUSE HOLDERS

Panel Mount Type for 3AG Fuses

- Rated @ 20 amperes for any voltage up to 250V. Dielectric withstanding voltage exceeds 2400 volts.
- Recognized under the components program of underwriters labs and certified by CSA.
- Mounting torque 15 lb in maximum panel thickness is .18.
- Body-molded black thermoset.
- Knob-bayonet style with lettering on top.
- Terminals - Copper - Tin plated, quick connect terminals brass nickel plated.
- Supplied with neoprene washer and hex nut.

Part Number	Head Style	Terminal Type
799-0021	Fluted	Right Angle
799-0022	Fluted	Straight Bottom
799-0023	Knurled	Straight Bottom

RIGHT ANGLE TERMINAL



Solder

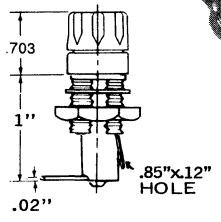

799-0021

Mounting Hole

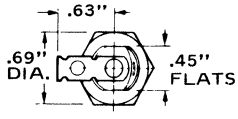

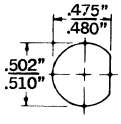

STRAIGHT BOTTOM TERMINAL



Solder

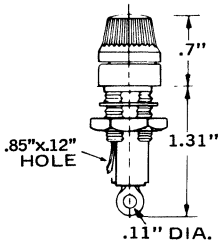

799-0023

Mounting Hole

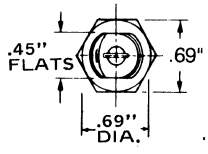

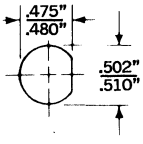

(799-0022 Not Shown)

30 GREAT JONES STREET
NEW YORK, N.Y. 10012-1115
(212) 777-6571 • FAX (212) 995-0161

FUSE BLOCKS

Molded Base
Solder Type Terminals

- Gray Polyester glass reinforced base UL 94VO flammability rating.
- Individual pole barriers for greater protection against clip damage and electrical shock.
- Minimum dielectric of 1500 volts RMS.
- Twelve pole units may be broken apart to obtain desired number of poles.
- Terminals, tin plated spring brass.
- Recognized under components program of underwriters labs and certified by CSA up to 300V and @ current ratings of 15A.



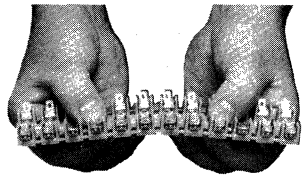

BREAK-AWAY POLE FEATURE

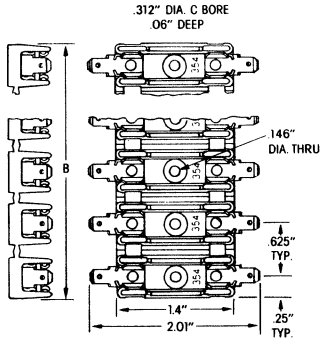

P.C. Board Type
(Single pole units only)
For 799-0030

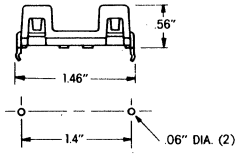

Part Number	No. of Poles	Dimension B
799-0030	1	.50
799-0031	1	.50
799-0032	2	1.12
799-0033	3	1.75
799-0034	4	2.38
799-0035	5	3.00
799-0036	6	3.63
799-0037	7	4.25
799-0038	8	4.88
799-0039	9	5.50
799-0040	10	6.13
799-0041	11	6.75
799-0042	12	7.38

Laminated Base

With screw terminals for 3AG fuses
15 Amp – UL approved
Nickel plated spring brass clips
8-32 thr'd screw type terminal
Black phenolic laminate base with UL94VO flammability rating
Mt'g hole .142/.147 dia. with .295/.302 X 82° C'sink.



Part Number	A	B	D	No. of Poles
799-0051	.78	2.38	.91	1
799-0052	1.69	2.38	.91	2

Board thickness .25
Overall height .69

FUSE CLIPS

P.C. BOARD TYPE



FIG.	PART NUMBER	STYLE
A	799-0061	EAR
A	799-0062	EARLESS
B	799-0067	EAR

MATERIAL SPRING, BRASS TIN PLATE

EAR TYPE ONLY SHOWN

FIG. A

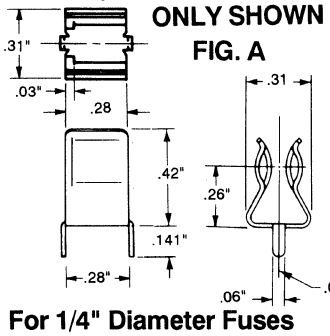

For 1/4" Diameter Fuses

FIG. B

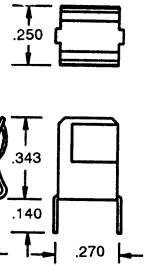

For 5mm PC CLIP

PC Tabs in Center

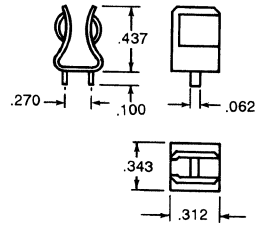



Part Number: 707-0830

Combination Clip/Terminal Type

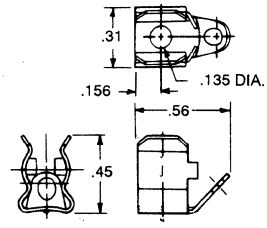

FUSE DIAMETER 1/4"

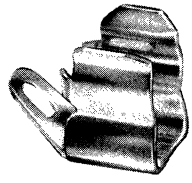

Part Number: 799-0065
45° ANGLE

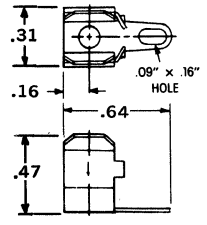

FUSE DIAMETER 1/4"



STRAIGHT TYPE
Part Number: 799-0066

Rivet/Eyelet Mount

Part Number	Style
799-0063	Ear
799-0064	Earless



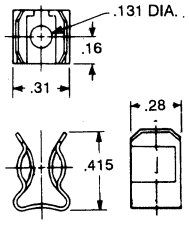

EAR TYPE ONLY SHOWN

30 GREAT JONES STREET
NEW YORK, N.Y. 10012-1115
(212) 777-6571 • FAX (212) 995-0161

HANDLES - FERRULES

FOLDING HANDLES

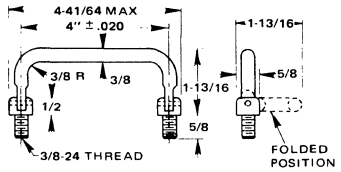

BRASS

SUPPLIED WITH NUTS AND LOCKWASHERS

Nickel Plate	Black Oxide	Folds
30-1000-1-1	30-1000-1-2	90°
30-1000-2-1	30-1000-2-2	180°

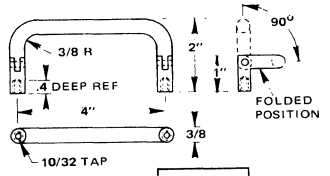

BRASS

Nickel Plate
30-1100-1

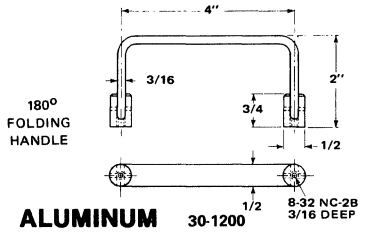

ALUMINUM 30-1200

ADJUSTABLE HANDLE

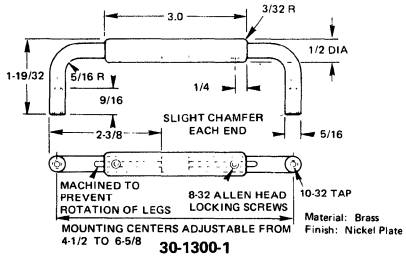

30-1300-1

OFFSET ROUND HANDLES

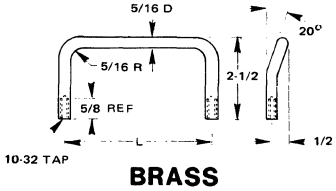

BRASS

Nickel Plate	Black Oxide	L
30-3405-1	30-3405-2	4½"
30-3410-1	30-3410-2	6½"

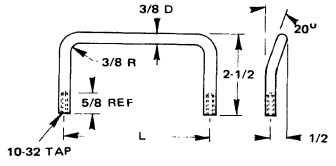

ALUMINUM

SEMI-FROST ANODIZE	BLACK ANODIZE	L
30-3505-12	30-3505-11	4½"
30-3510-12	30-3510-11	6½"

OVAL HANDLES

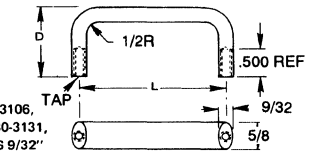

* FOR 30-3106, 30-3121, 30-3131, 30-3136 IS 9/32"

BRASS		ALUMINUM				
Nickel Plate	Black Oxide	Semi-frost Anodize	Black Anodize	L	D	Tap
30-3005-1	30-3005-2	30-3105-12	30-3105-11	3"	1-9/32	10-32
—	—	30-3106-12	30-3106-11	3"	1-9/32	10-24
30-3010-1	30-3010-2	30-3110-12	30-3110-11	3"	1-3/4	10-32
30-3015-1	30-3015-2	30-3115-12	30-3115-11	4"	1-3/4	10-32
30-3020-1	30-3020-2	30-3120-12	30-3120-11	4-9/16"	1-1/2	10-32
—	—	30-3121-12	30-3121-11	4-9/16"	1-1/2	10-24
30-3025-1	30-3025-2	30-3125-12	30-3125-11	4-9/16"	1-3/4	10-32
30-3030-1	30-3030-2	30-3130-12	30-3130-11	6-7/16"	1-3/4	10-32
—	—	30-3131-12	30-3131-11	6-7/16"	1-3/4	10-24
30-3035-1	30-3035-2	30-3135-12	30-3135-11	9"	1-3/4	10-32
—	—	30-3136-12	30-3136-11	9"	1-3/4	10-24

ROUND HANDLES

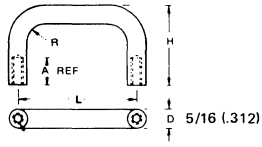

BRASS

Nickel Plate	Black Oxide	D	L	H	TAP	A	R
30-3209-1	30-3209-2	.312	2.000	1.312	8-32	.438	.312
30-3210-1	30-3210-2	.312	2.000	1.312	10-32	.625	.312
30-3205-1	30-3205-2	.312	2.000	1.500	10-32	.625	.312
30-3216-1	30-3216-2	.312	3.000	1.312	8-32	.438	.312
30-3215-1	30-3215-2	.312	3.000	1.312	10-32	.625	.312
30-3220-1	30-3220-2	.312	3.000	1.500	10-32	.625	.312
30-3230-1	30-3230-2	.312	4.000	1.500	10-32	.625	.312
30-3235-1	30-3235-2	.312	4.000	1.875	10-32	.625	.312
30-3225-1	30-3225-2	.312	4.250	1.500	10-32	.625	.312
30-3240-1	30-3240-2	.312	4.500	1.500	10-32	.625	.312
30-3245-1	30-3245-2	.312	4.562	1.500	10-32	.625	.312
30-3250-1	30-3250-2	.312	6.000	1.500	10-32	.625	.312
30-3255-1	30-3255-2	.312	6.438	1.500	10-32	.625	.312
30-3260-1	30-3260-2	.312	6.438	1.750	10-32	.625	.312
30-3265-1	30-3265-2	.312	6.500	1.500	10-32	.625	.312
30-3270-1	30-3270-2	.312	6.500	1.750	10-32	.625	.312

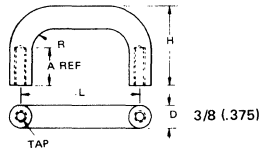

ALUMINUM

Black Anodize	Semi-frost Anodize	D	L	H	TAP	A	R
30-3305-11	30-3305-12	.375	2.000	1.312	10-32	.625	.375
30-3310-11	30-3310-12	.375	2.000	1.750	10-32	.625	.375
30-3315-11	30-3315-12	.375	2.500	1.750	10-32	.625	.375
30-3320-11	30-3320-12	.375	3.000	1.750	10-32	.625	.375
30-3325-11	30-3325-12	.375	4.000	1.750	10-32	.625	.375
30-3327-11	30-3327-12	.375	4.000	1.875	10-32	.625	.375
30-3328-11	30-3328-12	.375	4.000	1.875	12-24	.562	.375
30-3330-11	30-3330-12	.375	4.500	1.500	10-32	.625	.375
30-3335-11	30-3335-12	.375	4.500	1.750	10-32	.625	.375
30-3340-11	30-3340-12	.375	6.000	1.750	10-32	.625	.375
30-3345-11	30-3345-12	.375	6.438	1.750	10-32	.625	.375
30-3350-11	30-3350-12	.375	6.500	1.750	10-32	.625	.375

OVAL FOLDING HANDLE (BRASS)

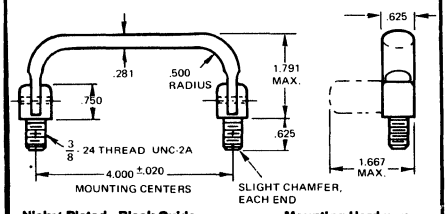

Nickel Plated	Black Oxide	Mounting Hardware
30-1400-1-1	30-1400-1-2	2 Positions 90° 2 Hex Brass Nuts
30-1400-2-1	30-1400-2-2	3 Positions 180° 2 Pl steel lockwashers

STAINLESS STEEL FOLDING HANDLE

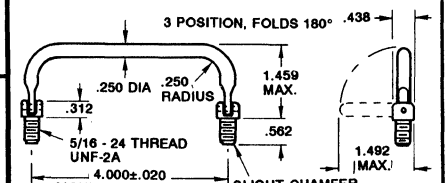

30-1600-2
MOUNTING HARDWARE
2 Hex Nuts, S.S.
2 Lock Washers, Steel

UNIVERSAL TEST LEAD KIT CONCORD NO. 01-5500

See Page 31 for Product Description

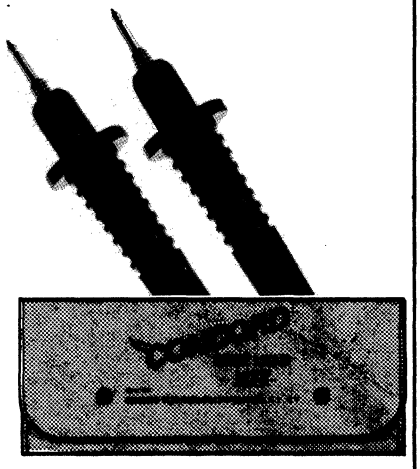

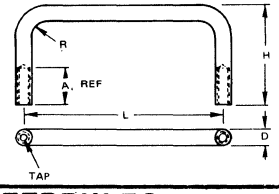

BRASS Nickel Plate	Black Oxide	ALUMINUM Black Anodize	Semi-frost Anodize	D	L	H	Tap	A	R
30-3282-1	30-3282-2	—	—	.156	.750	1.000	4-40	.380	.156
30-3285-1	30-3285-2	30-3370-11	30-3370-12	.156	1.250	1.000	4-40	.380	.188
30-3286-1	30-3286-2	30-3372-11	30-3372-12	.156	2.000	1.000	4-40	.380	.188
30-3287-1	30-3287-2	30-3374-11	30-3374-12	.156	3.000	1.000	4-40	.380	.188
30-3292-1	30-3292-2	30-3380-11	30-3380-12	.250	2.000	1.500	8-32	.560	.250
30-3294-1	30-3294-2	30-3385-11	30-3385-12	.250	3.000	1.500	8-32	.560	.250
30-3295-1	30-3295-2	30-3390-11	30-3390-12	.250	4.000	1.500	8-32	.560	.250
30-3296-1	30-3296-2	30-3395-11	30-3395-12	.250	6.000	1.500	8-32	.560	.250
30-3275-1	—	30-3375-11	—	.375	4.000	1.375	10-32	.375	.375
30-3276-1	—	30-3376-11	—	.375	6.000	1.375	10-32	.375	.375

FERRULES

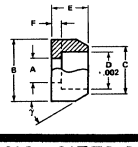

BRASS Nickel Plate	Black Oxide	ALUMINUM Semi-frost Anodize	Black Anodize	D	A	B	C	E	F	γ	For Handle Dia
30-3951-1	30-3951-2	30-3952-12	30-3952-11	.161	.116	.250	.200	.125	.047	22°	.156
30-3950-1	30-3950-2	30-3955-12	30-3955-11	.260	.204	.375	.320	.187	.062	16°	.250
30-3954-1	30-3954-2	—	—	.320	.221	.469	.406	.250	.062	13°	.312
30-3980-1	30-3980-2	—	—	.320	.221	.562	.406	.250	.062	30°	.312
—	—	30-3990-12	30-3990-11	.382	.250	.625	.469	.375	.093	30°	.375

FOR ADDITIONAL SIZES AND MATERIALS, CONTACT FACTORY

CONCORD
THE COMPONENT PEOPLE

30 GREAT JONES STREET
NEW YORK, N.Y. 10012-1115
(212) 777-6571 • 1-800-847-4162
FAX (212) 995-0161

EQUIPMENT HANDLES

Molded Grip Handles

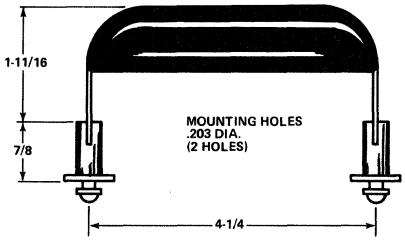

Manufactured of high impact styrene and nickel plated steel. Mounts with 10-32 machine screws — (supplied). Max. panel thickness 1/4", 76 lb. max. load.

Part No.	Color
790-2301	Black
790-2302	Grey

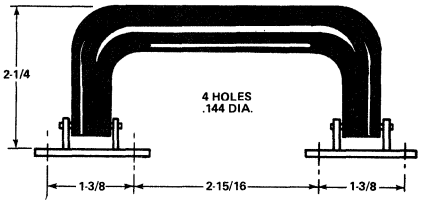

Mounts with rivets or #6 screws — (not supplied). Max. panel thickness — unlimited 60 lb. max. load. Folds flat to case.

Part No.	Color
790-2303	Black
790-2304	Grey

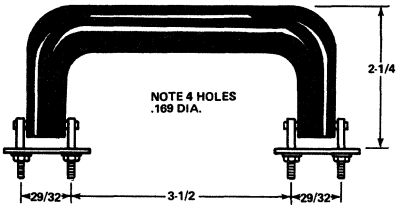

Mounts with integral 8-32 studs and nuts — (supplied). Max. panel thickness 3/8". 60 lb. max. load. Folds flat to case

Part No.	Color
790-2305	Black

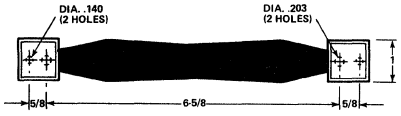

Spring Glide Handles

Manufactured of black vinyl. Contoured stitched, and chrome plated steel.

Mounts on panels up to 1/4" thick, 120 lb. max. load. Designed to lie flat on case when not in use. Will not rattle under vibration. Attaches with fold tabs on cap against rear bearing, washer plate, spring and washer plate can be secured with optional screws.

Part No.
790-2306

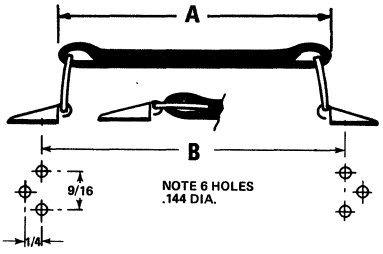

RETRACTO LINK HANDLES

Manufactured of black vinyl with matching stitching and nickel plated steel.

Mounts on panels up to 1/2" thk., 60 lb. max. load. Lies flat when not in use. Attaches with fold tabs against rear bearing plate which can be secured with #6 screws — (not supplied).

Part No.	"A"	"B"
790-2307	4-1/2	5-3/4
790-2308	5-1/2	6-5/8
790-2309	6-3/4	7-7/8

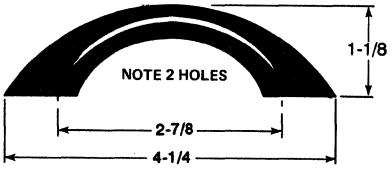

BAKELITE HANDLE

BLACK MOLDED PHENOLIC

Mounts with 8-32 screws — (not supplied). 40 lb. max. load.

Part No.
790-2260

PORTABLE POWER STRIPPER
701-2859

HAND HELD POWER DRIVER 3" X 3" X 10"
WEIGHT LESS THAN 2-1/4 LBS.

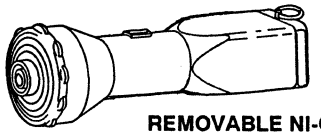

REMOVABLE NI-CAD BATTERY PAK (7.2 VOLT)
BATTERY CHARGER INCLUDED

CUTTER HEADS
(FOR USE WITH THE 701-2859)



701-2857	FOR RG-58/U
701-2858	FOR RG-59/U

WE CROSS REFERENCE MOST MAJOR MANUFACTURERS

CONCORD
THE COMPONENT PEOPLE

30 GREAT JONES STREET
NEW YORK, N.Y. 10012-1115
(212) 777-6571 • 1-800-847-4162
FAX (212) 995-0161

SOLDERLESS TERMINALS

RING TONGUE
MATERIAL: COPPER


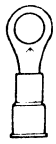

NON-INSULATED INSULATED

Wire Range (AWG)	Stud Size	Butted Seam Concord No.	Brazed Seam Concord No.	Vinyl Concord No.	Nylon Concord No.
26-24	2	701-2300	–	–	701-2305
	4	701-2301	–	–	701-2306
	6	701-2302	–	–	701-2307
	8	701-2303	–	–	701-2308
	10	701-2304	–	–	701-2309
22-18	2	701-2315	701-2325	701-2335	701-2345
	4	701-2001	701-2005	701-2009	701-2346
	6	701-2002	701-2006	701-2010	701-2347
	8	701-2003	701-2007	701-2011	701-2348
	10	701-2004	701-2008	701-2012	701-2349
	1/4	701-2320	701-2330	701-2340	701-2350
	5/16	701-2321	701-2331	701-2341	–
	5/16	–	–	–	701-2351
	3/8	701-2322	701-2332	701-2342	701-2352
16-14	2	701-2458	701-2466	701-2475	701-2485
	4	701-2459	701-2467	701-2476	701-2486
	6	701-2013	701-2016	701-2019	701-2487
	8	701-2014	701-2017	701-2020	701-2488
	10	701-2015	701-2018	701-2021	701-2489
	1/4	701-2463	701-2471	701-2480	701-2490
	5/16	701-2464	701-2472	701-2481	701-2491
	3/8	701-2465	701-2473	701-2482	701-2492
12-10	4	701-2620	701-2630	701-2640	701-2650
	6	701-2022	701-2026	701-2030	701-2651
	8	701-2023	701-2027	701-2031	701-2652
	10	701-2024	701-2028	701-2032	701-2653
	1/4	701-2025	701-2029	701-2033	701-2654
	5/16	701-2625	701-2635	701-2645	701-2655
	3/8	701-2626	701-2636	701-2646	701-2656
	1/2	701-2627	701-2637	701-2647	701-2657

SPADE
MATERIAL: COPPER

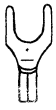


NON-INSULATED INSULATED

Wire Range (AWG)	Stud Size	Butted Seam Concord No.	Brazed Seam Concord No.	Vinyl Concord No.	Nylon Concord No.
26-24	4	701-2310	–	–	701-2313
	6	701-2311	–	–	701-2314
22-18	6	701-2034	701-2037	701-2040	701-2385
	8	701-2035	701-2038	701-2041	701-2386
	10	701-2036	701-2039	701-2042	701-2387
16-14	6	701-2043	701-2046	701-2049	701-2530
	8	701-2044	701-2047	701-2050	701-2531
	10	701-2045	701-2048	701-2051	701-2532
12-10	6	701-2052	701-2055	701-2058	701-2680
	8	701-2053	701-2056	701-2059	701-2681
	10	701-2054	701-2057	701-2060	701-2682

BLOCK SPADE
MATERIAL: COPPER


NON-INSULATED INSULATED

Wire Range (AWG)	Stud Size	Butted Seam Concord No.	Brazed Seam Concord No.	Vinyl Concord No.	Nylon Concord No.
22-18	6	701-2400	701-2405	701-2410	701-2415
	8	701-2401	701-2406	701-2411	701-2416
	10	701-2402	701-2407	701-2412	701-2417
16-14	6	701-2550	701-2555	701-2560	701-2565
	8	701-2551	701-2556	701-2561	701-2566
	10	701-2552	701-2557	701-2562	701-2567
12-10	6	701-2700	701-2705	701-2710	701-2715
	8	701-2701	701-2706	701-2711	701-2716
	10	701-2702	701-2707	701-2712	701-2717

FLANGED BLOCK SPADE
MATERIAL: COPPER


NON-INSULATED INSULATED

Wire Range (AWG)	Stud Size	Butted Seam Concord No.	Brazed Seam Concord No.	Vinyl Concord No.	Nylon Concord No.
22-18	6	701-2420	701-2425	701-2430	701-2435
	8	701-2421	701-2426	701-2431	701-2436
	10	701-2422	701-2427	701-2432	701-2437
16-14	6	701-2570	701-2575	701-2580	701-2585
	8	701-2571	701-2576	701-2581	701-2586
	10	701-2572	701-2577	701-2582	701-2587

SNAP-SPADE
MATERIAL: COPPER


NON-INSULATED INSULATED

Wire Range (AWG)	Stud Size	Butted Seam Concord No.	Vinyl Concord No.
22-18	4	701-2390	701-2395
	6	701-2391	701-2396
	8	701-2392	701-2397
	10	701-2393	701-2398
16-14	4	701-2535	701-2540
	6	701-2536	701-2541
	8	701-2537	701-2542
	10	701-2538	701-2543
12-10	6	701-2685	701-2690
	8	701-2686	701-2691
	10	701-2687	701-2692
	1/4	701-2688	701-2693

HOOK
MATERIAL: COPPER


NON-INSULATED INSULATED

Wire Range (AWG)	Stud Size	Butted Seam Concord No.	Vinyl Concord No.	Nylon Concord No.
22-18	6	701-2440	701-2450	701-2455
	8	701-2441	701-2451	701-2456
	10	701-2442	701-2452	701-2457
16-14	6	701-2600	701-2610	701-2615
	8	701-2601	701-2611	701-2616
	10	701-2602	701-2612	701-2617
12-10	6	701-2720	701-2730	701-2735
	8	701-2721	701-2731	701-2736

MULTI-STUD
MATERIAL: COPPER

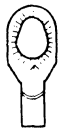


NON-INSULATED INSULATED

Wire Range (AWG)	Stud Size	Butted Seam Concord No.	Vinyl Concord No.
22-18	2-4-6	701-2360	701-2365
	6-8-10	701-2361	701-2366
16-14	2-4-6	701-2505	701-2510
	6-8-10	701-2506	701-2511
12-10	6-8-10	701-2665	701-2667

SPECIFY – CONCORD® "THE COMPONENT PEOPLE"

COLOR CHART			
CLEAR (AMBER):	26-24AWG	BLUE:	16-14AWG
RED:	22-18AWG	YELLOW:	12-10AWG

30 GREAT JONES STREET
NEW YORK, N.Y. 10012-1115
(212) 777-6571 • 1-800-847-4162
FAX (212) 995-0161

SOLDERLESS TERMINALS

SLOTTED RING TONGUE
MATERIAL: COPPER

INSULATED

Wire Range (AWG)	Stud Size	Nylon Concord No.
26-24	6	701-2316

FLAG TERMINAL
MATERIAL: COPPER

NON-INSULATED FLAG TERMINAL

Wire Range (AWG)	Stud Size	Butted Seam Concord No.
22-18	6	701-2355
	8	701-2356
	10	701-2357
16-14	6	701-2500
	8	701-2501
	10	701-2502
12-10	6	701-2660
	8	701-2661
	10	701-2662

FEMALE
MATERIAL: TIN-PLATED BRASS

NON-INSULATED

INSULATED

Wire Range (AWG)	Mates with Male Tab Width (W') x Thickness	Concord No.	Concord No.
22-18	.187 x .020	701-2071	701-2069
	.250 x .032	701-2066	701-2061
16-14	.187 x .020	701-2072	.701-2070
	.250 x .032	701-2067	701-2062
14-12	.250 x .032	701-2068	–
12-10	.250 x .032	–	701-2063

QUICK SLIDES

MALE
MATERIAL: COPPER

NON-INSULATED

INSULATED

Wire Range (AWG)	Male Tab Width (W") x Thickness	Concord No.	VINYL Concord No.
22-18	.187 x .020	701-2741	701-2085
	.250 x .032	701-2075	701-2073
16-14	.187 x .020	701-2740	701-2743
	.250 x .032	701-2076	701-2074

FEMALE
MATERIAL: TIN-PLATED BRASS

FULLY INSULATED NYLON

Wire Range (AWG)	Mates with Male Tab Width (W') x Thickness	Concord No.
22-18	.250 x .032	701-2064
16-14	.250 x .032	701-2065

MALE
MATERIAL: TIN-PLATED BRASS

FULLY INSULATED NYLON

Wire Range (AWG)	Male Tab Width (W') x Thickness	Concord No.
22-18	.250 x .032	701-2752
16-14	.250 x .032	701-2753

VINYL INSULATED DOUBLE MALE
MATERIAL: COPPER TIN-PLATED

Male Tab Width (W') x Thickness	Concord No.
.250 x .030	701-2771

QUICK SLIDE ACCESSORIES

FEMALE QUICK SLIDE FLAG
MATERIAL: TIN-PLATED BRASS

NON-INSULATED BUTTED SEAM

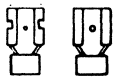

Wire Range (AWG)	Mates with Male Tab Width (W') x Thickness	Concord No.
22-18	.187 x .020	701-2760
	.250 x .032	701-2761
16-14	.187 x .020	701-2762
	.250 x .032	701-2763

MULTI-STACK DISCONNECT
MATERIAL: TIN-PLATED BRASS

NON-INSULATED BUTTED SEAM

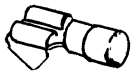

INSULATED

Wire Range (AWG)	Mates with Fem. & Male Width (W') x Thickness	Concord No.	VINYL Concord No.
22-18	.250 x .032	701-2780	701-2784
16-14	.250 x .032	701-2781	701-2785

SELF-MATING CROSS-LOCK
MATERIAL: BRASS TIN-PLATED

NON-INSULATED

INSULATED

Wire Range (AWG)	Tab Width W'	Tab Thickness	Concord No.	Concord No.
22-18	.250	Self-mating parts	701-2773	701-2776
16-14	.250		701-2774	701-2777

FEMALE DOUBLE ADAPTER

MATERIAL: BRASS

MALE DOUBLE ADAPTER

MATERIAL: BRASS

Width (W) x Thickness	Concord No.	Width (W) x Thickness	Concord No.
.250 x .032	701-2788	.250 x .032	701-2789

SPECIFY – CONCORD® "THE COMPONENT PEOPLE"

COLOR CHART

CLEAR (AMBER):	26-24AWG	BLUE:	16-14AWG
RED:	22-18AWG	YELLOW:	12-10AWG

30 GREAT JONES STREET
NEW YORK, N.Y. 10012-1115
(212) 777-6571 • 1-800-847-4162
FAX (212) 995-0161

CONNECTORS

BUTT CONNECTOR
MATERIAL: COPPER

NON-INSULATED INSULATED

Wire Range (AWG)	Butted Seam Concord No.	Vinyl Concord No.	Nylon Concord No.
26-24	701-2800	–	701-2810
22-18	701-2089	701-2095	–
16-14	701-2090	701-2096	–
12-10	701-2091	701-2097	–

PARALLEL CONNECTOR
MATERIAL: COPPER

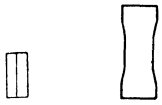

Wire Range (AWG)	Butted Seam Concord No.	Vinyl Concord No.
22-18	701-2080	701-2086
16-14	701-2081	701-2087
12-10	701-2082	701-2088

CLOSED END CONNECTOR
MATERIAL: COPPER

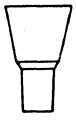

INSULATED

Wire Range (AWG)	Nylon Concord No.
22-14	701-2077
18-10	701-2079

DOUBLE FEMALE SNAP RECEPTACLE
MATERIAL: BRASS

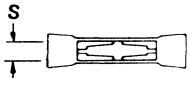

Mating Snap Dia. S	Vinyl Concord No.
.156	701-2855

3-WAY CONNECTOR
MATERIAL: COPPER

INSULATED

Wire Range (AWG)	Vinyl Concord No.
22-18	701-2830
16-14	701-2831
12-10	701-2832

4-WAY CONNECTOR
MATERIAL: COPPER

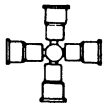

INSULATED

Wire Range (AWG)	Vinyl Concord No.
22-18	701-2840
16-14	701-2841
12-10	701-2842

MALE SNAP PLUG
MATERIAL: COPPER

Wire Range (AWG)	Mating Snap Dia. S	Vinyl Concord No.
16-14	.156	701-2850
16-14	.180	701-2851

MALE TABS (RING TONGUE)
MATERIAL: COPPER TIN-PLATED

Stud Size	Male Tab Width (W') x Thickness	Concord No.
6	.250 x .030	701-2795
8	.250 x .030	701-2796
10	.250 x .030	701-2797

WE SHIP FROM STOCK

SPECIFY – CONCORD® "THE COMPONENT PEOPLE"

COLOR CHART

CLEAR (AMBER):	26-24AWG	BLUE:	16-14AWG
RED:	22-18AWG	YELLOW:	12-10AWG

30 GREAT JONES STREET
NEW YORK, N.Y. 10012-1115
(212) 777-6571 • 1-800-847-4162
FAX (212) 995-0161

CONCORD SOLDER LUGS & TERMINALS

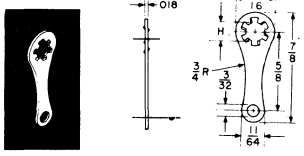

Part No.	"H"
707-1004	No. 4
707-1006	No. 6
707-1008	No. 8

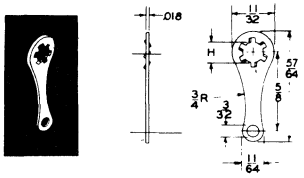

Part No.	"H"
707-1010	No. 10

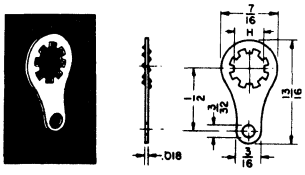

Part No.	"H"
707-1014	1/4

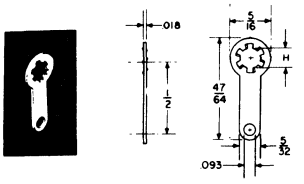

Part No.	"H"
707-1104	No. 4
707-1106	No. 6
707-1108	No. 8

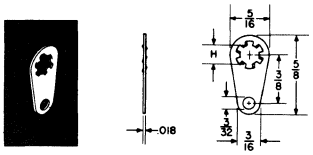

Part No.	"H"
707-1204	No. 4
707-1206	No. 6
707-1208	No. 8

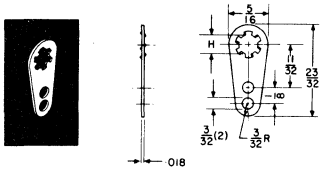

Part No.	"H"
707-1304	No. 4
707-1306	No. 6
707-1308	No. 8

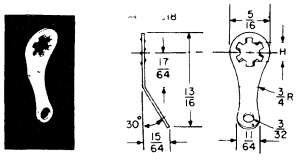

Part No.	"H"
707-1404	No. 4
707-1406	No. 6
707-1408	No. 8

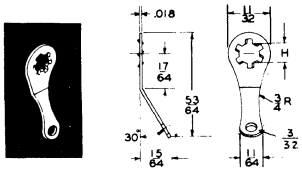

Part No.	"H"
707-1410	No. 10

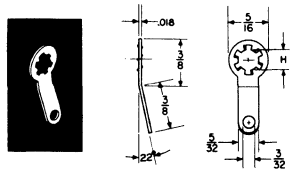

Part No.	"H"
707-1504	No. 4
707-1506	No. 6
707-1508	No. 8

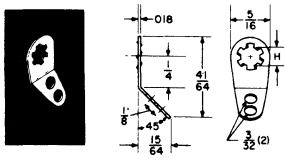

Part No.	"H"
707-1604	No. 4
707-1606	No. 6
707-1608	No. 8

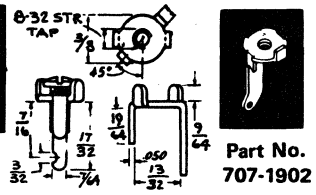

Part No. 707-1904

Part No. 707-1902

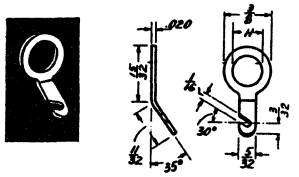

Part No.	"H"
707-1772	1/4

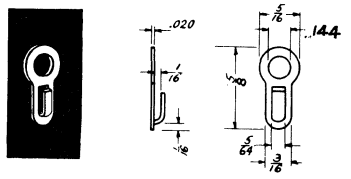

Part No.
707-1700

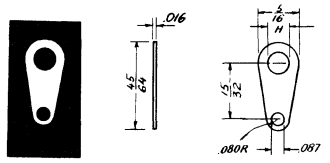

Part No.	"H"
707-1704	.120
707-1706	.144
707-1708	.169
707-1710	.196

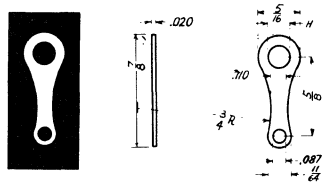

Part No.	"H"
707-1724	.120
707-1726	.144
707-1728	.169
707-1730	.196

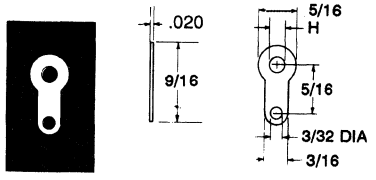

Part No.	"H"
707-1744	.120
707-1746	.144
707-1748	.169

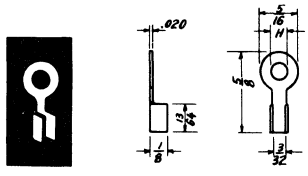

Part No.	"H"
707-1756	.144
707-1758	.169

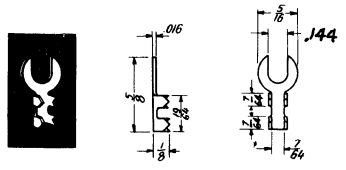

Part No.
707-1770

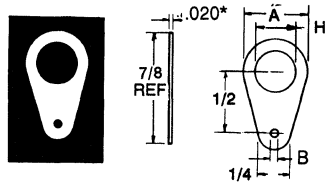

Part No.	"H"	"A"	"B"
707-1774	25/64	9/16	5/64
707-1775	.315	15/32	1/16

* .018 for P/N 707-1774

CONCORD ELECTRONICS CORPORATION

30 GREAT JONES STREET, NEW YORK, N.Y. 10012
(212) 777-6571 • 1-800-847-4162 • FAX (212) 995-0161



MACHINE SCREWS ROUND HEAD
Steel, plated

2-56 x 1/4	701-7002
2-56 x 1/2	701-7004
2-5/6 x 3/4	701-7006
3-48 x 3/4	701-7010
4-40 x 1/4	701-7015
4-40 x 3/8	701-7016
4-40 x 1/2	701-7017
4-40 x 5/8	701-7018
4-40 x 3/4	701-7019
6-32 x 1/4	701-7024
6-32 x 3/8	701-7025
6-32 x 1/2	701-7026
6-32 x 5/8	701-7027
6-32 x 3/4	701-7028
6-32 x 1	701-7029
8-32 x 1/4	701-7035
8-32 x 3/8	701-7036
8-32 x 1/2	701-7037
8-32 x 5/8	701-7038
8-32 x 3/4	701-7039
10-32 x 1/4	701-7045
10-32 x 1/2	701-7046
10-32 x 3/4	701-7047
10-32 x 1	701-7048

MACHINE SCREWS ROUND HEAD
Brass, plated

4-40 x 1/4	701-7215
4-40 x 3/8	701-7216
4-40 x 1/2	701-7217
6-32 x 1/4	701-7224
6-32 x 3/8	701-7225
6-32 x 1/2	701-7226
8-32 x 1/4	701-7235
8-32 x 3/8	701-7236
8-32 x 1/2	701-7237

MACHINE SCREWS BINDING HEAD
Steel, plated

2-56 x 1/4	701-7102
2-56 x 1/2	701-7104
2-56 x 5/8	701-7105
3-48 x 1/4	701-7110
4-40 x 1/4	701-7115
4-40 x 1/2	701-7117
4-40 x 3/4	701-7119
6-32 x 1/8	701-7122
6-32 x 3/16	701-7123
6-32 x 1/4	701-7124
6-32 x 3/8	701-7125
6-32 x 1/2	701-7126
6-32 x 5/8	701-7127
6-32 x 3/4	701-7128
8-32 x 1/4	701-7135
8-32 x 5/16	701-7136
8-32 x 3/8	701-7137
8-32 x 1/2	701-7138
8-32 x 3/4	701-7139
10-32 x 1/2	701-7145
10-32 x 3/4	701-7147



MACHINE SCREWS OVAL HEAD RACK SCREWS
Steel, plated

6-32 x 3/4	701-7178
8-32 x 3/4	701-7188
10-32 x 1/2	701-7196
10-32 x 3/4	701-7198

COUNTER SUNK WASHERS
Steel, nickel-plated

No. 6	701-7796
No. 8	701-7798
No. 10	701-7799

HEXAGON NUTS
Brass, plated

2-56 x 3/16 x 1/16	701-7312
3-48 x 3/16 x 1/16	701-7315
4-40 x 1/4 x 3/32	701-7317
6-32 x 1/4 x 3/32	701-7319
6-32 x 5/16 x 7/64	701-7320
8-32 x 1/4 x 3/32	701-7322
8-32 x 5/16 x 7/64	701-7324
8-32 x 11/32 x 1/8	701-7323
10-32 x 5/16 x 7/64	701-7325
10-32 x 3/8 x 1/8	701-7326

VOLUME CONTROL—SWITCH AND POTENTIOMETER NUTS
Hex brass, nickel-plated

1/4-20 x 7/16 x 3/16	701-7410
1/4-28 x 3/8 x 3/32	701-7411
1/4-28 x 3/8 x 1/8	701-7412
1/4-32 x 5/16 x 5/64	701-7413
1/4-32 x 11/32 x 3/32	701-7414
1/4-32 x 3/8 x 3/32	701-7415
5/16-32 x 7/16 x .101	701-7420
5/16-32 x 3/8 x 3/32	701-7421
3/8-32 x 1/2 x 3/32	701-7425
* 3/8-32 x 1/2 x 3/32	701-7426
3/8-32 x 9/16 x 3/32	701-7427
15/32-32 x 9/16 x 5/64	701-7430
15/32-32 x 9/16 x 3/32	701-7432

• Steel plated

RING NUTS
Brass, nickel-plated

3/8-32 x 1/2 x 1/16	701-7440
15/32-32 x 9/16 x 1/16	701-7441

HEXAGON NUTS
Steel, plated

2-56 x 3/16 x 1/16	701-7352
3-48 x 3/16 x 1/16	701-7355
4-40 x 1/4 x 3/32	701-7357
6-32 x 1/4 x 3/32	701-7359
6-32 x 5/16 x 7/64	701-7360
8-32 x 5/16 x 7/64	701-7364
10-32 x 3/8 x 1/8	701-7365
1/4-20 x 7/16 x 3/16	701-7370

NYLON SCREWS Binding Head

4-40x1/4	701-6515	6-32x5/8	701-6528
4-40x3/8	701-6516	6-32x3/4	701-6529
4-40x1/2	701-6517	8-32x1/4	701-6544
6-32x1/4	701-6525	8-32x3/8	701-6545
6-32x3/8	701-6526	8-32x1/2	701-6546
6-32x1/2	701-6527	8-32x5/8	701-6547

NYLON SCREWS Round Head

4-40x1/4	701-6615	6-32x5/8	701-6628
4-40x3/8	701-6616	6-32x3/4	701-6629
4-40x1/2	701-6617	8-32x1/4	701-6644
6-32x1/4	701-6625	8-32x3/8	701-6645
6-32x3/8	701-6626	8-32x1/2	701-6646
6-32x1/2	701-6627	8-32x5/8	701-6647

NYLON SCREWS Flat Head

4-40x1/4	701-6715	6-32x5/8	701-6728
4-40x3/8	701-6716	6-32x3/4	701-6729
4-40x1/2	701-6717	8-32x1/4	701-6744
6-32x1/4	701-6725	8-32x3/8	701-6745
6-32x3/8	701-6726	8-32x1/2	701-6746
6-32x1/2	701-6727	8-32x5/8	701-6747

NYLON NUTS HEXAGON

4-40 x 1/4	701-7570
6-32 x 5/16	701-7572
8-32 x 11/32	701-7574
10-32 x 3/8	701-7576

KNURLED THUMB NUTS
Brass, nickel-plated

6-32 x 3/8 x 1/4	701-7601
8-32 x 7/16 x 5/16	701-7602
10-24 x 1/2 x 21/64	701-7603
10-32 x 1/2 x 21/64	701-7604
1/4-20 x 5/8 x 3/8	701-7605

BATTERY NUTS
Brass, nickel-plated

6-32 x 11/32 x 13/64	701-7606
8-32 x 11/32 x 13/64	701-7608

LOCKWASHERS
Internal tooth
Steel, plated

I.D. Clear	O.D.	THK.	
No. 2	3/16	.010	701-7702
No. 2	7/32	.012	701-7703
No. 4	1/4	.015	701-7704
No. 6	9/32	.018	701-7706
No. 8	11/32	.020	701-7708
No. 10	3/8	.022	701-7710
1/4	15/32	.026	701-7714
3/8	11/16	.032	701-7718
3/8	1/2	.018	701-7719
15/32	19/32	.020	701-7720

External tooth
Steel, plated

I.D. Clear	O.D.	THK.	
No. 4	1/4	.015	701-7724
No. 6	5/16	.018	701-7726
No. 8	3/8	.020	701-7728
No. 10	13/32	.022	701-7730
1/4	1/2	.026	701-7734
3/8	11/16	.032	701-7738

(SPLIT) LOCKWASHERS
Steel Plated

I.D. CLEAR	
NO. 4	701-7774
NO. 6	701-7776
NO. 10	701-7781
1/4	701-7782
5/16	701-7783

FLAT WASHERS
Steel, plated

I.D. Clear	O.D.	THK.	
No. 2	1/4	1/32	701-7742
No. 4	5/16	1/32	701-7744
No. 6	3/8	1/32	701-7746
No. 8	3/8	1/32	701-7748
No. 10	3/8	1/32	701-7750
1/4	9/16	3/64	701-7754
3/8	5/8	1/32	701-7758

Miniature Diameters on Request.

Prices on Bulk Quantities available on request.

Available in Brass, Stainless Steel, and all Finishes.

Available in all Head Styles, both Slotted and Phillips.

CONCORD
THE COMPONENT PEOPLE

30 GREAT JONES STREET
NEW YORK, N.Y. 10012-1115
(212) 777-6571 • 1-800-847-4162
FAX (212) 995-0161

BUTTON HEAD HEX-SOCKET CAP SCREWS

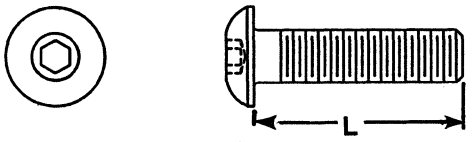

FIG. 1

FLAT HEAD HEX-SOCKET CAP SCREWS

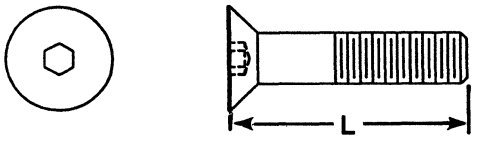

FIG. 2

(BUTTON HEAD) STAINLESS STEEL PER ASTM F837 FIG 1	(BUTTON HEAD) STEEL, PER ASTM A574 BLACK FIG 1	(FLAT HEAD) STAINLESS STEEL PER ASTM F837 FIG 2	(FLAT HEAD) STEEL PER ASTM A574 BLACK FIG 2	THD X LENGTH
701-7801	701-7826	701-7851	701-7876	4-40 X 1/4
701-7802	701-7827	701-7852	701-7877	4-40 X 3/8
701-7803	701-7828	701-7853	701-7878	4-40 X 1/2
701-7804	701-7829	701-7854	701-7879	4-40 X 3/4
701-7805	701-7830	701-7855	701-7880	6-32 X 1/4
701-7806	701-7831	701-7856	701-7881	6-32 X 3/8
701-7807	701-7832	701-7857	701-7882	6-32 X 1/2
701-7808	701-7833	701-7858	701-7883	6-32 X 5/8
701-7809	—	701-7859	701-7884	6-32 X 7/8
701-7810	701-7835	701-7860	701-7885	6-32 X 1
701-7811	701-7836	701-7861	701-7886	8-32 X 3/8
701-7812	701-7837	701-7862	701-7887	8-32 X 1/2
701-7813	701-7838	701-7863	701-7888	8-32 X 5/8
701-7814	701-7839	701-7864	701-7889	8-32 X 3/4
701-7815	701-7840	701-7865	701-7890	8-32 X 1
701-7816	701-7841	701-7866	701-7891	8-32 X 1-1/2
701-7817	701-7842	701-7867	701-7892	10-32 X 1/2
701-7818	701-7843	701-7868	701-7893	10-32 X 3/4
701-7819	701-7844	701-7869	701-7894	10-32 X 1
701-7820	701-7845	701-7870	701-7895	10-32 X 1-1/2
701-7821	701-7846	701-7871	701-7896	10-32 X 2

FOR ADDITIONAL SIZES AND MATERIALS, CONTACT FACTORY

SPECIFY – CONCORD® "THE COMPONENT PEOPLE"

30 GREAT JONES STREET
NEW YORK, N.Y. 10012-1115
(212) 777-6571 • 1-800-847-4162
FAX (212) 995-0161

MILITARY SPECIFICATION PART NUMBER CROSS REFERENCE

MIL-C-39024

MIL-C-39024	CONCORD
M39024/4-01	09-9203-1-03519
M39024/4-02	09-9203-1-03512
M39024/4-03	09-9203-1-03510
M39024/4-04	09-9203-1-03511
M39024/4-05	09-9203-1-03515
M39024/4-06	09-9203-1-03513
M39024/4-07	09-9203-1-03516
M39024/4-08	09-9203-1-03514
M39024/4-09	09-9203-1-03518
M39024/4-10	09-9203-1-03517
M39024/4-11	09-9203-1-03519
M39024/10-01	09-9074-1-03519
M39024/10-02	09-9074-1-03512
M39024/10-03	09-9074-1-03510
M39024/10-04	09-9074-1-03511
M39024/10-05	09-9074-1-03515
M39024/10-06	09-9074-1-03513
M39024/10-07	09-9074-1-03516
M39024/10-08	09-9074-1-03514
M39024/10-09	09-9074-1-03518
M39024/10-10	09-9074-1-03517
M39024/10-11	09-9072-1-03519
M39024/10-12	09-9072-1-03512
M39024/10-13	09-9072-1-03510
M39024/10-14	09-9072-1-03511
M39024/10-15	09-9072-1-03515
M39024/10-16	09-9072-1-03513
M39024/10-17	09-9072-1-03516
M39024/10-18	09-9072-1-03514
M39024/10-19	09-9072-1-03518
M39024/10-20	09-9072-1-03517
M39024/11-01	09-9201-1-03519
M39024/11-02	09-9201-1-03512
M39024/11-03	09-9201-1-03510
M39024/11-04	09-9201-1-03511
M39024/11-05	09-9201-1-03515
M39024/11-06	09-9201-1-03513
M39024/11-07	09-9201-1-03516
M39024/11-08	09-9201-1-03514
M39024/11-09	09-9201-1-03518
M39024/11-10	09-9201-1-03517
M39024/11-41	09-9208-1-03519
M39024/11-42	09-9208-1-03512
M39024/11-43	09-9208-1-03510
M39024/11-44	09-9208-1-03511
M39024/11-45	09-9208-1-03515
M39024/11-46	09-9208-1-03513
M39024/11-47	09-9208-1-03516
M39024/11-48	09-9208-1-03514
M39024/11-49	09-9208-1-03518
M39024/11-50	09-9208-1-03517
M39024/12-01	09-9084-1-03519
M39024/12-02	09-9084-1-03512
M39024/12-03	09-9084-1-03510
M39024/12-04	09-9084-1-03511
M39024/12-05	09-9084-1-03515
M39024/12-06	09-9084-1-03513
M39024/12-07	09-9084-1-03516
M39024/12-08	09-9084-1-03514
M39024/12-09	09-9084-1-03518
M39024/12-10	09-9084-1-03517
M39024/12-11	09-9084-1-03519
M39024/12-12	09-9011-1-03519
M39024/12-13	09-9011-1-03512
M39024/12-14	09-9011-1-03510
M39024/12-15	09-9011-1-03511
M39024/12-16	09-9011-1-03515
M39024/12-17	09-9011-1-03513
M39024/12-18	09-9011-1-03516
M39024/12-19	09-9011-1-03514
M39024/12-20	09-9011-1-03518
M39024/12-21	09-9011-1-03517
M39024/12-22	09-9011-1-03519
M39024/18-01	09-9350-1-03519*
M39024/18-02	09-9350-1-03514*
M39024/18-03	09-9350-1-03511*
M39024/18-04	09-9350-1-03512*
M39024/18-05	09-9350-1-03513*
M39024/18-06	09-9350-1-03510*
M39024/18-07	09-9350-1-03515*

MIL-C-39024

MIL-C-39024	CONCORD
M39024/18-08	09-9350-1-03516*
M39024/18-09	09-9350-1-03518*
M39024/18-10	09-9350-1-03517*

MIL-I-10

MIL-I-10	CONCORD
NL523W01-004	500-1005-2Q
NL523W01-005	500-1010-2Q
NL523W01-006	500-1011-2Q
NL523W01-008	500-1012-2Q
NL523W01-010	500-1013-2Q
NL523W01-012	500-1014-2Q
NL523W01-016	500-1015-2Q
NL523W02-005	500-1020-2Q
NL523W02-006	500-1021-2Q
NL523W02-008	500-1022-2Q
NL523W02-010	500-1023-2Q
NL523W02-012	500-1024-2Q
NL523W02-016	500-1025-2Q
NL523W02-020	500-1026-2Q
NL523W02-024	500-1027-2Q
NL523W03-008	500-1030-2Q
NL523W03-010	500-1031-2Q
NL523W03-012	500-1032-2Q
NL523W03-016	500-1033-2Q
NL523W03-020	500-1034-2Q
NL523W03-024	500-1035-2Q
NL523W03-032	500-1036-2Q
NL523W04-010	500-1040-2Q
NL523W04-012	500-1041-2Q
NL523W04-016	500-1042-2Q
NL523W04-020	500-1043-2Q
NL523W04-024	500-1044-2Q
NL523W04-032	500-1045-2Q
NL523W04-040	500-1046-2Q
NL523W04-048	500-1047-2Q

MIL-T-55155

MIL-T-55155	CONCORD
FT029A01S	1117-01-0519
FT030B01S	1110-16-0510
FT030B02S	1110-21-0510
FT030B03S	1110-40-0510
FT030B04S	1110-05-0510
FT030B05S	1110-75-0510
FT031B01S	1110-16-0511
FT031B02S	1110-21-0511
FT031B03S	1110-40-0511
FT031B04S	1110-05-0511
FT031B05S	1110-75-0511
FT032B01S	1110-16-0512
FT032B02S	1110-21-0512
FT032B03S	1110-40-0512
FT032B04S	1110-05-0512
FT032B05S	1110-75-0512
FT033B01S	1110-16-0513
FT033B02S	1110-21-0513
FT033B03S	1110-40-0513
FT033B04S	1110-05-0513
FT033B05S	1110-75-0513
FT034B01S	1110-16-0514
FT034B02S	1110-21-0514
FT034B03S	1110-40-0514
FT034B04S	1110-05-0514
FT034B05S	1110-75-0514
FT035B01S	1110-16-0515
FT035B02S	1110-21-0515
FT035B03S	1110-40-0515
FT035B04S	1110-05-0515
FT035B05S	1110-75-0515
FT036B01S	1110-16-0516
FT036B02S	1110-21-0516
FT036B03S	1110-40-0516
FT036B04S	1110-05-0516

MIL-T-55155

MIL-T-55155	CONCORD
FT036B05S	1110-75-0516
FT037B01S	1110-16-0517
FT037B02S	1110-21-0517
FT037B03S	1110-40-0517
FT037B04S	1110-05-0517
FT037B05S	1110-75-0517
FT038B01S	1110-16-0518
FT038B02S	1110-21-0518
FT038B03S	1110-40-0518
FT038B04S	1110-05-0518
FT038B05S	1110-75-0518
FT039B01S	1110-16-0519
FT039B02S	1110-21-0519
FT039B03S	1110-40-0519
FT039B04S	1110-05-0519
FT039B05S	1110-75-0519
FT040B01S	1133-01-0510
FT040B02S	1133-02-0510
FT040B03S	1133-03-0510
FT041B01S	1133-01-0511
FT041B02S	1133-02-0511
FT041B03S	1133-03-0511
FT042B01S	1133-01-0512
FT042B02S	1133-02-0512
FT042B03S	1133-03-0512
FT043B01S	1133-01-0513
FT043B02S	1133-02-0513
FT043B03S	1133-03-0513
FT044B01S	1133-01-0514
FT044B02S	1133-02-0514
FT044B03S	1133-03-0514
FT045B01S	1133-01-0515
FT045B02S	1133-02-0515
FT045B03S	1133-03-0515
FT046B01S	1133-01-0516
FT046B02S	1133-02-0516
FT046B03S	1133-03-0516
FT047B01S	1133-01-0517
FT047B02S	1133-02-0517
FT047B03S	1133-03-0517
FT048B01S	1133-01-0518
FT048B02S	1133-02-0518
FT048B03S	1133-03-0518
FT049B01S	1133-01-0519
FT049B02S	1133-02-0519
FT049B03S	1133-03-0519
FT050B01S	1114-04-0510
FT050B02S	1114-08-0510
FT050B03S	1114-23-0510
FT051B01S	1114-04-0511
FT051B02S	1114-08-0511
FT051B03S	1114-23-0511
FT052B01S	1114-04-0512
FT052B02S	1114-08-0512
FT052B03S	1114-23-0512
FT053B01S	1114-04-0513
FT053B02S	1114-08-0513
FT053B03S	1114-23-0513
FT054B01S	1114-04-0514
FT054B02S	1114-08-0514
FT054B03S	1114-23-0514
FT055B01S	1114-04-0515
FT055B02S	1114-08-0515
FT055B03S	1114-23-0515
FT056B01S	1114-04-0516
FT056B02S	1114-08-0516
FT056B03S	1114-23-0516
FT057B01S	1114-04-0517
FT057B02S	1114-08-0517
FT057B03S	1114-23-0517
FT058B01S	1114-04-0518
FT058B02S	1114-08-0518
FT058B03S	1114-23-0518
FT059B01S	1114-04-0519
FT059B02S	1114-08-0519
FT059B03S	1114-23-0519
FT060B01S	1114R-09-0510
FT060B02S	1114R-23-0510
FT061B01S	1114R-09-0511
FT061B02S	1114R-23-0511

MIL-T-55155

MIL-T-55155	CONCORD
FT062B01S	1114R-09-0512
FT062B02S	1114R-23-0512
FT063B01S	1114R-09-0513
FT063B02S	1114R-23-0513
FT064B01S	1114R-09-0514
FT064B02S	1114R-23-0514
FT065B01S	1114R-09-0515
FT065B02S	1114R-23-0515
FT066B01S	1114R-09-0516
FT066B02S	1114R-23-0516
FT067B01S	1114R-09-0517
FT067B02S	1114R-23-0517
FT068B01S	1114R-09-0518
FT068B02S	1114R-23-0518
FT069B01S	1114R-09-0519
FT069B02S	1114R-23-0519
M55155/029H01	1117-01-0519
M55155/030H01	1110-16-0510
M55155/030H02	1110-21-0510
M55155/030H03	1110-40-0510
M55155/030H04	1110-05-0510
M55155/030H05	1110-75-0510
M55155/031H01	1110-16-0511
M55155/031H02	1110-21-0511
M55155/031H03	1110-40-0511
M55155/031H04	1110-05-0511
M55155/031H05	1110-75-0511
M55155/032H01	1110-16-0512
M55155/032H02	1110-21-0512
M55155/032H03	1110-40-0512
M55155/032H04	1110-05-0512
M55155/032H05	1110-75-0512
M55155/033H01	1110-16-0513
M55155/033H02	1110-21-0513
M55155/033H03	1110-40-0513
M55155/033H04	1110-05-0513
M55155/033H05	1110-75-0513
M55155/034H01	1110-16-0514
M55155/034H02	1110-21-0514
M55155/034H03	1110-40-0514
M55155/034H04	1110-05-0514
M55155/034H05	1110-75-0514
M55155/035H01	1110-16-0515
M55155/035H02	1110-21-0515
M55155/035H03	1110-40-0515
M55155/035H04	1110-05-0515
M55155/035H05	1110-75-0515
M55155/036H01	1110-16-0516
M55155/036H02	1110-21-0516
M55155/036H03	1110-40-0516
M55155/036H04	1110-05-0516
M55155/036H05	1110-75-0516
M55155/037H01	1110-16-0517
M55155/037H02	1110-21-0517
M55155/037H03	1110-40-0517
M55155/037H04	1110-05-0517
M55155/037H05	1110-75-0517
M55155/038H01	1110-16-0518
M55155/038H02	1110-21-0518
M55155/038H03	1110-40-0518
M55155/038H04	1110-05-0518
M55155/038H05	1110-75-0518
M55155/039H01	1110-16-0519
M55155/039H02	1110-21-0519
M55155/039H03	1110-40-0519
M55155/039H04	1110-05-0519
M55155/039H05	1110-75-0519
M55155/040H01	1133-01-0510
M55155/040H02	1133-02-0510
M55155/040H03	1133-03-0510
M55155/041H01	1133-01-0511
M55155/041H02	1133-02-0511
M55155/041H03	1133-03-0511
M55155/042H01	1133-01-0512
M55155/042H02	1133-02-0512
M55155/042H03	1133-03-0512
M55155/043H01	1133-01-0513
M55155/043H02	1133-02-0513
M55155/043H03	1133-03-0513
M55155/044H01	1133-01-0514

*PARTS NOT YET QPL'D AT TIME OF PRINTING.

MANUFACTURED BY CONCORD® "THE COMPONENT PEOPLE"

30 GREAT JONES STREET
NEW YORK, N.Y. 10012-1115
(212) 777-6571 • 1-800-847-4162
FAX (212) 995-0161

MILITARY SPECIFICATION PART NUMBER CROSS REFERENCE

MIL-T-55155

MIL-T-55155	CONCORD
M55155/044H02	1133-02-0514
M55155/044H03	1133-03-0514
M55155/045H01	1133-01-0515
M55155/045H02	1133-02-0515
M55155/045H03	1133-03-0515
M55155/046H01	1133-01-0516
M55155/046H02	1133-02-0516
M55155/046H03	1133-03-0516
M55155/047H01	1133-01-0517
M55155/047H02	1133-02-0517
M55155/047H03	1133-03-0517
M55155/048H01	1133-01-0518
M55155/048H02	1133-02-0518
M55155/048H03	1133-03-0518
M55155/049H01	1133-01-0519
M55155/049H02	1133-02-0519
M55155/049H03	1133-03-0519
M55155/050H01	1114-04-0510
M55155/050H02	1114-08-0510
M55155/050H03	1114-23-0510
M55155/051H01	1114-04-0511
M55155/051H02	1114-08-0511
M55155/051H03	1114-23-0511
M55155/052H01	1114-04-0512
M55155/052H02	1114-08-0512
M55155/052H03	1114-23-0512
M55155/053H01	1114-04-0513
M55155/053H02	1114-08-0513
M55155/053H03	1114-23-0513
M55155/054H01	1114-04-0514
M55155/054H02	1114-08-0514
M55155/054H03	1114-23-0514
M55155/055H01	1114-04-0515
M55155/055H02	1114-08-0515
M55155/055H03	1114-23-0515
M55155/056H01	1114-04-0516
M55155/056H02	1114-08-0516
M55155/056H03	1114-23-0516
M55155/057H01	1114-04-0517
M55155/057H02	1114-08-0517
M55155/057H03	1114-23-0517
M55155/058H01	1114-04-0518
M55155/058H02	1114-08-0518
M55155/058H03	1114-23-0518
M55155/059H01	1114-04-0519
M55155/059H02	1114-08-0519
M55155/059H03	1114-23-0519
M55155/060H01	1114R-09-0510
M55155/060H02	1114R-23-0510
M55155/061H01	1114R-09-0511
M55155/061H02	1114R-23-0511
M55155/062H01	1114R-09-0512
M55155/062H02	1114R-23-0512
M55155/063H01	1114R-09-0513
M55155/063H02	1114R-23-0513
M55155/064H01	1114R-09-0514
M55155/064H02	1114R-23-0514
M55155/065H01	1114R-09-0515
M55155/065H02	1114R-23-0515
M55155/066H01	1114R-09-0516
M55155/066H02	1114R-23-0516
M55155/067H01	1114R-09-0517
M55155/067H02	1114R-23-0517
M55155/068H01	1114R-09-0518
M55155/068H02	1114R-23-0518
M55155/069H01	1114R-09-0519
M55155/069H02	1114R-23-0519
M55155/070H01	1102-14-0510
M55155/070H02	1102-31-0510
M55155/070H03	1102-03-0510
M55155/071H01	1102-14-0511
M55155/071H02	1102-31-0511
M55155/071H03	1102-03-0511
M55155/072H01	1102-14-0512
M55155/072H02	1102-31-0512
M55155/072H03	1102-03-0512
M55155/073H01	1102-14-0513
M55155/073H02	1102-31-0513
M55155/073H03	1102-03-0513
M55155/074H01	1102-14-0514

MIL-T-55155

MIL-T-55155	CONCORD
M55155/074H02	1102-31-0514
M55155/074H03	1102-03-0514
M55155/075H01	1102-14-0515
M55155/075H02	1102-31-0515
M55155/075H03	1102-03-0515
M55155/076H01	1102-14-0516
M55155/076H02	1102-31-0516
M55155/076H03	1102-03-0516
M55155/077H01	1102-14-0517
M55155/077H02	1102-31-0517
M55155/077H03	1102-03-0517
M55155/078H01	1102-14-0518
M55155/078H02	1102-31-0518
M55155/078H03	1102-03-0518
M55155/079H01	1102-14-0519
M55155/079H02	1102-31-0519
M55155/079H03	1102-03-0519
M55155/080H01	1100-28-0510
M55155/080H02	1100-07-0510
M55155/081H01	1100-28-0511
M55155/081H02	1100-07-0511
M55155/082H01	1100-28-0512
M55155/082H02	1100-07-0512
M55155/083H01	1100-28-0513
M55155/083H02	1100-07-0513
M55155/084H01	1100-28-0514
M55155/084H02	1100-07-0514
M55155/085H01	1100-28-0515
M55155/085H02	1100-07-0515
M55155/086H01	1100-28-0516
M55155/086H02	1100-07-0516
M55155/087H01	1100-28-0517
M55155/087H02	1100-07-0517
M55155/088H01	1100-28-0518
M55155/088H02	1100-07-0518
M55155/089H01	1100-28-0519
M55155/089H02	1100-07-0519
M55155/090H01	1125-43-0510
M55155/090H02	1125-45-0510
M55155/091H01	1125-43-0511
M55155/091H02	1125-45-0511
M55155/092H01	1125-43-0512
M55155/092H02	1125-45-0512
M55155/093H01	1125-43-0513
M55155/093H02	1125-45-0513
M55155/094H01	1125-43-0514
M55155/094H02	1125-45-0514
M55155/095H01	1125-43-0515
M55155/095H02	1125-45-0515
M55155/096H01	1125-43-0516
M55155/096H02	1125-45-0516
M55155/097H01	1125-43-0517
M55155/097H02	1125-45-0517
M55155/098H01	1125-43-0518
M55155/098H02	1125-45-0518
M55155/099H01	1125-43-0519
M55155/099H02	1125-45-0519
M55155/100H01	1125-42-0510
M55155/100H02	1125-46-0510
M55155/101H01	1125-42-0511
M55155/101H02	1125-46-0511
M55155/102H01	1125-42-0512
M55155/102H02	1125-46-0512
M55155/103H01	1125-42-0513
M55155/103H02	1125-46-0513
M55155/104H01	1125-42-0514
M55155/104H02	1125-46-0514
M55155/105H01	1125-42-0515
M55155/105H02	1125-46-0515
M55155/106H01	1125-42-0516
M55155/106H02	1125-46-0516
M55155/107H01	1125-42-0517
M55155/107H02	1125-46-0517
M55155/108H01	1125-42-0518
M55155/108H02	1125-46-0518
M55155/109H01	1125-42-0519
M55155/109H02	1125-46-0519
M55155/11XB01	15R-101-2-05
M55155/11XB02	15R-101-3-05
M55155/11XB03	15R-101-4-05

MIL-T-55155

MIL-T-55155	CONCORD
M55155/11XB04	15R-141-1-05
M55155/11XB05	15R-141-2-05
M55155/11XB06	15R-141-3-05
M55155/11XB07	15R-141-4-05
M55155/11XB08	15R-142-11-05
M55155/11XB09	15R-142-1-05
M55155/11XB10	15R-142-2-05
M55155/11XH01	15-101-2-05
M55155/11XH02	15-101-3-05
M55155/11XH03	15-101-4-05
M55155/11XH04	15-141-1-05
M55155/11XH05	15-141-2-05
M55155/11XH06	15-141-3-05
M55155/11XH07	15-141-4-05
M55155/11XH08	15-142-11-05
M55155/11XH09	15-142-1-05
M55155/11XH10	15-142-2-05
M55155/12XB01	15R-201-2-05
M55155/12XB02	15R-201-3-05
M55155/12XB03	15R-201-4-05
M55155/12XB04	15R-216-2-05
M55155/12XB05	15R-216-3-05
M55155/12XB06	15R-216-4-05
M55155/12XB07	15R-204-2-05
M55155/12XB08	15R-204-3-05
M55155/12XB09	15R-204-4-05
M55155/12XB10	15R-266-1-05
M55155/12XB11	15R-266-2-05
M55155/12XB12	15R-266-3-05
M55155/12XB13	15R-266-4-05
M55155/12XB14	15R-229-1-05
M55155/12XB15	15R-229-2-05
M55155/12XB16	15R-229-3-05
M55155/12XH01	15-201-2-05
M55155/12XH02	15-201-3-05
M55155/12XH03	15-201-4-05
M55155/12XH04	15-216-2-05
M55155/12XH05	15-216-3-05
M55155/12XH06	15-216-4-05
M55155/12XH07	15-204-2-05
M55155/12XH08	15-204-3-05
M55155/12XH09	15-204-4-05
M55155/12XH10	15-266-1-05
M55155/12XH11	15-266-2-05
M55155/12XH12	15-266-3-05
M55155/12XH13	15-266-4-05
M55155/12XH14	15-229-1-05
M55155/12XH15	15-229-2-05
M55155/12XH16	15-229-3-05
M55155/13XB01	15R-501-2-05
M55155/13XB02	15R-501-3-05
M55155/13XB03	15R-501-4-05
M55155/13XB04	15R-576-2-05
M55155/13XB05	15R-576-3-05
M55155/13XB06	15R-576-4-05
M55155/13XH01	15-501-2-05
M55155/13XH02	15-501-3-05
M55155/13XH03	15-501-4-05
M55155/13XH04	15-576-2-05
M55155/13XH05	15-576-3-05
M55155/13XH06	15-576-4-05
M55155/14XB01	15R-502-2-05
M55155/14XB02	15R-502-3-05
M55155/14XB03	15R-502-4-05
M55155/14XB04	15R-541-2-05
M55155/14XB05	15R-541-3-05
M55155/14XB06	15R-541-4-05
M55155/14XH01	15-502-2-05
M55155/14XH02	15-502-3-05
M55155/14XH03	15-502-4-05
M55155/14XH04	15-541-2-05
M55155/14XH05	15-541-3-05
M55155/14XH06	15-541-4-05
M55155/15XB01	15R-503-2-05
M55155/15XB02	15R-503-3-05
M55155/15XB03	15R-503-4-05
M55155/15XB04	15R-512-2-05
M55155/15XB05	15R-512-3-05
M55155/15XB06	15R-512-4-05
M55155/15XB07	15R-509-2-05

MIL-T-55155

MIL-T-55155	CONCORD
M55155/15XB08	15R-509-3-05
M55155/15XB09	15R-509-4-05
M55155/15XH01	15-503-2-05
M55155/15XH02	15-503-3-05
M55155/15XH03	15-503-4-05
M55155/15XH04	15-512-2-05
M55155/15XH05	15-512-3-05
M55155/15XH06	15-512-4-05
M55155/15XH07	15-509-2-05
M55155/15XH08	15-509-3-05
M55155/15XH09	15-509-4-05
M55155/16XB01	15R-302-2-05
M55155/16XB02	15R-302-3-05
M55155/16XB03	15R-302-4-05
M55155/16XH01	15-302-2-05
M55155/16XH02	15-302-3-05
M55155/16XH03	15-302-4-05
M55155/17XB01	15R-349-2-05
M55155/17XB02	15R-349-3-05
M55155/17XB03	15R-349-4-05
M55155/17XH01	15-349-2-05
M55155/17XH02	15-349-3-05
M55155/17XH03	15-349-4-05
M55155/196H01	1127-01-0516
M55155/196H02	1127-02-0516
M55155/196H03	1127-03-0516
M55155/206H01	1127-04-0516
M55155/206H02	1127-05-0516
M55155/206H03	1127-06-0516
M55155/206H04	1127-07-0516
M55155/23XB01	15R-905-1-05
M55155/23XB02	15R-905-2-05
M55155/23XB03	15R-905-3-05
M55155/23XB04	15R-905-4-05
M55155/23XH01	15-905-1-05
M55155/23XH02	15-905-2-05
M55155/23XH03	15-905-3-05
M55155/23XH04	15-905-4-05
M55155/24XB01	15R-903-1-05
M55155/24XB02	15R-903-2-05
M55155/24XB03	15R-903-3-05
M55155/24XB04	15R-903-4-05
M55155/24XB05	15R-493-11-05
M55155/24XB06	15R-493-1-05
M55155/24XB07	15R-493-2-05
M55155/24XB08	15R-493-3-05
M55155/24XB09	15R-493-4-05
M55155/24XB10	15R-494-11-05
M55155/24XB11	15R-494-1-05
M55155/24XB12	15R-494-2-05
M55155/24XB13	15R-494-3-05
M55155/24XB14	15R-494-4-05
M55155/24XB15	15R-499-1-05
M55155/24XB16	15R-499-2-05
M55155/24XB17	15R-499-3-05
M55155/24XH01	15-903-1-05
M55155/24XH02	15-903-2-05
M55155/24XH03	15-903-3-05
M55155/24XH04	15-903-4-05
M55155/24XH05	15-493-11-05
M55155/24XH06	15-493-1-05
M55155/24XH07	15-493-2-05
M55155/24XH08	15-493-3-05
M55155/24XH09	15-493-4-05
M55155/24XH10	15-494-11-05
M55155/24XH11	15-494-1-05
M55155/24XH12	15-494-2-05
M55155/24XH13	15-494-3-05
M55155/24XH14	15-494-4-05
M55155/24XH15	15-499-1-05
M55155/24XH16	15-499-2-05
M55155/24XH17	15-499-3-05
M55155/25XB01	15R-904-1-05
M55155/25XB02	15R-904-2-05
M55155/25XB03	15R-904-3-05
M55155/25XB04	15R-904-4-05
M55155/25XH01	15-904-1-05
M55155/25XH02	15-904-2-05
M55155/25XH03	15-904-3-05
M55155/25XH04	15-904-4-05

MANUFACTURED BY CONCORD® "THE COMPONENT PEOPLE"

30 GREAT JONES STREET
NEW YORK, N.Y. 10012
(212) 777-6571 • TWX 710-581-4930
FAX (212) 995-0161

MILITARY SPECIFICATION PART NUMBER CROSS REFERENCE

MIL-T-55155

MIL-T-55155	CONCORD
M55155/26XH01	09-0018-1-05
M55155/26XH02	09-0017-1-05
M55155/26XH03	09-0016-1-05
M55155/29XB01	15R-104-11-05
M55155/29XB02	15R-104-1-05
M55155/29XB03	15R-102-1-05
M55155/29XB04	15R-103-1-05
M55155/29XB05	15R-104-2-05
M55155/29XB06	15R-102-2-05
M55155/29XB07	15R-103-2-05
M55155/29XB08	15R-104-3-05
M55155/29XB09	15R-102-3-05
M55155/29XB10	15R-103-3-05
M55155/29XB11	15R-104-4-05
M55155/29XB12	15R-102-4-05
M55155/29XB13	15R-103-4-05
M55155/29XB14	15R-103-5-05
M55155/29XB15	15R-103-6-05
M55155/29XB16	15R-103-8-05
M55155/29XH01	15-104-11-05
M55155/29XH02	15-104-1-05
M55155/29XH03	15-102-1-05
M55155/29XH04	15-103-1-05
M55155/29XH05	15-104-2-05
M55155/29XH06	15-102-2-05
M55155/29XH07	15-103-2-05
M55155/29XH08	15-104-3-05
M55155/29XH09	15-102-3-05
M55155/29XH10	15-103-3-05
M55155/29XH11	15-104-4-05
M55155/29XH12	15-102-4-05
M55155/29XH13	15-103-4-05
M55155/29XH14	15-103-5-05
M55155/29XH15	15-103-6-05
M55155/29XH16	15-103-8-05
M55155/29-1S	15-104-11-05
M55155/29-1Z	15R-104-11-05
M55155/29-2S	15-104-1-05
M55155/29-2Z	15R-104-1-05
M55155/29-3S	15-102-1-05
M55155/29-3Z	15R-102-1-05
M55155/29-4S	15-103-1-05
M55155/29-4Z	15R-103-1-05
M55155/29-5S	15-104-2-05
M55155/29-6S	15-102-2-05
M55155/29-6Z	15R-102-2-05
M55155/29-7S	15-103-2-05
M55155/29-7Z	15R-103-2-05
M55155/29-8S	15-104-3-05
M55155/29-8Z	15R-104-3-05
M55155/29-9S	15-102-3-05
M55155/29-9Z	15R-102-3-05
M55155/29-10S	15-103-3-05
M55155/29-10Z	15R-103-3-05
M55155/29-11S	15-104-4-05
M55155/29-11Z	15R-104-4-05
M55155/29-12S	15-102-4-05
M55155/29-12Z	15R-102-4-05
M55155/29-13S	15-103-4-05
M55155/29-13Z	15R-103-4-05
M55155/29-14S	15-103-5-05
M55155/29-14Z	15R-103-5-05
M55155/29-15S	15-103-6-05
M55155/29-15Z	15R-103-6-05
M55155/29-16S	15-103-8-05
M55155/29-16Z	15R-103-8-05
M55155/30XB01	15R-214-11-05
M55155/30XB02	15R-214-1-05
M55155/30XB03	15R-209-1-05
M55155/30XB04	15R-204-1-05
M55155/30XB05	15R-214-2-05
M55155/30XB06	15R-209-2-05
M55155/30XB08	15R-211-2-05
M55155/30XB09	15R-214-3-05
M55155/30XB10	15R-209-3-05
M55155/30XB12	15R-211-3-05
M55155/30XB13	15R-214-4-05
M55155/30XB14	15R-209-4-05
M55155/30XB16	15R-211-4-05
M55155/30XB17	15R-209-6-05

MIL-T-55155

MIL-T-55155	CONCORD
M55155/30XB18	15R-204-6-05
M55155/30XB19	15R-211-6-05
M55155/30XB20	15R-209-8-05
M55155/30XB21	15R-204-8-05
M55155/30XB22	15R-211-8-05
M55155/30XH01	15-214-11-05
M55155/30XH02	15-214-1-05
M55155/30XH03	15-209-1-05
M55155/30XH04	15-204-1-05
M55155/30XH05	15-214-2-05
M55155/30XH06	15-209-2-05
M55155/30XH08	15-211-2-05
M55155/30XH09	15-214-3-05
M55155/30XH10	15-209-3-05
M55155/30XH12	15-211-3-05
M55155/30XH13	15-214-4-05
M55155/30XH14	15-209-4-05
M55155/30XH16	15-211-4-05
M55155/30XH17	15-209-6-05
M55155/30XH18	15-204-6-05
M55155/30XH19	15-211-6-05
M55155/30XH20	15-209-8-05
M55155/30XH21	15-204-8-05
M55155/30XH22	15-211-8-05
M55155/30-1S	15-214-11-05
M55155/30-1Z	15R-214-11-05
M55155/30-2S	15-214-1-05
M55155/30-2Z	15R-214-1-05
M55155/30-3S	15-209-1-05
M55155/30-3Z	15R-209-1-05
M55155/30-4S	15-204-1-05
M55155/30-4Z	15R-204-1-05
M55155/30-5S	15-214-2-05
M55155/30-5Z	15R-214-2-05
M55155/30-6S	15-209-2-05
M55155/30-6Z	15R-209-2-05
M55155/30-7Z	15R-204-2-05
M55155/30-8S	15-211-2-05
M55155/30-8Z	15R-211-2-05
M55155/30-9S	15-214-3-05
M55155/30-9Z	15R-214-3-05
M55155/30-10S	15-209-3-05
M55155/30-10Z	15R-209-3-05
M55155/30-11S	15-204-3-05
M55155/30-11Z	15R-204-3-05
M55155/30-12S	15-211-3-05
M55155/30-12Z	15R-211-3-05
M55155/30-13S	15-214-4-05
M55155/30-13Z	15R-214-4-05
M55155/30-14S	15-209-4-05
M55155/30-14Z	15R-209-4-05
M55155/30-15S	15-204-4-05
M55155/30-15Z	15R-204-4-05
M55155/30-16S	15-211-4-05
M55155/30-16Z	15R-211-4-05
M55155/30-17S	15-209-6-05
M55155/30-17Z	15R-209-6-05
M55155/30-18S	15-204-6-05
M55155/30-18Z	15R-204-6-05
M55155/30-19S	15-211-6-05
M55155/30-19Z	15R-211-6-05
M55155/30-20S	15-209-8-05
M55155/30-20Z	15R-209-8-05
M55155/30-21S	15-204-8-05
M55155/30-21Z	15R-204-8-05
M55155/30-22S	15-211-8-05
M55155/30-22Z	15R-211-8-05
M55155/31XB01	15R-601-1-05
M55155/31XB02	15R-602-1-05
M55155/31XB03	15R-601-2-05
M55155/31XB04	15R-602-2-05
M55155/31XB05	15R-601-3-05
M55155/31XB06	15R-602-3-05
M55155/31XB07	15R-601-4-05
M55155/31XB08	15R-602-4-05
M55155/31XB10	15R-601-6-05
M55155/31XB11	15R-602-6-05
M55155/31XB12	15R-602-8-05
M55155/31XH01	15-601-1-05
M55155/31XH02	15-602-1-05

MIL-T-55155

MIL-T-55155	CONCORD
M55155/31XH03	15-601-2-05
M55155/31XH04	15-602-2-05
M55155/31XH05	15-601-3-05
M55155/31XH06	15-602-3-05
M55155/31XH07	15-601-4-05
M55155/31XH08	15-602-4-05
M55155/31XH10	15-601-6-05
M55155/31XH11	15-602-6-05
M55155/31XH12	15-602-8-05
M55155/31-1S	15-601-1-05
M55155/31-1Z	15R-601-1-05
M55155/31-2S	15-602-1-05
M55155/31-2Z	15R-602-1-05
M55155/31-3S	15-601-2-05
M55155/31-3Z	15R-601-2-05
M55155/31-4S	15-602-2-05
M55155/31-4Z	15R-602-2-05
M55155/31-5S	15-601-3-05
M55155/31-5Z	15R-601-3-05
M55155/31-6S	15-602-3-05
M55155/31-6Z	15R-602-3-05
M55155/31-7S	15-601-4-05
M55155/31-7Z	15R-601-4-05
M55155/31-8S	15-602-4-05
M55155/31-8Z	15R-602-4-05
M55155/31-9S	15-602-5-05
M55155/31-9Z	15R-602-5-05
M55155/31-10S	15-601-6-05
M55155/31-10Z	15R-601-6-05
M55155/31-11S	15-602-6-05
M55155/31-11Z	15R-602-6-05
M55155/31-12S	15-602-8-05
M55155/31-12Z	15R-602-8-05
M55155/32XB01	15R-402-2-05
M55155/32XB02	15R-407-2-05
M55155/32XB03	15R-402-3-05
M55155/32XB04	15R-407-3-05
M55155/32XB05	15R-433-3-05
M55155/32XB06	15R-402-4-05
M55155/32XB07	15R-407-4-05
M55155/32XB08	15R-433-4-05
M55155/32XB09	15R-433-5-05
M55155/32XB10	15R-433-6-05
M55155/32XB11	15R-433-8-05
M55155/32XH01	15-402-2-05
M55155/32XH02	15-407-2-05
M55155/32XH03	15-402-3-05
M55155/32XH04	15-407-3-05
M55155/32XH05	15-433-3-05
M55155/32XH06	15-402-4-05
M55155/32XH07	15-407-4-05
M55155/32XH08	15-433-4-05
M55155/32XH09	15-433-5-05
M55155/32XH10	15-433-6-05
M55155/32XH11	15-433-8-05
M55155/32-1S	15-402-2-05
M55155/32-1Z	15R-402-2-05
M55155/32-2S	15-407-2-05
M55155/32-2Z	15R-407-2-05
M55155/32-3S	15-402-3-05
M55155/32-3Z	15R-402-3-05
M55155/32-4S	15-407-3-05
M55155/32-4Z	15R-407-3-05
M55155/32-5S	15-433-3-05
M55155/32-5Z	15R-433-3-05
M55155/32-6S	15-402-4-05
M55155/32-6Z	15R-402-4-05
M55155/32-7S	15-407-4-05
M55155/32-7Z	15R-407-4-05
M55155/32-8S	15-433-4-05
M55155/32-8Z	15R-433-4-05
M55155/32-9S	15-433-5-05
M55155/32-9Z	15R-433-5-05
M55155/32-10S	15-433-6-05
M55155/32-10Z	15R-433-6-05
M55155/32-11S	15-433-8-05
M55155/32-11Z	15R-433-8-05
SE070B01S	1102-14-0510
SE070B02S	1102-31-0510
SE070B03S	1102-03-0510

MIL-T-55155

MIL-T-55155	CONCORD
SE071B01S	1102-14-0511
SE071B02S	1102-31-0511
SE071B03S	1102-03-0511
SE072B01S	1102-14-0512
SE072B02S	1102-31-0512
SE072B03S	1102-03-0512
SE073B01S	1102-14-0513
SE073B02S	1102-31-0513
SE073B03S	1102-03-0513
SE074B01S	1102-14-0514
SE074B02S	1102-31-0514
SE074B03S	1102-03-0514
SE075B01S	1102-14-0515
SE075B02S	1102-31-0515
SE075B03S	1102-03-0515
SE076B01S	1102-14-0516
SE076B02S	1102-31-0516
SE076B03S	1102-03-0516
SE077B01S	1102-14-0517
SE077B02S	1102-31-0517
SE077B03S	1102-03-0517
SE078B01S	1102-14-0518
SE078B02S	1102-31-0518
SE078B03S	1102-03-0518
SE079B01S	1102-14-0519
SE079B02S	1102-31-0519
SE079B03S	1102-03-0519
SE080B01S	1100-28-0510
SE080B02S	1100-07-0510
SE081B01S	1100-28-0511
SE081B02S	1100-07-0511
SE082B01S	1100-28-0512
SE082B02S	1100-07-0512
SE083B01S	1100-28-0513
SE083B02S	1100-07-0513
SE084B01S	1100-28-0514
SE084B02S	1100-07-0514
SE085B01S	1100-28-0515
SE085B02S	1100-07-0515
SE086B01S	1100-28-0516
SE086B02S	1100-07-0516
SE087B01S	1100-28-0517
SE087B02S	1100-07-0517
SE088B01S	1100-28-0518
SE088B02S	1100-07-0518
SE089B01S	1100-28-0519
SE089B02S	1100-07-0519
SE090E01S	1125-43-0510
SE090E02S	1125-45-0510
SE091E01S	1125-43-0511
SE091E02S	1125-45-0511
SE092E01S	1125-43-0512
SE092E02S	1125-45-0512
SE093E01S	1125-43-0513
SE093E02S	1125-45-0513
SE094E01S	1125-43-0514
SE094E02S	1125-45-0514
SE095E01S	1125-43-0515
SE095E02S	1125-45-0515
SE096E01S	1125-43-0516
SE096E02S	1125-45-0516
SE097E01S	1125-43-0517
SE097E02S	1125-45-0517
SE098E01S	1125-43-0518
SE098E02S	1125-45-0518
SE099E01S	1125-43-0519
SE099E02S	1125-45-0519
SE100D01S	1125-42-0510
SE100D02S	1125-46-0510
SE101D01S	1125-42-0511
SE101D02S	1125-46-0511
SE102D01S	1125-42-0512
SE102D02S	1125-46-0512
SE103D01S	1125-42-0513
SE103D02S	1125-46-0513
SE104D01S	1125-42-0514
SE104D02S	1125-46-0514
SE105D01S	1125-42-0515
SE105D02S	1125-46-0515
SE106D01S	1125-42-0516

MANUFACTURED BY CONCORD® "THE COMPONENT PEOPLE"

30 GREAT JONES STREET
NEW YORK, N.Y. 10012
(212) 777-6571 • TWX 710-581-4930
FAX (212) 995-0161

MILITARY SPECIFICATION PART NUMBER CROSS REFERENCE

MIL-T-55155

MIL-T-55155	CONCORD
SE106D02S	1125-46-0516
SE107D01S	1125-42-0517
SE107D02S	1125-46-0517
SE108D01S	1125-42-0518
SE108D02S	1125-46-0518
SE109D01S	1125-42-0519
SE109D02S	1125-46-0519
SE11XC01S	15-101-2-05
SE11XC01Z	15R-101-2-05
SE11XC02S	15-101-3-05
SE11XC02Z	15R-101-3-05
SE11XC03S	15-101-4-05
SE11XC03Z	15R-101-4-05
SE11XC04S	15-141-1-05
SE11XC04Z	15R-141-1-05
SE11XC05Z	15R-141-2-05
SE11XC06S	15-141-3-05
SE11XC06Z	15R-141-3-05
SE11XC07S	15-141-4-05
SE11XC07Z	15R-141-4-05
SE11XC08S	15-142-11-05
SE11XC08Z	15R-142-11-05
SE11XC09S	15-142-1-05
SE11XC09Z	15R-142-1-05
SE11XC10S	15-142-2-05
SE11XC10Z	15R-142-2-05
SE12XC01S	15-201-2-05
SE12XC01Z	15R-201-2-05
SE12XC02S	15-201-3-05
SE12XC02Z	15R-201-3-05
SE12XC03S	15-201-4-05
SE12XC03Z	15R-201-4-05
SE12XC04S	15-216-2-05
SE12XC04Z	15R-216-2-05
SE12XC05S	15-216-3-05
SE12XC05Z	15R-216-3-05
SE12XC06S	15-216-4-05
SE12XC06Z	15R-216-4-05
SE12XC07Z	15R-204-2-05
SE12XC09S	15-204-4-05
SE12XC10S	15-266-1-05
SE12XC10Z	15R-266-1-05
SE12XC11S	15-266-2-05
SE12XC11Z	15R-266-2-05
SE12XC12S	15-266-3-05
SE12XC12Z	15R-266-3-05
SE12XC13S	15-266-4-05
SE12XC13Z	15R-266-4-05
SE12XC14S	15-229-1-05
SE12XC14Z	15R-229-1-05
SE12XC15S	15-229-2-05
SE12XC15Z	15R-229-2-05
SE12XC16S	15-229-3-05
SE12XC16Z	15R-229-3-05
SE13XC01S	15-501-2-05
SE13XC01Z	15R-501-2-05
SE13XC02S	15-501-3-05
SE13XC02Z	15R-501-3-05
SE13XC03S	15-501-4-05
SE13XC03Z	15R-501-4-05
SE13XC04S	15-576-2-05
SE13XC04Z	15R-576-2-05
SE13XC05S	15-576-3-05
SE13XC05Z	15R-576-3-05
SE13XC06S	15-576-4-05
SE13XC06Z	15R-576-4-05
SE14XC01S	15-502-2-05
SE14XC01Z	15R-502-2-05
SE14XC02S	15-502-3-05
SE14XC02Z	15R-502-3-05
SE14XC03S	15-502-4-05
SE14XC03Z	15R-502-4-05
SE14XC04S	15-541-2-05
SE14XC04Z	15R-541-2-05
SE14XC05S	15-541-3-05
SE14XC05Z	15R-541-3-05
SE14XC06S	15-541-4-05
SE14XC06Z	15R-541-4-05
SE15XC01S	15-503-2-05
SE15XC01Z	15R-503-2-05

MIL-T-55155

MIL-T-55155	CONCORD
SE15XC02S	15-503-3-05
SE15XC02Z	15R-503-3-05
SE15XC03S	15-503-4-05
SE15XC03Z	15R-503-4-05
SE15XC04S	15-512-2-05
SE15XC04Z	15R-512-2-05
SE15XC05S	15-512-3-05
SE15XC05Z	15R-512-3-05
SE15XC06S	15-512-4-05
SE15XC06Z	15R-512-4-05
SE15XC07S	15-509-2-05
SE15XC07Z	15R-509-2-05
SE15XC08S	15-509-3-05
SE15XC08Z	15R-509-3-05
SE15XC09S	15-509-4-05
SE15XC09Z	15R-509-4-05
SE16XC01S	15-302-2-05
SE16XC01Z	15R-302-2-05
SE16XC02S	15-302-3-05
SE16XC02Z	15R-302-3-05
SE16XC03S	15-302-4-05
SE16XC03Z	15R-302-4-05
SE17XC01S	15-349-2-05
SE17XC01Z	15R-349-2-05
SE17XC02S	15-349-3-05
SE17XC02Z	15R-349-3-05
SE17XC03S	15-349-4-05
SE17XC03Z	15R-349-4-05
SE196D01S	1127-01-0516
SE196D02S	1127-02-0516
SE196D03S	1127-03-0516
SE206D01S	1127-04-0516
SE206D02S	1127-05-0516
SE206D03S	1127-06-0516
SE206D04S	1127-07-0516
SE23XC01S	15-905-1-05
SE23XC01Z	15R-905-1-05
SE23XC02S	15-905-2-05
SE23XC02Z	15R-905-2-05
SE23XC03S	15-905-3-05
SE23XC03Z	15R-905-3-05
SE23XC04S	15-905-4-05
SE23XC04Z	15R-905-4-05
SE24XC01S	15-903-1-05
SE24XC01Z	15R-903-1-05
SE24XC02S	15-903-2-05
SE24XC02Z	15R-903-2-05
SE24XC03S	15-903-3-05
SE24XC03Z	15R-903-3-05
SE24XC04S	15-903-4-05
SE24XC04Z	15R-903-4-05
SE24XC05S	15-493-11-05
SE24XC05Z	15R-493-11-05
SE24XC06S	15-493-1-05
SE24XC06Z	15R-493-1-05
SE24XC07S	15-493-2-05
SE24XC07Z	15R-493-2-05
SE24XC08S	15-493-3-05
SE24XC08Z	15R-493-3-05
SE24XC09S	15-493-4-05
SE24XC09Z	15R-493-4-05
SE24XC10S	15-494-11-05
SE24XC10Z	15R-494-11-05
SE24XC11S	15-494-1-05
SE24XC11Z	15R-494-1-05
SE24XC12S	15-494-2-05
SE24XC12Z	15R-494-2-05
SE24XC13S	15-494-3-05
SE24XC13Z	15R-494-3-05
SE24XC14S	15-494-4-05
SE24XC14Z	15R-494-4-05
SE24XC15S	15-499-1-05
SE24XC15Z	15R-499-1-05
SE24XC16S	15-499-2-05
SE24XC16Z	15R-499-2-05
SE24XC17S	15-499-3-05
SE24XC17Z	15R-499-3-05
SE25XC01Z	15R-904-1-05
SE25XC02S	15-904-2-05
SE25XC02Z	15R-904-2-05

MIL-T-55155

MIL-T-55155	CONCORD
SE25XC03S	15-904-3-05
SE25XC03Z	15R-904-3-05
SE25XC04S	15-904-4-05
SE25XC04Z	15R-904-4-05
SE26XF01S	09-0018-1-05
SE26XF02S	09-0017-1-05
SE26XF03S	09-0016-1-05

MS

MS	CONCORD
MS3367-1	770-1753-MS
MS3367-2	770-1755-MS
MS3367-3	770-1756-MS
MS3367-4	770-1751-MS
MS3367-5	770-1752-MS
MS3367-7	770-1754-MS
MS16108-1A	09-9074-1-03519
MS16108-1C	09-9072-1-03519
MS16108-2A	09-9074-1-03512
MS16108-2C	09-9072-1-03512
MS16108-3A	09-9074-1-03510
MS16108-3C	09-9072-1-03510
MS16108-4A	09-9074-1-03511
MS16108-4C	09-9072-1-03511
MS16108-5A	09-9074-1-03515
MS16108-5C	09-9072-1-03515
MS16108-6A	09-9074-1-03513
MS16108-6C	09-9072-1-03513
MS16108-7A	09-9074-1-03516
MS16108-7C	09-9072-1-03516
MS16108-8A	09-9074-1-03514
MS16108-8C	09-9072-1-03514
MS16108-9A	09-9074-1-03518
MS16108-9C	09-9072-1-03518
MS16108-10A	09-9074-1-03517
MS16108-10C	09-9072-1-03517
MS17121-1	17-104-11-035
MS17121-2	17-104-1-035
MS17121-3	17-102-1-035
MS17121-4	17-103-1-035
MS17121-5	17-104-2-035
MS17121-6	17-102-2-035
MS17121-7	17-103-2-035
MS17121-8	17-104-3-035
MS17121-9	17-102-3-035
MS17121-10	17-103-3-035
MS17121-11	17-104-4-035
MS17121-12	17-102-4-035
MS17121-13	17-103-4-035
MS17121-14	17-103-5-035
MS17121-15	17-103-6-035
MS17121-16	17-103-8-035
MS17122-1 REV B	17-214-11-035
MS17122-2 REV B	17-214-1-035
MS17122-3 REV B	17-209-1-035
MS17122-4 REV B	17-204-1-035
MS17122-5 REV B	17-214-2-035
MS17122-6 REV B	17-209-2-035
MS17122-7 REV B	17-204-2-035
MS17122-8 REV B	17-211-2-035
MS17122-9 REV B	17-214-3-035
MS17122-10 REV B	17-209-3-035
MS17122-11 REV B	17-204-3-035
MS17122-12 REV B	17-211-3-035
MS17122-13 REV B	17-214-4-035
MS17122-14 REV B	17-209-4-035
MS17122-15 REV B	17-204-4-035
MS17122-16 REV B	17-211-4-035
MS17122-17 REV B	17-209-6-035
MS17122-18 REV B	17-204-6-035
MS17122-19 REV B	17-211-6-035
MS17122-20 REV B	17-209-8-035
MS17122-21 REV B	17-204-8-035
MS17122-22 REV B	17-211-8-035
MS17123-1 REV B	17-601-1-035

MS

MS	CONCORD
MS17123-2 REV B	17-602-1-035
MS17123-3 REV B	17-601-2-035
MS17123-4 REV B	17-602-2-035
MS17123-5 REV B	17-601-3-035
MS17123-6 REV B	17-602-3-035
MS17123-7 REV B	17-601-4-035
MS17123-8 REV B	17-602-4-035
MS17123-9 REV B	17-602-5-035
MS17123-10 REV B	17-601-6-035
MS17123-11 REV B	17-602-6-035
MS17123-12 REV B	17-602-8-035
MS17143-1	701-1975
MS17143-2	701-1976
MS17143-4	701-1977
MS17143-5	701-1978
MS17143-7	701-1979
MS17143-8	701-1980
MS17143-10	701-1981
MS17143-11	701-1982
MS17143-13	701-1983
MS17143-14	701-1984
MS17143-16	701-1985
MS17143-17	701-1986
MS17143-19	701-1987
MS17143-20	701-1988
MS17155-1	17-501-11-03301
MS17155-2	17-501-1-03301
MS17155-3	17-533-1-03301
MS17155-4	17-514-1-03301
MS17155-5	17-501-2-03301
MS17155-6	17-533-2-03301
MS17155-7	17-514-2-03301
MS17155-8	17-501-3-03301
MS17155-9	17-533-3-03301
MS17155-10	17-514-3-03301
MS17155-11	17-501-4-03301
MS17155-12	17-533-4-03301
MS17155-13	17-514-4-03301
MS17156-1 REV A	17-502-1-03301
MS17156-2 REV A	17-505-1-03301
MS17156-3 REV A	17-530-1-03301
MS17156-4 REV A	17-502-2-03301
MS17156-5 REV A	17-505-2-03301
MS17156-6 REV A	17-530-2-03301
MS17156-7 REV A	17-502-3-03301
MS17156-8 REV A	17-505-3-03301
MS17156-9 REV A	17-530-3-03301
MS17156-10 REV A	17-502-4-03301
MS17156-11 REV A	17-505-4-03301
MS17156-12 REV A	17-530-4-03301
MS17156-13 REV A	17-530-5-03301
MS17156-14 REV A	17-530-6-03301
MS17157-1 REV A	17-503-11-03301
MS17157-2 REV A	17-503-1-03301
MS17157-3 REV A	17-564-1-03301
MS17157-4 REV A	17-562-1-03301
MS17157-5 REV A	17-503-2-03301
MS17157-6 REV A	17-564-2-03301
MS17157-7 REV A	17-562-2-03301
MS17157-8 REV A	17-520-2-03301
MS17157-9 REV A	17-503-3-03301
MS17157-10 REV A	17-564-3-03301
MS17157-11 REV A	17-562-3-03301
MS17157-12 REV A	17-520-3-03301
MS17157-13 REV A	17-503-4-03301
MS17157-14 REV A	17-564-4-03301
MS17157-15 REV A	17-562-4-03301
MS17157-16 REV A	17-520-4-03301
MS17157-17 REV A	17-562-5-03301
MS17157-18 REV A	17-520-5-03301
MS17157-19 REV A	17-562-6-03301
MS17157-20 REV A	17-520-6-03301
MS17157-21 REV A	17-520-8-03301
MS17158-1 REV A	17-402-2-03301
MS17158-2 REV A	17-407-2-03301
MS17158-3 REV A	17-402-3-03301
MS17158-4 REV A	17-407-3-03301
MS17158-5 REV A	17-433-3-03301
MS17158-6 REV A	17-402-4-03301
MS17158-7 REV A	17-407-4-03301

MANUFACTURED BY CONCORD® "THE COMPONENT PEOPLE"

30 GREAT JONES STREET
NEW YORK, N.Y. 10012
(212) 777-6571 • TWX 710-581-4930
FAX (212) 995-0161

MILITARY SPECIFICATION PART NUMBER CROSS REFERENCE

MS	CONCORD
MS17158-8 REV A	17-433-4-03301
MS17158-9 REV A	17-433-5-03301
MS17158-10 REV A	17-433-6-03301
MS17158-11 REV A	17-433-8-03301
MS17172-1 REV A	17-706-4-03301
MS17172-2 REV A	17-702-4-03301
MS17172-3 REV A	17-706-6-03301
MS17172-4 REV A	17-702-6-03301
MS17172-5 REV B	17-706-4-05
MS17172-6 REV B	17-702-4-05
MS17172-7 REV B	17-706-6-05
MS17172-8 REV B	17-702-6-05
MS17172-9 REV B	17-706-8-05
MS17172-10 REV B	17-702-8-05
MS17172-11 REV B	17-702-12-05
MS20659-101 CLASS 2	701-1820
MS20659-102 CLASS 2	701-1821
MS20659-103 CLASS 2	701-1822
MS20659-104 CLASS 2	701-1823
MS20659-105	701-1824
MS20659-106	701-1825
MS20659-107 CLASS 2	701-1826
MS20659-108 CLASS 2	701-1827
MS20659-109 CLASS 2	701-1828
MS20659-110 CLASS 2	701-1829
MS20659-111 CLASS 2	701-1830
MS20659-112 CLASS 2	701-1831
MS20659-113 CLASS 2	701-1832
MS20659-114 CLASS 2	701-1833
MS20659-115 CLASS 2	701-1834
MS20659-116 CLASS 2	701-1835
MS20659-117 CLASS 2	701-1834
MS20659-118 CLASS 2	701-1835
MS20659-119 CLASS 2	701-1838
MS20659-120 CLASS 2	701-1839
MS20659-121 CLASS 2	701-1840
MS20659-122 CLASS 2	701-1841
MS20659-123 CLASS 2	701-1842
MS20659-124 CLASS 2	701-1843
MS20659-125 CLASS 2	701-1844
MS20659-126 CLASS 2	701-1845
MS20659-127 CLASS 2	701-1846
MS20659-128	701-1847
MS20659-129 CLASS 2	701-1848
MS20659-130 CLASS 2	701-1849
MS20659-131 CLASS 2	701-1850
MS20659-132 CLASS 2	701-1851
MS20659-133 CLASS 2	701-1852
MS20659-134 CLASS 2	701-1853
MS20659-135 CLASS 2	701-1853
MS20659-136 CLASS 2	701-1855
MS20659-137 CLASS 2	701-1856
MS20659-138 CLASS 2	701-1857
MS20659-139 CLASS 2	701-1858
MS20659-140 CLASS 2	701-1859
MS20659-141 CLASS 2	701-1860
MS20659-142 CLASS 2	701-1861
MS20659-143 CLASS 2	701-1862
MS20659-144 CLASS 2	701-1863
MS20659-145 CLASS 2	701-1864
MS20659-146 CLASS 2	701-1865
MS20659-147 CLASS 2	701-1866
MS20659-148 CLASS 2	701-1867
MS20659-149 CLASS 2	701-1868
MS20659-150 CLASS 2	701-1869
MS20659-151 CLASS 2	701-1868
MS20659-152 CLASS 2	701-1869
MS20659-153 CLASS 2	701-1872
MS20659-154 CLASS 2	701-1873
MS20659-155 CLASS 2	701-1874
MS20659-156 CLASS 2	701-1875
MS20659-158 CLASS 2	701-1876
MS20659-159 CLASS 2	701-1877
MS20659-160 CLASS 2	701-1878
MS20659-161 CLASS 2	701-1879
MS20659-163 CLASS 2	701-1880
MS20659-165 CLASS 2	701-1881
MS20659-166 CLASS 2	701-1882
MS25036-101	701-1900
MS25036-102	701-1901

MS	CONCORD
MS25036-103	701-1902
MS25036-104	701-1903
MS25036-105	701-1904
MS25036-106	701-1905
MS25036-107	701-1906
MS25036-108	701-1907
MS25036-109	701-1908
MS25036-110	701-1909
MS25036-111	701-1910
MS25036-112	701-1911
MS25036-113	701-1912
MS25036-114	701-1913
MS25036-115 CLASS 2	701-1914
MS25036-116 CLASS 2	701-1915
MS25036-117 CLASS 2	701-1916
MS25036-118 CLASS 2	701-1917
MS25036-119 CLASS 2	701-1918
MS25036-120 CLASS 2	701-1919
MS25036-121 CLASS 2	701-1920
MS25036-122 CLASS 2	701-1921
MS25036-123 CLASS 2	701-1922
MS25036-124 CLASS 2	701-1923
MS25036-125 CLASS 2	701-1924
MS25036-126 CLASS 2	701-1925
MS25036-127 CLASS 2	701-1926
MS25036-128 CLASS 2	701-1927
MS25036-129 CLASS 2	701-1928
MS25036-130 CLASS 2	701-1929
MS25036-131 CLASS 2	701-1930
MS25036-132 CLASS 2	701-1928
MS25036-133 CLASS 2	701-1929
MS25036-134 CLASS 2	701-1930
MS25036-135 CLASS 2	701-1934
MS25036-136 CLASS 2	701-1935
MS25036-137 CLASS 2	701-1936
MS25036-138 CLASS 2	701-1937
MS25036-139 CLASS 2	701-1938
MS25036-140 CLASS 2	701-1939
MS25036-141 CLASS 2	701-1940
MS25036-143 CLASS 2	701-1941
MS25036-144 CLASS 2	701-1942
MS25036-145 CLASS 2	701-1943
MS25036-146 CLASS 2	701-1944
MS25036-147 CLASS 2	701-1945
MS25036-148	701-1946
MS25036-149	701-1947
MS25036-150	701-1948
MS25036-152	701-1949
MS25036-153	701-1950
MS25036-154	701-1951
MS25036-156	701-1952
MS25036-157	701-1953
MS35431-1	707-1800
MS35431-2	707-1801
MS35431-3	707-1802
MS35431-4	707-1803
MS35431-5	707-1804
MS35431-6	707-1805
MS35431-7	707-1806
MS35431-8	707-1807
MS35431-9	707-1808
MS35431-10	707-1809
MS35431-14	707-1883
MS35431-15	707-1884
MS39087-1	30-3260-1
MS39087-2	30-3260-2
MS39087-3	30-3245-1
MS39087-4	30-3245-2
MS39087-5	30-3215-1
MS39087-6	30-3215-2
MS77066-1	707-1810
MS77066-2	707-1811
MS77066-3	707-1812
MS77066-4	707-1813
MS77067-1	707-1820
MS77067-2	707-1821
MS77067-3	707-1822
MS77068-1	707-1830
MS77068-2	707-1831
MS77068-3	707-1832

MS	CONCORD
MS77068-4	707-1833
MS77069-1	707-1840
MS77069-2	707-1841
MS77069-3	707-1842
MS77070-1	707-1850
MS77070-2	707-1851
MS77070-3	707-1852
MS77070-5	707-1853
MS77072-1	707-1860
MS77072-2	707-1861
MS77072-4	707-1862
MS77073-1	707-1870
MS77073-2	707-1871
MS77074-1	707-1880
MS77074-2	707-1881
MS77074-3	707-1882
MS91528-1A2B	790-1369-MS
MS91528-0C2B	790-1301-MS
MS91528-1B2B	790-1370-MS
MS91528-1C1B	790-1302-MS
MS91528-1C2B	790-1303-MS
MS91528-3G2B	790-1322-MS
MS91528-3N2B	790-1330-MS
MS91528-2K1B	790-1358-MS
MS91528-2K2B	790-1359-MS
MS91528-2E2B	790-1313-MS
MS91528-2P1B	790-1352-MS
MS91528-2P2B	790-1353-MS
MS91528-2S2B	790-1366-MS
MS91528-2F1B	790-1344-MS
MS91528-2F2B	790-1345-MS
MS91528-2N1B	790-1328-MS
MS91528-4C2B	790-1307-MS
MS91528-4D2B	790-1339-MS
MS91528-4E2B	790-1315-MS
MS91528-4F2B	790-1347-MS
MS91528-4G2B	790-1323-MS
MS91528-2N2B	790-1329-MS
MS91528-3C2B	790-1306-MS
MS91528-3S2B	790-1367-MS
MS91528-4N2B	790-1331-MS
MS91528-3D2B	790-1338-MS
MS91528-0F2B	790-1341-MS
MS91528-0G1B	790-1316-MS
MS91528-0G2B	790-1317-MS
MS91528-0K1B	790-1354-MS
MS91528-0K2B	790-1355-MS
MS91528-1E2B	790-1311-MS
MS91528-1F1B	790-1342-MS
MS91528-1N1B	790-1326-MS
MS91528-1N2B	790-1327-MS
MS91528-1P1B	790-1350-MS
MS91528-1P2B	790-1351-MS
MS91528-2G1B	790-1320-MS
MS91528-1F2B	790-1343-MS
MS91528-1GG1B	790-1360-MS
MS91528-1GG2B	790-1361-MS
MS91528-1G1B	790-1318-MS
MS91528-1G2B	790-1319-MS
MS91528-1HH1B	790-1362-MS
MS91528-0D1B	790-1332-MS
MS91528-0D2B	790-1333-MS
MS91528-0E1B	790-1308-MS
MS91528-0E2B	790-1309-MS
MS91528-0F1B	790-1340-MS
MS91528-1D1B	790-1334-MS
MS91528-2G2B	790-1321-MS
MS91528-1K1B	790-1356-MS
MS91528-2C1B	790-1304-MS
MS91528-2C2B	790-1305-MS
MS91528-1HH2B	790-1363-MS
MS91528-1II1B	790-1364-MS
MS91528-1II2B	790-1365-MS
MS91528-3E2B	790-1314-MS
MS91528-3F2B	790-1346-MS
MS91528-4S2B	790-1368-MS
MS91528-0C1B	790-1300-MS
MS91528-2D1B	790-1336-MS
MS91528-2D2B	790-1337-MS
MS91528-2E1B	790-1312-MS

MS	CONCORD
MS91528-1K2B	790-1357-MS
MS91528-0N1B	790-1324-MS
MS91528-1D2B	790-1335-MS
MS91528-1E1B	790-1310-MS
MS91528-0N2B	790-1325-MS
MS91528-0P1B	790-1348-MS
MS91528-0P2B	790-1349-MS

MANUFACTURED BY CONCORD® "THE COMPONENT PEOPLE"

30 GREAT JONES STREET
NEW YORK, N.Y. 10012
(212) 777-6571 • TWX 710-581-4930
FAX (212) 995-0161

INDEX

NOTE: "XX" DENOTES A SERIES OF PARTS, EXAMPLE: 502-9XXX REPRESENTS: 502-9402, 502-9403, 502-9404, etc.

INDEX

NOTE: "XX" DENOTES A SERIES OF PARTS, EXAMPLE: 502-9XXX REPRESENTS: 502-9402, 502-9403, 502-9404, etc.

INDEX

NOTE: "XX" DENOTES A SERIES OF PARTS, EXAMPLE: 502-9XXX REPRESENTS: 502-9402, 502-9403, 502-9404, etc.

INDEX

NOTE: "XX" DENOTES A SERIES OF PARTS, EXAMPLE: 502-9XXX REPRESENTS: 502-9402, 502-9403, 502-9404, etc.

INDEX

NOTE: "XX" DENOTES A SERIES OF PARTS, EXAMPLE: 502-9XXX REPRESENTS: 502-9402, 502-9403, 502-9404, etc.

MILITARY PART NUMBER CROSS REFERENCE

FACILITIES LIST

A COMPLETE MODERN PLASTIC INJECTION MOLDING AND METAL FABRICATING FACILITY WHICH INCLUDES:

12	1 OZ. BOY FULLY AUTOMATIC INJECTION MOLDING MACHINES
95	SWISS AUTOMATIC SCREW MACHINES TORNOS-STROHM-PETERMANN
6	HIGH SPEED AUTOMATED STAMPING PRESSES
4	ULTRASONIC PLASTIC ASSEMBLY MACHINES
6	ELECTRONIC PULSE WELDERS
16	SECONDARY DRILLING AND TAPPING MACHINES
5	ENGINE LATHES
7	MILLING MACHINES
16	DRILL PRESSES
5	SURFACE GRINDERS
1	DOALL SAW
1	KALAMAZOO BAND SAW
6	HAGER SWISS TOOL GRINDERS
1	HAGER CAM SHAVER
1	HAGER CAM DIVIDER
1	HAGER TOOLMAKERS MICROSCOPE
8	INDICATOR COMPARATORS
6	STEREOSCOPIC WIDE FIELD MICROSCOPES
3	SHADOWGRAPHS
1	WILSON HARDNESS TESTER
1	TUKON MICRO HARDNESS TESTER
5	HEAT TREATING FURNACES
10	TUMBLING BARRELS
3	POWER PRESSES 4 TO 10 TON
1	BUTTERFLY FILING MACHINE
10	AUTOMATIC ASSEMBLY MACHINES
38	AIR OPERATED ASSEMBLY PRESSES WITH SAFETY CONTROLS
3	COMPU-DERMS, BETA RAY BACK SCATTER TEST EQUIPMENT FOR NON-DESTRUCTIVE TESTING OF PLATING
1	X-RAY FLOURESCENCE PLATING MEASURING MACHINE

A COMPLETE TOOL ROOM WITH ALL NECESSARY JO-BLOCKS, THREAD, PLUG & INSPECTION GAGES, MICROMETERS, DIVIDING HEADS, ROTARY TABLES AND ATTACHMENTS.

A COMPLETE PLATING PLANT EQUIPPED FOR SILVER, GOLD, TIN, TIN-LEAD (SOLDER) CADMIUM, BRIGHT ELECTRO TIN, NICKEL, COPPER, ETC.

A COMPLETE QUALIFIED TEST LAB (MIL-C-39024, DESC CERTIFIED).

ALL FACILITIES ARE HOUSED IN OUR OWN BUILDINGS.

CONCORD®

MANUFACTURERS OF:

ELECTRONIC COMPONENTS
BINDING POSTS—BANANA PLUGS
PRINTED CIRCUIT JACKS & CONNECTORS
PRINTED CIRCUIT PLUGS & PINS
SOLDER TERMINALS
TEFLON* INSULATED TERMINALS
SPACERS AND STANDOFFS
PANEL & CHASSIS HARDWARE
STANDARD AND FOLDING HANDLES
SQUARE WRAPS®
SWISS AUTOMATIC SCREW MACHINE PRODUCTS

The Manufacturer's Manufacturer Since 1946

CONCORD®

MULTIMETER TEST
MINIATURE TEST L
PATCH CORDS & J
DIALLYL PHTHA
INSULATED TERM
RF COAX CONNEC
MILITARY KNO
TEST POINT JACKS
LITHIUM BATTERY HOLDERS
TRANSISTOR SOCKETS

* Teflon® is Du Pont's registered trademark.

CONCORD® ELECTRONICS CORPORATION
30 GREAT JONES STREET, NEW YORK, N.Y. 10012
(212) 777-6571
1-800-847-4162 • FAX 212-995-0161
EMAIL: INFO@CONCORD-ELEX.COM